

DATA SHEET

GAS DISCHARGE TUBE – 2R-8*6/S SERIES

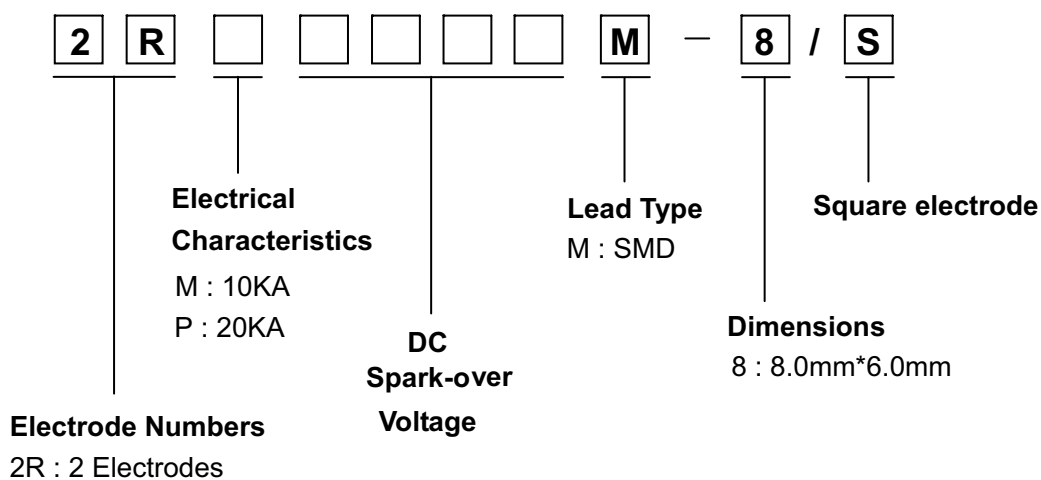
FEATURES

- ✧ Provide ultra-fast response to surge voltage from slow-rising surge of 100V/s to rapid-rising surge of 1KV/ μ s
- ✧ Stable breakdown voltage
- ✧ High insulation resistance
- ✧ Low capacitance ($\leq 1.5\text{pF}$).
- ✧ Large absorbing transient current capability
- ✧ Micro-Gap Design
- ✧ ROHS Compliant
- ✧ SIZE : 8*6mm
- ✧ Surface mount for economical assembly
- ✧ Weight ~1.5g
- ✧ Storage and operational temperature: $-40^{\circ}\text{C} \sim +85^{\circ}\text{C}$
- ✧ Meets MSL level 1, per J -STD-020

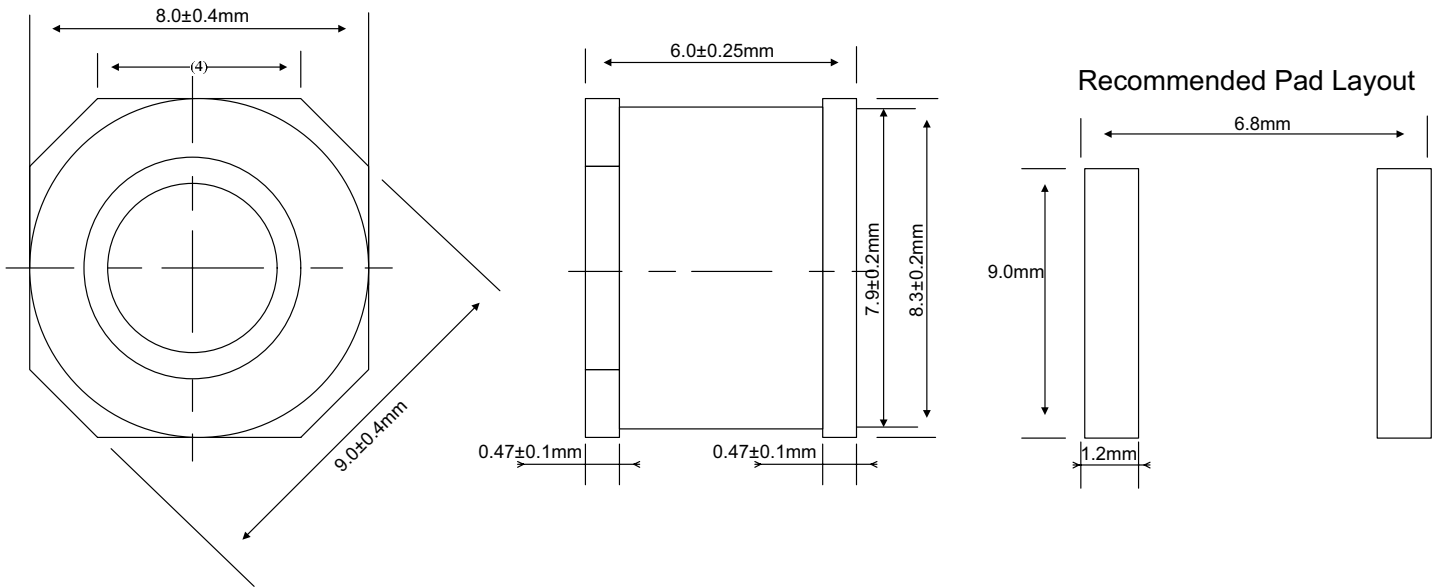
APPLICATION

- ✧ Repeaters, Modems
- ✧ Telephone Interface, Line cards
- ✧ Data communication equipment
- ✧ Line test equipment
- ✧ Automotive、aircraft military、electronics

PART NUMBER CODE



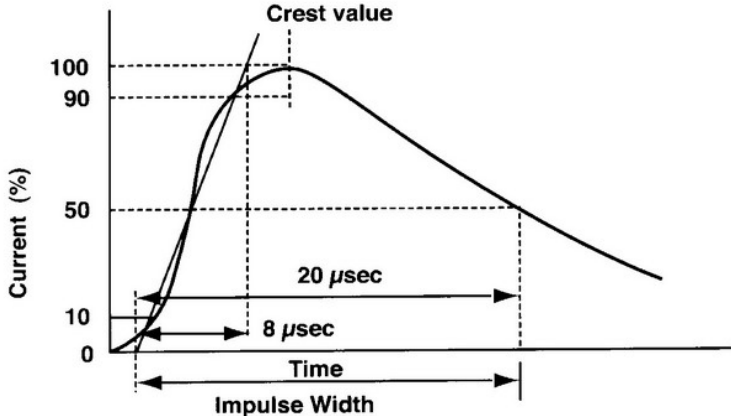
DIMENSIONS



ELECTRICAL CHARACTERISTIC

Part Number	DC Spark-over Voltage	Maximum Impulse Spark-over Voltage	Nominal Impulse Discharge Current	Single Impulse Discharge Current	Alternating Discharge Current	Impulse Life	Minimum Insulation Resistance		Maximum Capacitance	Device Marking Code
	100V/s	1000V/ μs	8/20 μs 10times	10/350 μs	50Hz, 1sec	10/1000 μs 100A	Test Voltage	(G Ω)	1MHz	
	(V)	(V)	(KA)	(KA)	(A)	(times)	DC(V)		(pF)	
2RM075M-8/S	75 \pm 20%	600	10	2.5	10	500	25	1.0	1.5	2RM075-8
2RM090M-8/S	90 \pm 20%	600	10	2.5	10	500	50	1.0	1.5	2RM090-8
2RM150M-8/S	150 \pm 20%	600	10	2.5	10	500	100	1.0	1.5	2RM150-8
2RM230M-8/S	230 \pm 20%	700	10	2.5	10	500	100	1.0	1.5	2RM230-8
2RM250M-8/S	250 \pm 20%	700	10	2.5	10	500	100	1.0	1.5	2RM250-8
2RM300M-8/S	300 \pm 20%	900	10	2.5	10	500	100	1.0	1.5	2RM300-8
2RM350M-8/S	350 \pm 20%	900	10	2.5	10	500	100	1.0	1.5	2RM350-8
2RM420M-8/S	420 \pm 20%	1000	10	2.5	10	500	100	1.0	1.5	2RM420-8
2RM470M-8/S	470 \pm 20%	1000	10	2.5	10	500	250	1.0	1.5	2RM470-8
2RM600M-8/S	600 \pm 20%	1200	10	2.5	10	500	250	1.0	1.5	2RM600-8
2RM800M-8/S	800 \pm 20%	1400	10	2.5	10	500	250	1.0	1.5	2RM800-8
2RM1000M-8/S	1000 \pm 20%	1700	10	2.5	10	500	250	1.0	1.5	2RM1000-8
2RP075M-8/S	75 \pm 20%	600	20	5.0	20	500	25	1.0	1.5	2RP075-8
2RP090M-8/S	90 \pm 20%	600	20	5.0	20	500	50	1.0	1.5	2RP090-8
2RP150M-8/S	150 \pm 20%	600	20	5.0	20	500	100	1.0	1.5	2RP150-8
2RP230M-8/S	230 \pm 20%	700	20	5.0	20	500	100	1.0	1.5	2RP230-8
2RP250M-8/S	250 \pm 20%	700	20	5.0	20	500	100	1.0	1.5	2RP250-8
2RP300M-8/S	300 \pm 20%	900	20	5.0	20	500	100	1.0	1.5	2RP300-8
2RP350M-8/S	350 \pm 20%	900	20	5.0	20	500	100	1.0	1.5	2RP350-8
2RP420M-8/S	420 \pm 20%	1000	20	5.0	20	500	100	1.0	1.5	2RP420-8
2RP470M-8/S	470 \pm 20%	1000	20	5.0	20	500	250	1.0	1.5	2RP470-8
2RP600M-8/S	600 \pm 20%	1200	20	5.0	20	500	250	1.0	1.5	2RP600-8
2RP800M-8/S	800 \pm 20%	1400	20	5.0	20	500	250	1.0	1.5	2RP800-8
2RP1000M-8/S	1000 \pm 20%	1700	20	5.0	20	500	250	1.0	1.5	2RP1000-8

ELECTRICAL RATING

Item	Test Condition / Description	Requirement
DC Spark-over Voltage	The voltage is measured with a low rate of rise $dv / dt=100V/s$	
Maximum Impulse Spark-over Voltage	The maximum impulse breakdown voltage is measured with a rise time of $dv / dt=1000V/\mu s$	
Impulse Discharge Current	<p>The maximum current applying a waveform of 8/20μs that can be applied across the terminals of the gas tube without causing the gas tube to change more than $\pm 25\%$ from its initial measured DC breakdown voltage. Dwell time between pulses is 3 minutes.</p> 	To meet the specified value
Alternating Discharge Current	<p>Rated RMS value of AC current at 50Hz, 1 sec. 10 times. Intervals: 3min. DC breakdown voltage may not change more than $\pm 25\%$ from its initial measured DC breakdown voltage. $IR > 10^8$ ohms (-20%, +30% for 70 – 90V).</p>	
Insulation Resistance	The resistance of gas tube shall be measured each terminal each other terminal. please see above spec	
Capacitance	<p>The capacitance of gas tube shall be measured each terminal to each other terminal. Test frequency :1MHz</p>	