

**Silicon PNP Power Transistors**

**2SA1010**

**DESCRIPTION**

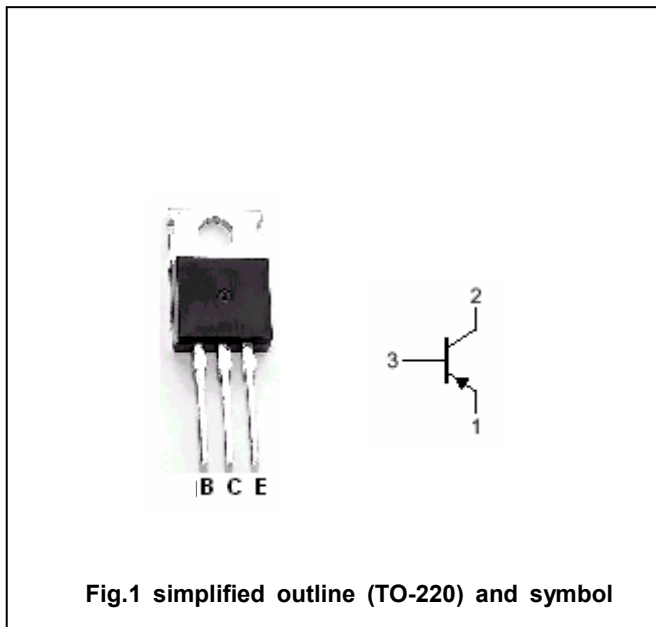
- With TO-220 package
- Complement to type 2SC2334
- Low collector saturation voltage
- Fast switching speed

**APPLICATIONS**

- Switching regulators
- DC/DC converters
- High frequency power amplifiers

**PINNING**

PIN	DESCRIPTION
1	Emitter
2	Collector;connected to mounting base
3	Base



**Absolute maximum ratings(Ta=25°C)**

SYMBOL	PARAMETER	CONDITIONS	VALUE	UNIT
V <sub>CBO</sub>	Collector-base voltage	Open emitter	-100	V
V <sub>CEO</sub>	Collector-emitter voltage	Open base	-100	V
V <sub>EBO</sub>	Emitter-base voltage	Open collector	-7	V
I <sub>C</sub>	Collector current		-7	A
I <sub>CM</sub>	Collector current-Peak		-15	A
I <sub>B</sub>	Base current		-3.5	A
P <sub>T</sub>	Total power dissipation	T <sub>a</sub> =25°C	1.5	W
		T <sub>C</sub> =25°C	40	
T <sub>j</sub>	Junction temperature		150	°C
T <sub>stg</sub>	Storage temperature		-55~150	°C

## Silicon PNP Power Transistors

## 2SA1010

## CHARACTERISTICS

T<sub>j</sub>=25°C unless otherwise specified

SYMBOL	PARAMETER	CONDITIONS	MIN	TYP.	MAX	UNIT
V <sub>CEO(SUS)</sub>	Collector-emitter sustaining voltage	I <sub>C</sub> =-5.0A, I <sub>B</sub> =-0.5A, L=1mH	-100			V
V <sub>CEsat</sub>	Collector-emitter saturation voltage	I <sub>C</sub> =-5A; I <sub>B</sub> =-0.5A			-0.6	V
V <sub>BEsat</sub>	Base-emitter saturation voltage	I <sub>C</sub> =-5A; I <sub>B</sub> =-0.5A			-1.5	V
I <sub>CBO</sub>	Collector cut-off current	V <sub>CB</sub> =-100V; I <sub>E</sub> =0			-10	μA
I <sub>EBO</sub>	Emitter cut-off current	V <sub>EB</sub> =-5V; I <sub>C</sub> =0			-10	μA
h <sub>FE-1</sub>	DC current gain	I <sub>C</sub> =-0.5A; V <sub>CE</sub> =-5V	40		200	
h <sub>FE-2</sub>	DC current gain	I <sub>C</sub> =-3A; V <sub>CE</sub> =-5V	40		200	
h <sub>FE-3</sub>	DC current gain	I <sub>C</sub> =-5A; V <sub>CE</sub> =-5V	20			

Switching times resistive load

t <sub>on</sub>	Turn-on time	I <sub>C</sub> =-5.0A I <sub>B1</sub> =- I <sub>B2</sub> =-0.5A R <sub>L</sub> =10Ω; V <sub>CC</sub> ≈50V			0.5	μs
t <sub>s</sub>	Storage time				1.5	μs
t <sub>f</sub>	Fall time				0.5	μs

◆ h<sub>FE-2</sub> Classifications

M	L	K
40-80	60-120	100-200

Silicon PNP Power Transistors

2SA1010

PACKAGE OUTLINE



Fig.2 Outline dimensions(unindicated tolerance:  $\pm 0.10$  mm)

Silicon PNP Power Transistors

2SA1010

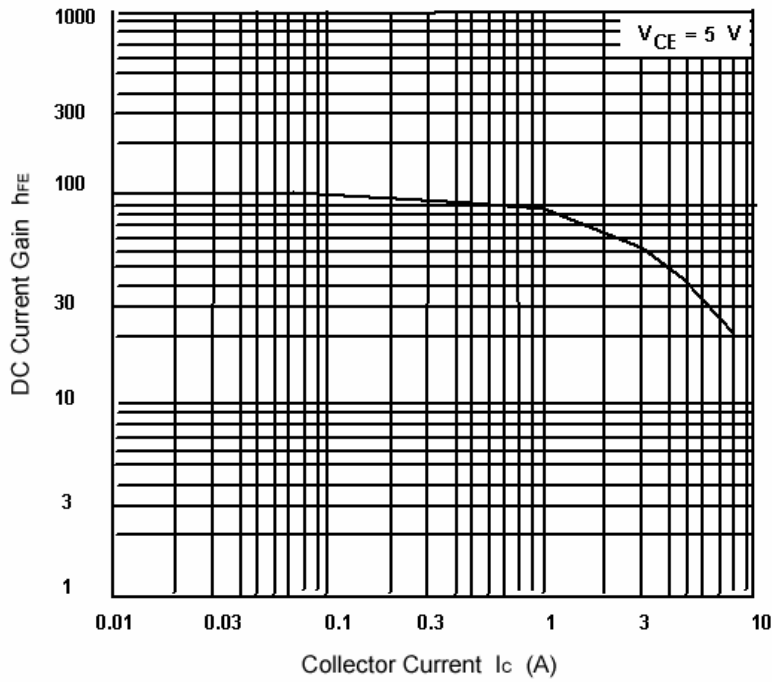


Fig.3 DC current Gain

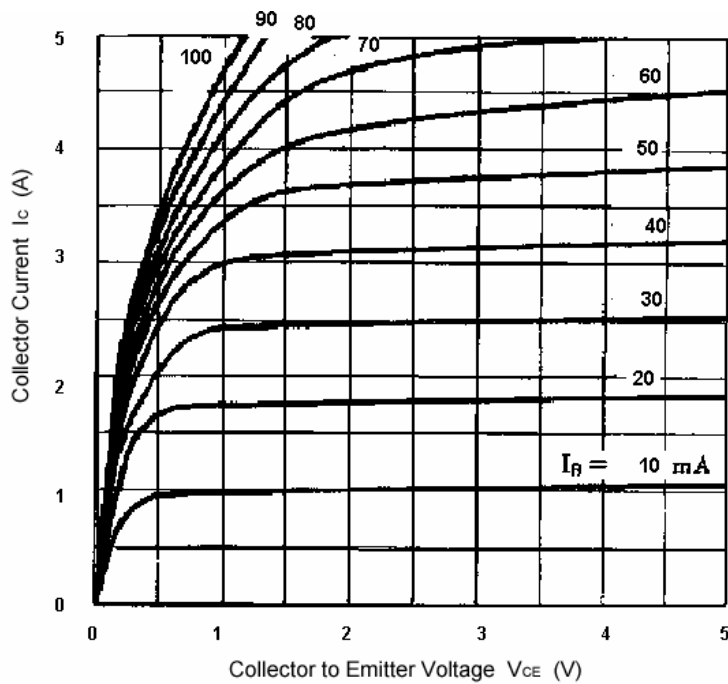


Fig.4 Static Characteristic

Silicon PNP Power Transistors

2SA1010

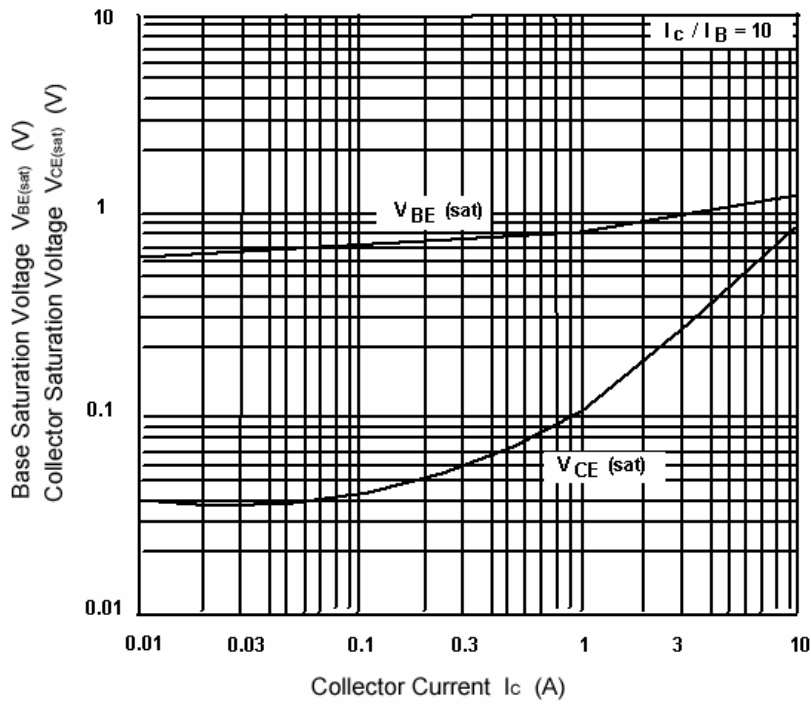


Fig.5 Base-Emitter Saturation Voltage  
Collector-Emitter Saturation Voltage

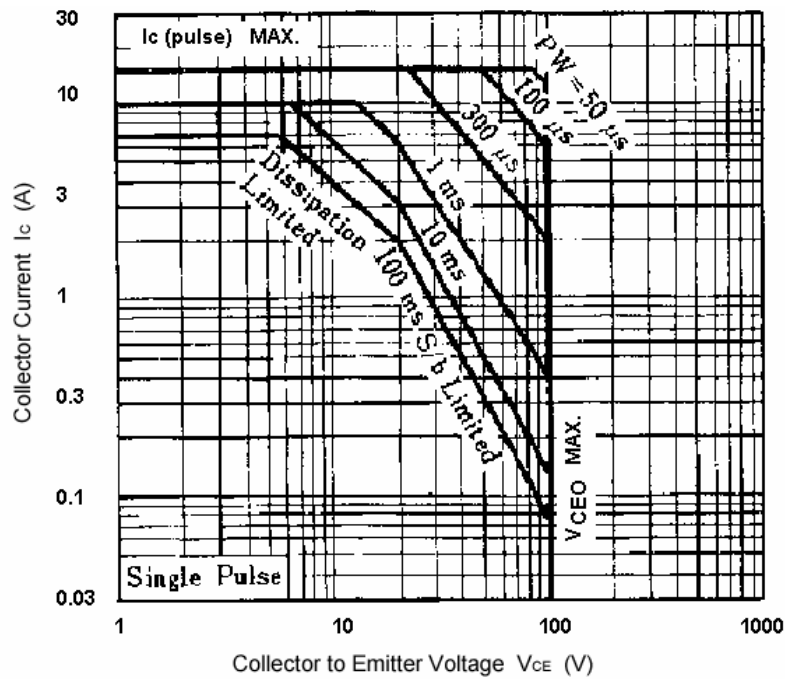


Fig.6 Safe Operating Area