

RoHS Compliant Product
A suffix of "-C" specifies halogen & lead-free

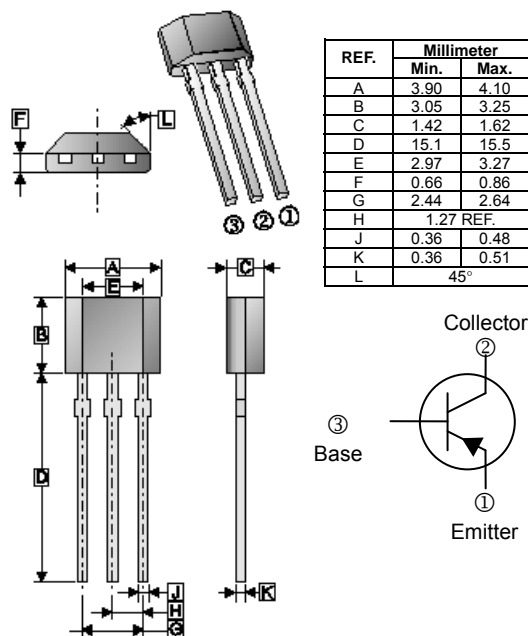
FEATURES

- Small Package
- High Voltage
- Excellent h_{FE} Linearity

TO-92S

CLASSIFICATION OF h_{FE}

Product-Rank	2SA1048-O	2SA1048-Y	2SA1048-GR
Range	70~140	120~240	200~400



ABSOLUTE MAXIMUM RATINGS ($T_A = 25^\circ\text{C}$ unless otherwise specified)

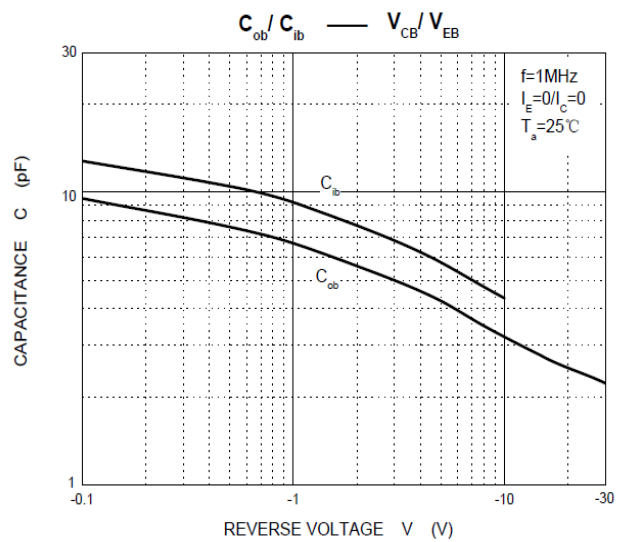
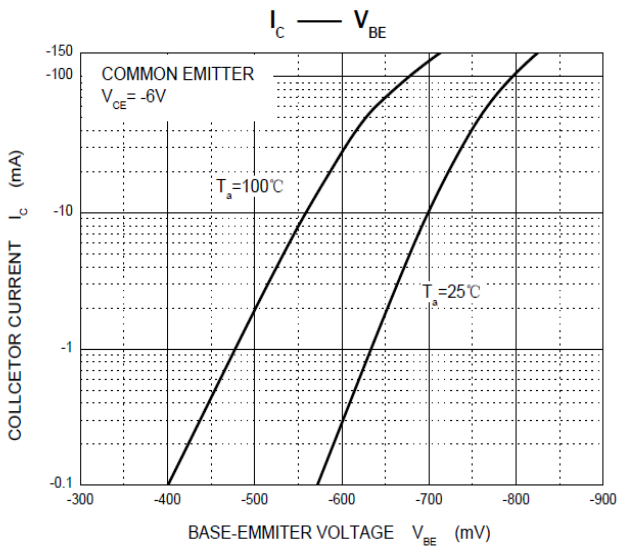
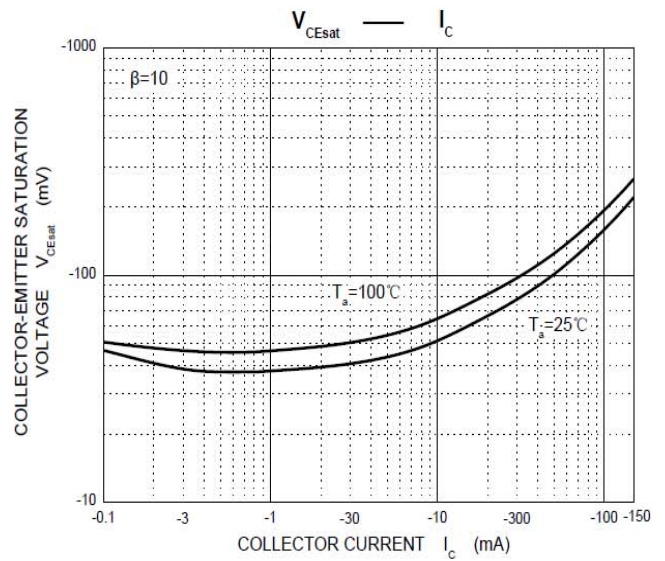
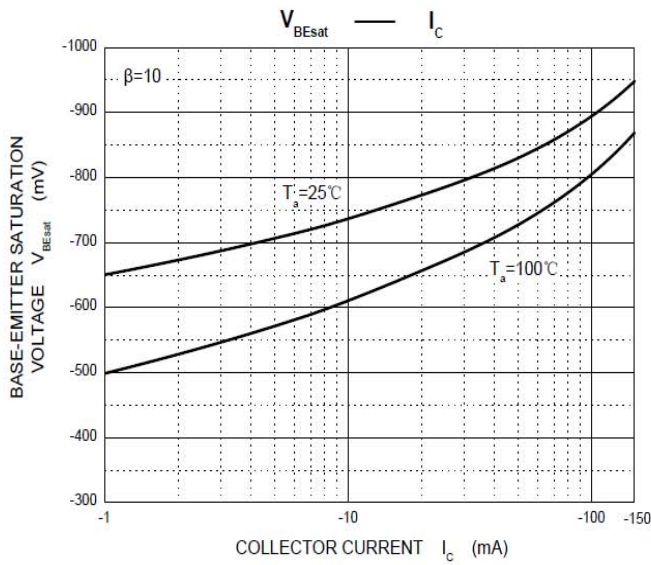
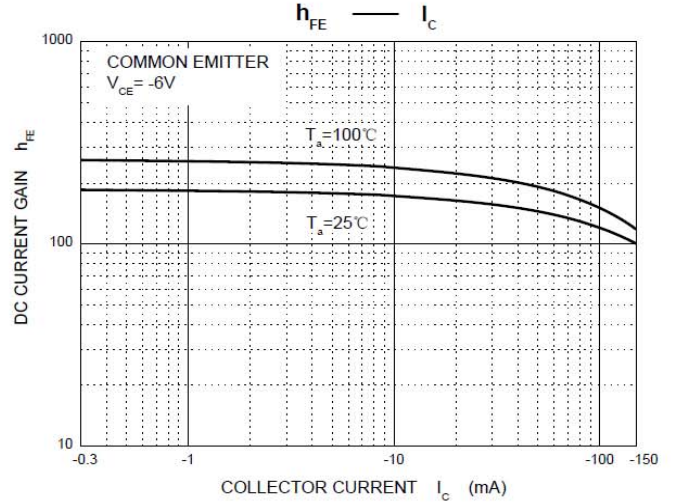

Parameter	Symbol	Rating	Unit
Collector to Base Voltage	V_{CBO}	-50	V
Collector to Emitter Voltage	V_{CEO}	-50	V
Emitter to Base Voltage	V_{EBO}	-5	V
Collector Current - Continuous	I_C	-0.15	A
Collector Power Dissipation	P_C	200	mW
Thermal Resistance From Junction to Ambient	$R_{\theta JA}$	625	$^\circ\text{C} / \text{W}$
Junction, Storage Temperature	T_J, T_{STG}	150, -55~150	$^\circ\text{C}$

ELECTRICAL CHARACTERISTICS ($T_A = 25^\circ\text{C}$ unless otherwise specified)

Parameter	Symbol	Min	Typ	Max	Unit	Test condition
Collector to Base Breakdown Voltage	$V_{(BR)CBO}$	-50	-	-	V	$I_C = -0.1\text{mA}, I_E = 0$
Collector to Emitter Breakdown Voltage	$V_{(BR)CEO}$	-50	-	-	V	$I_C = -1\text{mA}, I_B = 0$
Emitter to Base Breakdown Voltage	$V_{(BR)EBO}$	-5	-	-	V	$I_E = -0.1\text{mA}, I_C = 0$
Collector Cut-Off Current	I_{CBO}	-	-	-0.1	μA	$V_{CB} = -50\text{V}, I_E = 0$
Emitter Cut-Off Current	I_{EBO}	-	-	-0.1	μA	$V_{EB} = -5\text{V}, I_C = 0$
DC Current Gain	h_{FE}	70	-	400		$V_{CE} = -6\text{V}, I_C = -2\text{mA}$
Collector to Emitter Saturation Voltage	$V_{CE(sat)}$	-	-	-0.3	V	$I_C = -100\text{mA}, I_B = -10\text{mA}$
Transition Frequency	f_T	80	-	-	MHz	$V_{CE} = -10\text{V}, I_C = -1\text{mA}$
Collector Output Capacitance	C_{ob}	-	-	7	pF	$V_{CB} = -10\text{V}, I_E = 0, f = 1\text{MHz}$

CHARACTERISTIC CURVES

Static Characteristic



CHARACTERISTIC CURVES

