

描述 / Descriptions

TO-220 塑封封装 PNP 半导体三极管。Silicon PNP transistor in a TO-220 Plastic Package.

特征 / Features

大电流, 低饱和, 与 2SC2654 互补。

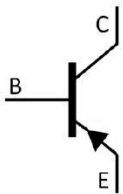
Large current capacity with small package, low collector saturation voltage, pair with 2SC2654.

用途 / Applications


用于低频功率放大和中速开关。

For low-frequency power amplifiers and mid-speed switching.

内部等效电路 / Equivalent Circuit



引脚排列 / Pinning



PIN1 : Base PIN 2 : Collector PIN 3 : Emitter

放大及印章代码 / h_{FE} Classifications & Marking

h_{FE} Classifications Symbol	M	L	K	J
h_{FE} Range	40~80	60~120	100~200	160~320

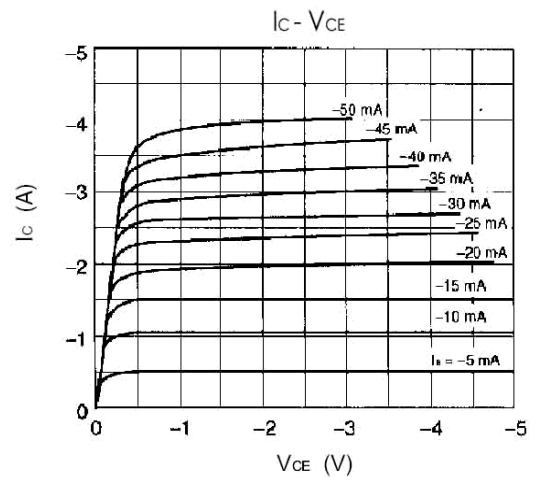
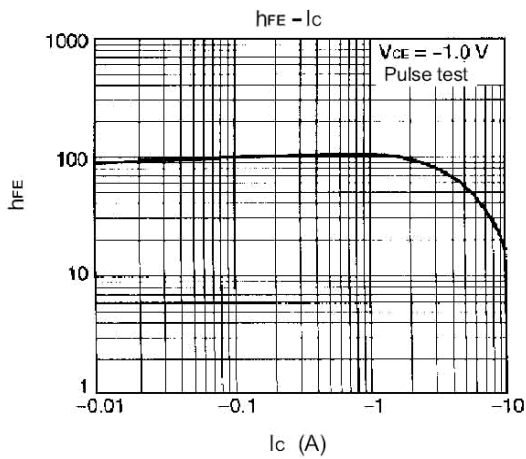
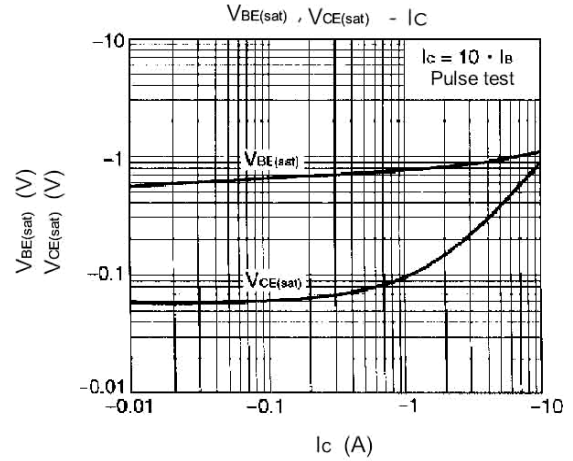
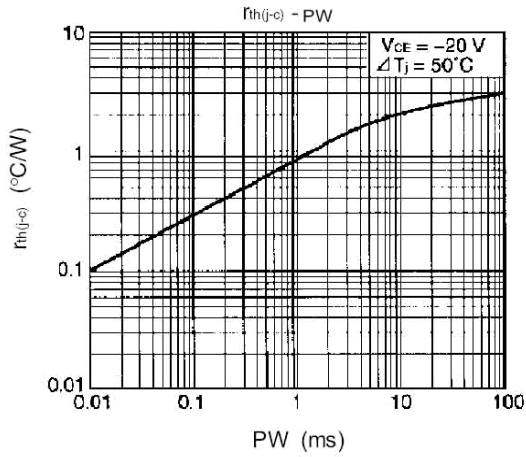
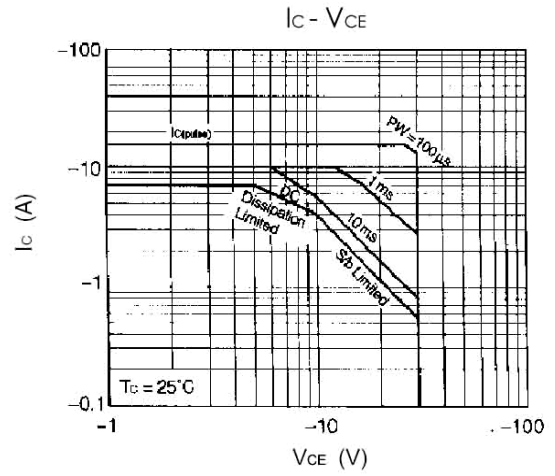
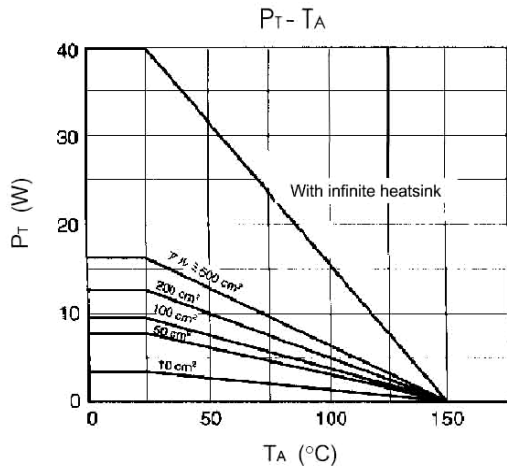
极限参数 / Absolute Maximum Ratings(Ta=25°C)

参数 Parameter	符号 Symbol	数值 Rating	单位 Unit
Collector to Base Voltage	V_{CBO}	-100	V
Collector to Emitter Voltage	V_{CEO}	-40	V
Emitter to Base Voltage	V_{EBO}	-7.0	V
Collector Current - Continuous	I_C	-7.0	A
Collector Current – Continuous(Pulse)	I_{CP}	-15	A
Base Current - Continuous	I_B	-3.5	A
Collector Power Dissipation	$P_C(T_C=25^\circ\text{C})$	40	W
	P_C	1.5	W
Junction Temperature	T_j	150	°C
Storage Temperature Range	T_{stg}	-55~150	°C

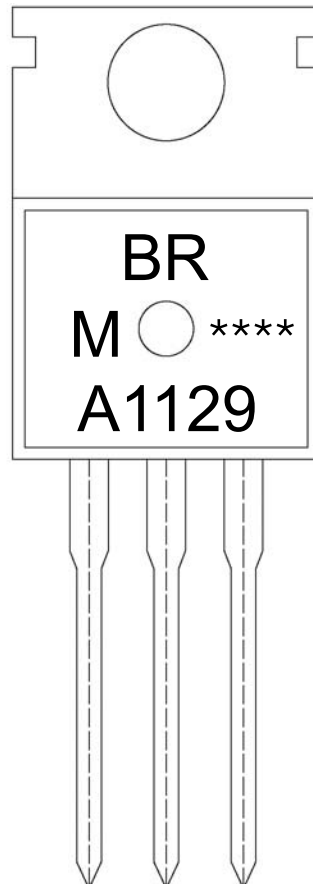
电性能参数 / Electrical Characteristics(Ta=25°C)

参数 Parameter	符号 Symbol	测试条件 Test Conditions	最小值 Min	典型值 Typ	最大值 Max	单位 Unit
Collector Cut-Off Current	I_{CBO}	$V_{CB}=-40V$ $I_E=0$			-10	μA
Emitter Cut-Off Current	I_{EBO}	$V_{EB}=-5.0V$ $I_C=0$			-10	μA
DC Current Gain	$h_{FE(1)}$	$V_{CE}=-1.0V$ $I_C=-3.0A$	40		320	
	$h_{FE(2)}$	$V_{CE}=-1.0V$ $I_C=-5.0A$	20			
Collector to Emitter Saturation Voltage	$V_{CE(sat)(1)}$	$I_C=-3.0A$ $I_B=-0.1A$			-0.3	V
	$V_{CE(sat)(2)}$	$I_C=-5.0A$ $I_B=-0.5A$			-0.6	V
Base to Emitter Saturation Voltage	$V_{BE(sat)(1)}$	$I_C=-3.0A$ $I_B=-0.1A$			-1.5	V
	$V_{BE(sat)(2)}$	$I_C=-5.0A$ $I_B=-0.5A$			-2.0	V
Turn-On Time	t_{on}	$I_C=-5.0A$ $R_L=4.0\Omega$			1.0	μs
Storage Time	t_{stg}	$I_{B1}=-I_{B2}=-0.5A$ $V_{CC}\cong -20V$ $PW\cong 50\mu\text{s}$ duty cycle $\leq 2\%$			2.5	μs
Fall Time	t_f				1.0	μs

电参数曲线图 / Electrical Characteristic Curve



印章说明 / Marking Instructions



说明：

BR： 为公司代码

A1129： 为型号代码

M： 为 h_{FE} 分档代码

****： 为生产批号代码，随生产批号变化。

Note:

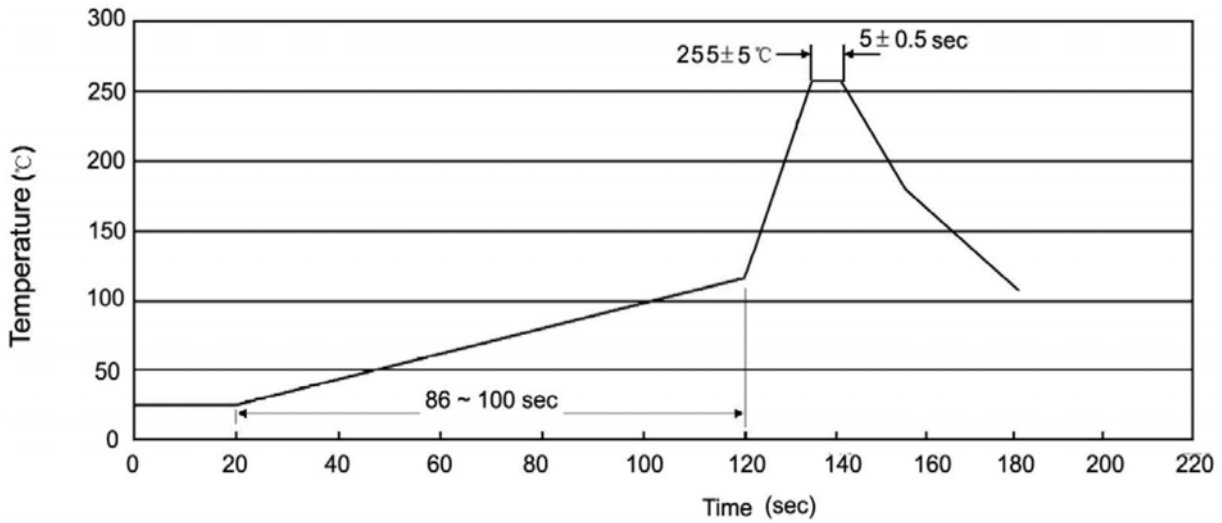
BR: Company Code

A1129: Product Type.

M: h_{FE} Classifications Symbol

****: Lot No. Code, code change with Lot No.

波峰焊温度曲线图(无铅) / Temperature Profile for Dip Soldering(Pb-Free)



说明：

- 1、预热温度 25 ~ 150°C，时间 60 ~ 90sec；
- 2、峰值温度 255±5°C，时间持续为 5±0.5sec；
- 3、焊接制程冷却速度为 2 ~ 10°C/sec.

Note:

- 1.Preheating:25~150°C, Time:60~90sec.
- 2.Peak Temp.:255±5°C, Duration:5±0.5sec.
3. Cooling Speed: 2~10°C/sec.

耐焊接热试验条件 / Resistance to Soldering Heat Test Conditions

温度：270±5°C

时间：10±1 sec.

Temp.:270±5°C

Time:10±1 sec

包装规格 / Packaging SPEC.

散件包装 / BULK

Package Type 封装形式	Units 包装数量					Dimension 包装尺寸 (unit: mm ³)		
	Units/Bag 只/袋	Bags/Inner Box 袋/盒	Units/Inner Box 只/盒	Inner Boxes/Outer Box 盒/箱	Units/Outer Box 只/箱	Bag 袋	Inner Box 盒	Outer Box 箱
TO-220/F	200	10	2,000	5	10,000	135×190	237×172×102	560×245×195

套管包装 / TUBE

Package Type 封装形式	Units 包装数量					Dimension 包装尺寸 (unit: mm ³)		
	Units/Tube 只/套管	Tubes/Inner Box 套管/盒	Units/Inner Box 只/盒	Inner Boxes/Outer Box 盒/箱	Units/Outer Box 只/箱	Tube 套管	Inner Box 盒	Outer Box 箱
TO-220/F	50	20	1,000	5	5,000	532×31.4×5.5	555×164×50	575×290×180

使用说明 / Notices