

2SA1144

SILICON PNP EPITAXIAL TYPE (PCT PROCESS)

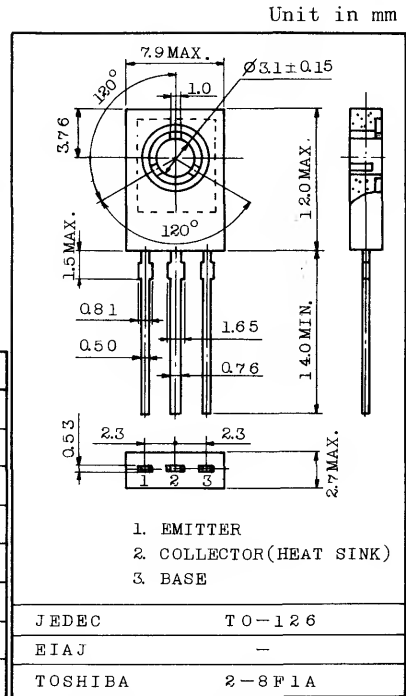
AUDIO FREQUENCY AMPLIFIER APPLICATIONS.

FEATURES:

- . Complementary to 2SC2704.
- . Small Collector Output Capacitance : $C_{ob}=2.5\text{pF(Typ.)}$
- . High Transition Frequency : $f_T=200\text{MHz(Typ.)}$

MAXIMUM RATINGS ($T_a=25^\circ\text{C}$)

CHARACTERISTIC	SYMBOL	RATING	UNIT
Collector-Base Voltage	V_{CB0}	-150	V
Collector-Emitter Voltage	V_{CE0}	-150	V
Emitter-Base Voltage	V_{EB0}	-5	V
Collector Current	I_C	-50	mA
Base Current	I_B	-5	mA
Collector Power Dissipation ($T_c=25^\circ\text{C}$)	P_C	10	W
Junction Temperature	T_j	150	$^\circ\text{C}$
Storage Temperature Range	T_{stg}	-55~150	$^\circ\text{C}$

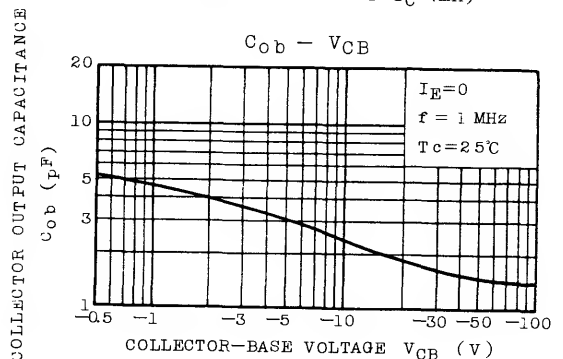
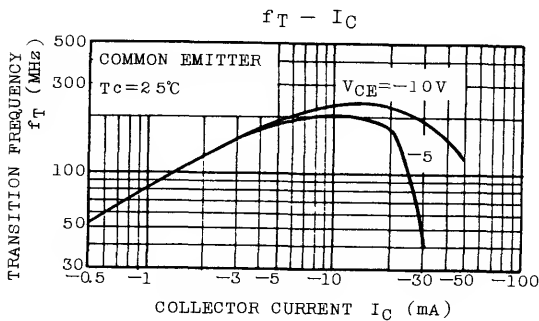
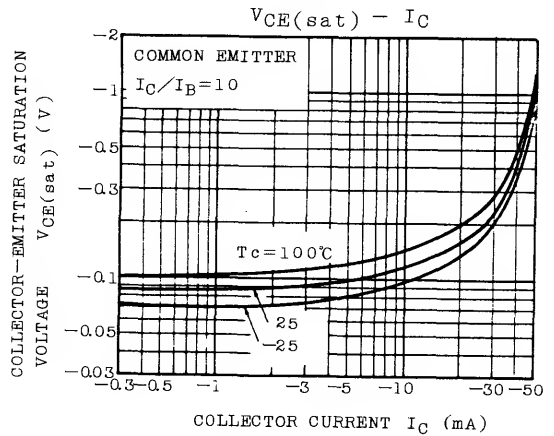
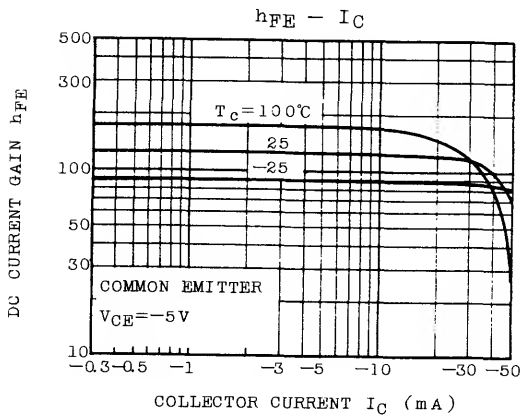
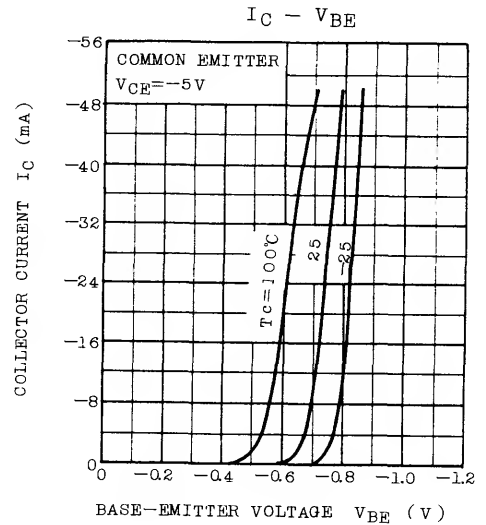
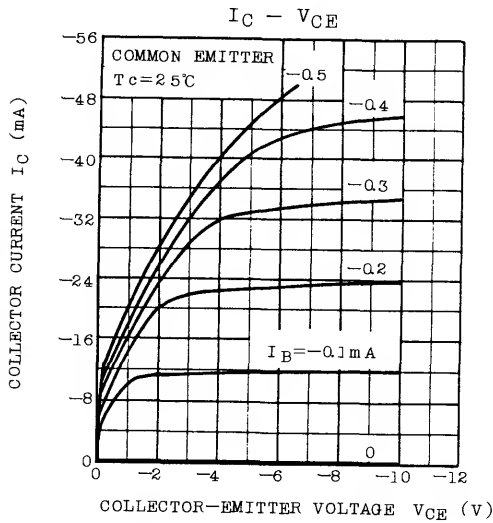


Mounting Kit No. AC46C
Weight : 0.72g

ELECTRICAL CHARACTERISTICS ($T_a=25^\circ\text{C}$)

CHARACTERISTIC	SYMBOL	TEST CONDITION	MIN.	TYP.	MAX.	UNIT
Collector Cut-off Current	I_{CBO}	$V_{CB}=-150\text{V}, I_E=0$	-	-	-0.1	μA
Emitter Cut-off Current	I_{EBO}	$V_{EB}=-5\text{V}, I_C=0$	-	-	-0.1	μA
Collector-Emitter Breakdown Voltage	$V_{(BR)CEO}$	$I_C=-1\text{mA}, I_B=0$	-150	-	-	V
DC Current Gain	h_{FE} (Note)	$V_{CE}=-5\text{V}, I_C=-10\text{mA}$	80	-	240	
Collector-Emitter Saturation Voltage	$V_{CE(sat)}$	$I_C=-10\text{mA}, I_B=-1\text{mA}$	-	-	-1.0	V
Base-Emitter Voltage	V_{BE}	$V_{CE}=-5\text{V}, I_C=-10\text{mA}$	-	-	-0.8	V
Transition Frequency	f_T	$V_{CE}=-10\text{V}, I_C=-10\text{mA}$	-	200	-	MHz
Collector Output Capacitance	C_{ob}	$V_{CB}=-10\text{V}, I_E=0, f=1\text{MHz}$	-	2.5	-	pF

Note: h_{FE} Classification 0:80~160, Y:120~240



2SA1144

