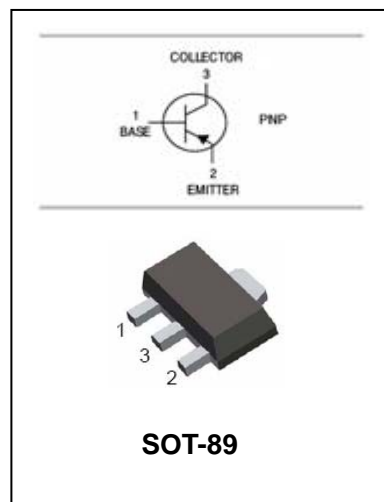


Plastic-Encapsulate Transistors

2SA1201

FEATURES

- High voltage
- High transition frequency
- Small flatpackage
- Complementary to 2SC2881



ORDERING INFORMATION

Type No.	Marking	Package Code
2SA1201	DO/DY	SOT-89

MAXIMUM RATING @ Ta=25°C unless otherwise specified

Symbol	Parameter	Value	Units
V _{CBO}	Collector-Base Voltage	-120	V
V _{CEO}	Collector-Emitter Voltage	-120	V
V _{EBO}	Emitter-Base Voltage	-5	V
I _C	Collector Current	-800	mA
I _B	Base Current	-160	mA
P _C	Collector Dissipation	500	mW
T _j , T _{stg}	Junction and Storage Temperature	-55 to +150	°C



Plastic-Encapsulate Transistors

2SA1201

ELECTRICAL CHARACTERISTICS @ Ta=25°C unless otherwise specified

Parameter	Symbol	Test conditions	MIN	TYP	MAX	UNIT
Collector-base breakdown voltage	$V_{(BR)CBO}$	$I_C=-1mA, I_E=0$	-120			V
Collector-emitter breakdown voltage	$V_{(BR)CEO}$	$I_C=-10mA, I_B=0$	-120			V
Emitter-base breakdown voltage	$V_{(BR)EBO}$	$I_E=-1mA, I_C=0$	-5			V
Collector cut-off current	I_{CBO}	$V_{CB}=-120V, I_E=0$			-0.1	μA
Emitter cut-off current	I_{EBO}	$V_{EB}=-5V, I_C=0$			-0.1	μA
DC current gain	h_{FE}	$V_{CE}=-5V, I_C=-100mA$	80		240	
Collector-emitter saturation voltage	$V_{CE(sat)}$	$I_C=-500mA, I_B=-50mA$			-1	V
Base-emitter	V_{BE}	$V_{CE}=-5V, I_C=-500mA$			-1	
Transition frequency	f_T	$V_{CE}=-5V, I_E=-100mA$		120		MHz
Collector output capacitance	C_{ob}	$V_{CB}=-10V, I_E=0, f=1MHz$		30		pF

CLASSIFICATION OF h_{FE}

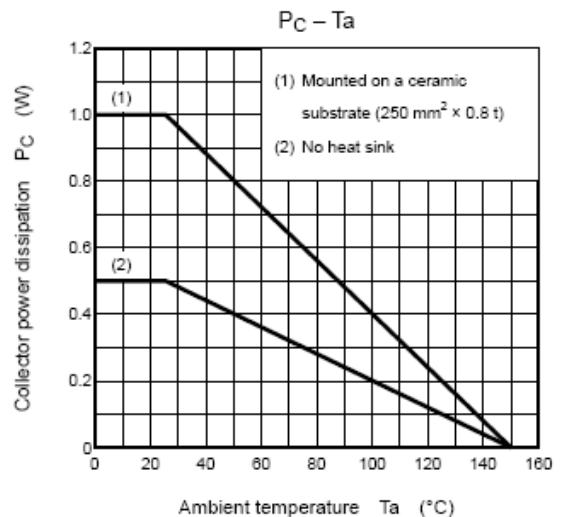
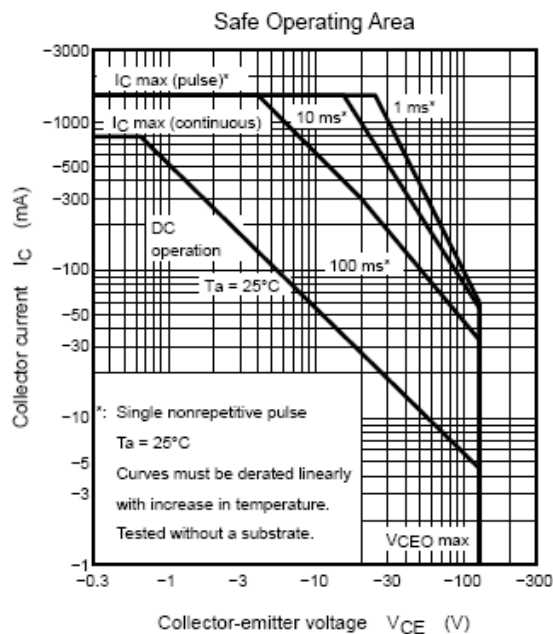
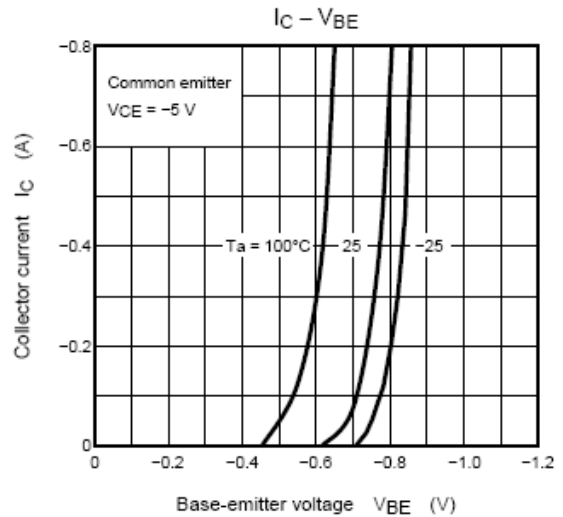
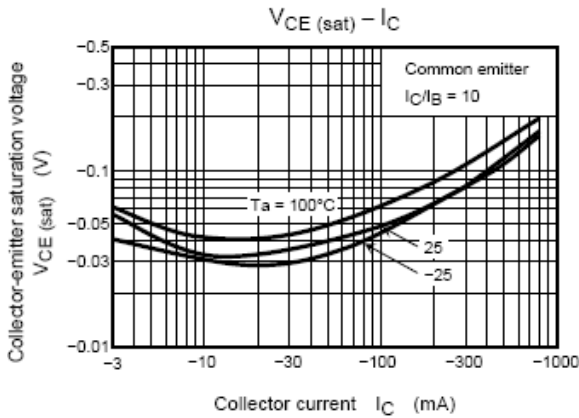
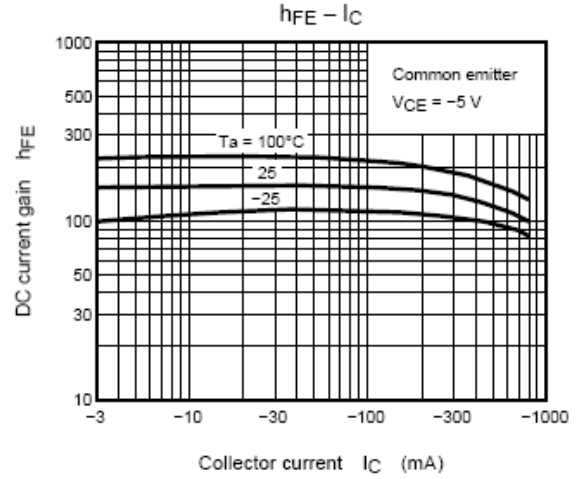
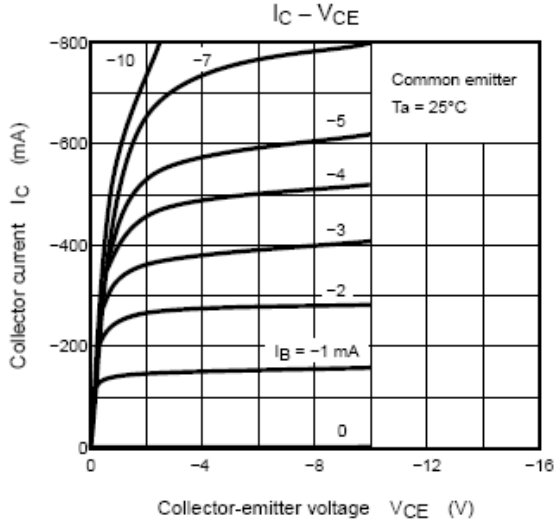
Rank	P	Q
Range	80-160	120-240
Marking	DO	DY



Plastic-Encapsulate Transistors

2SA1201

TYPICAL CHARACTERISTICS @ Ta=25°C unless otherwise specified



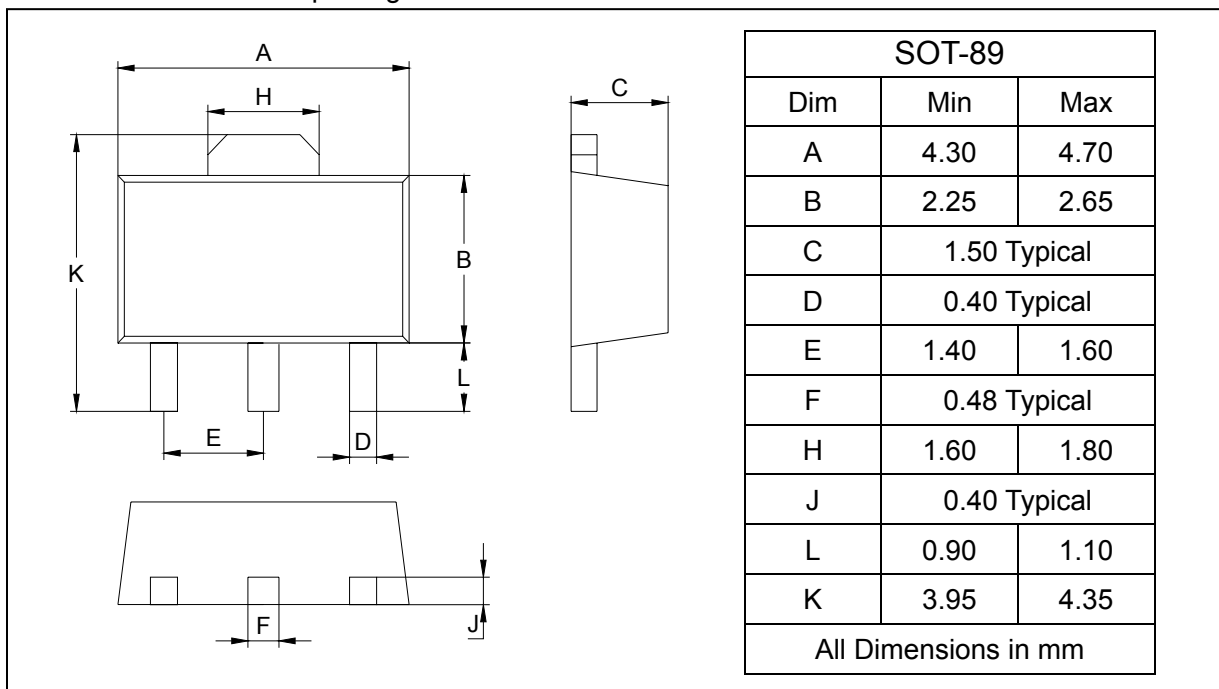
Plastic-Encapsulate Transistors

2SA1201

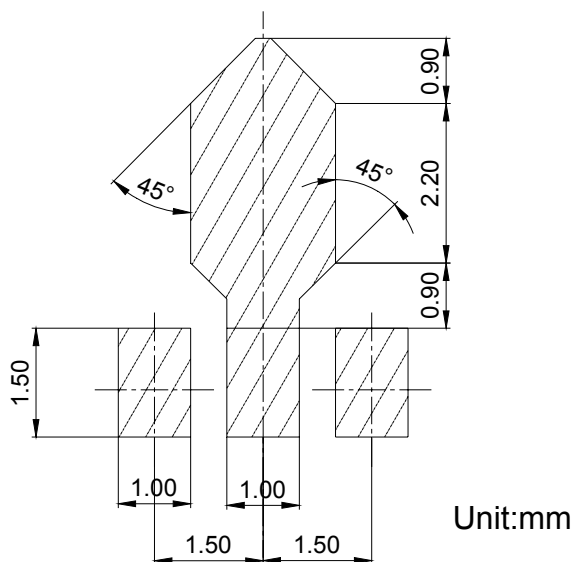
PACKAGE OUTLINE

Plastic surface mounted package

SOT-89



SOLDERING FOOTPRINT



PACKAGE INFORMATION

Device	Package	Shipping
2SA1201	SOT-89	1000/Tape&Reel