

Silicon PNP Power Transistors

2SA1293

DESCRIPTION

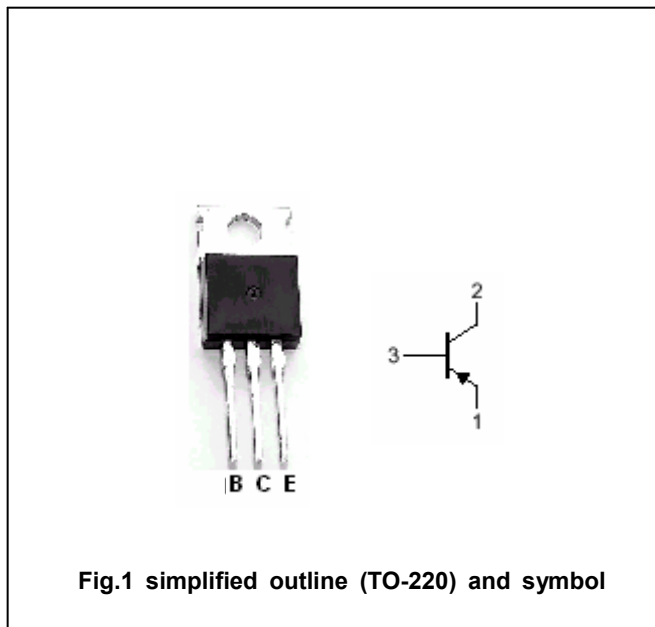
- With TO-220 package
- Complement to type 2SC3258
- Low collector saturation voltage
- High speed switching time

APPLICATIONS

- High current switching applications

PINNING

PIN	DESCRIPTION
1	Emitter
2	Collector;connected to mounting base
3	Base



Absolute maximum ratings(Ta=25°C)

SYMBOL	PARAMETER	CONDITIONS	VALUE	UNIT
V <sub>CBO</sub>	Collector-base voltage	Open emitter	-100	V
V <sub>CEO</sub>	Collector-emitter voltage	Open base	-80	V
V <sub>EBO</sub>	Emitter-base voltage	Open collector	-7	V
I <sub>C</sub>	Collector current		-5	A
I <sub>CM</sub>	Collector current-peak		-8	A
P <sub>C</sub>	Collector power dissipation	T <sub>C</sub> =25°C	30	W
T <sub>j</sub>	Junction temperature		150	°C
T <sub>stg</sub>	Storage temperature		-55~150	°C

## Silicon PNP Power Transistors

## 2SA1293

## CHARACTERISTICS

T<sub>j</sub>=25°C unless otherwise specified

SYMBOL	PARAMETER	CONDITIONS	MIN	TYP.	MAX	UNIT
V <sub>(BR)CEO</sub>	Collector-emitter breakdown voltage	I <sub>C</sub> =-10mA, I <sub>B</sub> =0	-80			V
V <sub>CEsat</sub>	Collector-emitter saturation voltage	I <sub>C</sub> =-3A; I <sub>B</sub> =-0.15A		-0.2	-0.4	V
V <sub>BEsat</sub>	Base-emitter saturation voltage	I <sub>C</sub> =-3A; I <sub>B</sub> =-0.15A		-0.9	-1.2	V
I <sub>CBO</sub>	Collector cut-off current	V <sub>CB</sub> =-100V; I <sub>E</sub> =0			-1	μA
I <sub>EBO</sub>	Emitter cut-off current	V <sub>EB</sub> =-7V; I <sub>C</sub> =0			-1	μA
h <sub>FE-1</sub>	DC current gain	I <sub>C</sub> =-1A; V <sub>CE</sub> =-1V	70		240	
h <sub>FE-2</sub>	DC current gain	I <sub>C</sub> =-3A; V <sub>CE</sub> =-1V	30			
C <sub>ob</sub>	Output capacitance	I <sub>E</sub> =0; V <sub>CB</sub> =-10V; f=1MHz		200		pF
f <sub>T</sub>	Transition frequency	I <sub>C</sub> =-1A; V <sub>CE</sub> =-4V		60		MHz

## Switching times

t <sub>on</sub>	Turn-on time	I <sub>B1</sub> =- I <sub>B2</sub> =-0.15A R <sub>L</sub> =10Ω; V <sub>CC</sub> ≈30V		0.2		μs
t <sub>s</sub>	Storage time			1.0		μs
t <sub>f</sub>	Fall time			0.1		μs

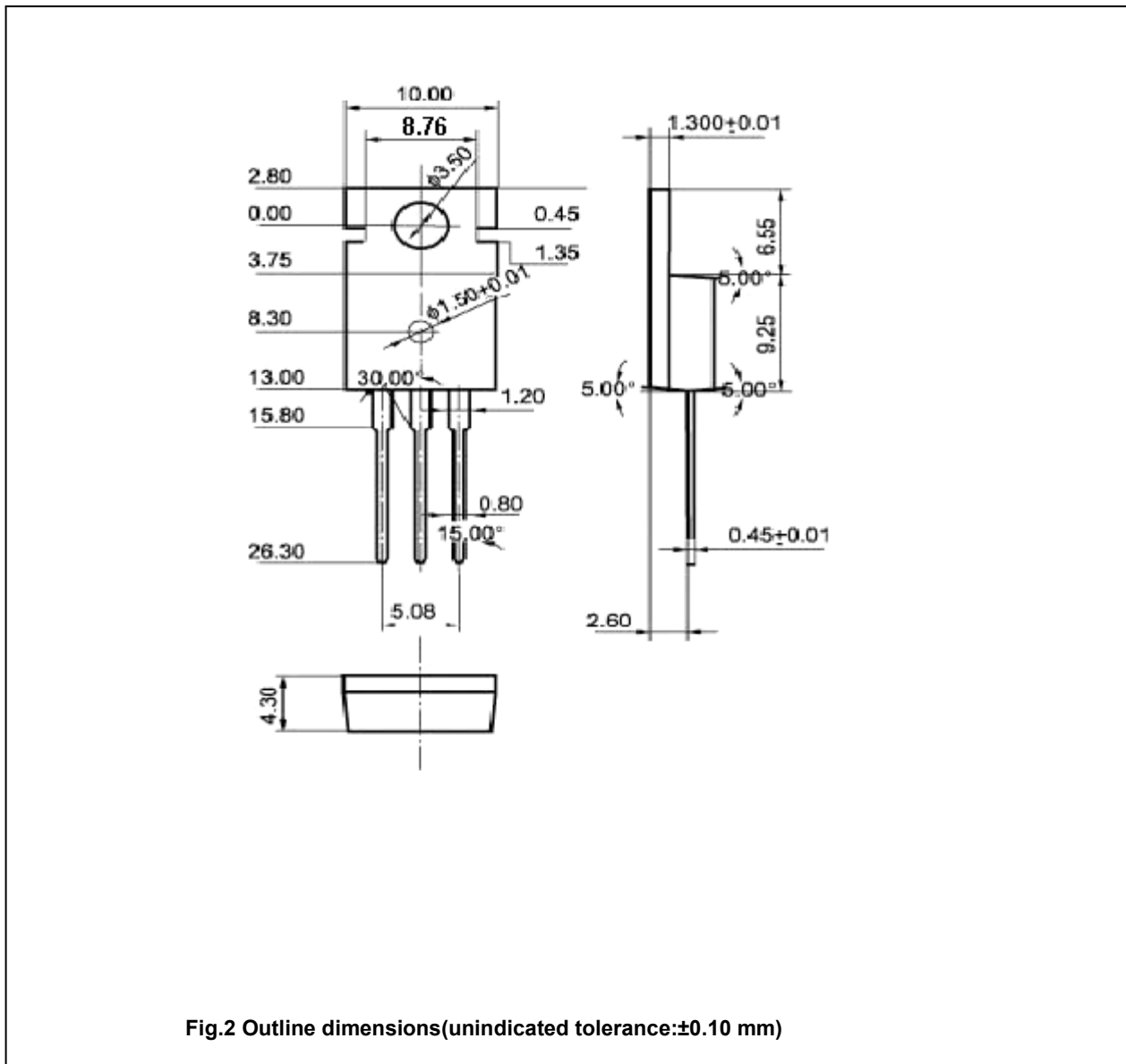
◆ h<sub>FE-1</sub> Classifications

O	Y
70-140	120-240

Silicon PNP Power Transistors

2SA1293

PACKAGE OUTLINE



Silicon PNP Power Transistors

2SA1293

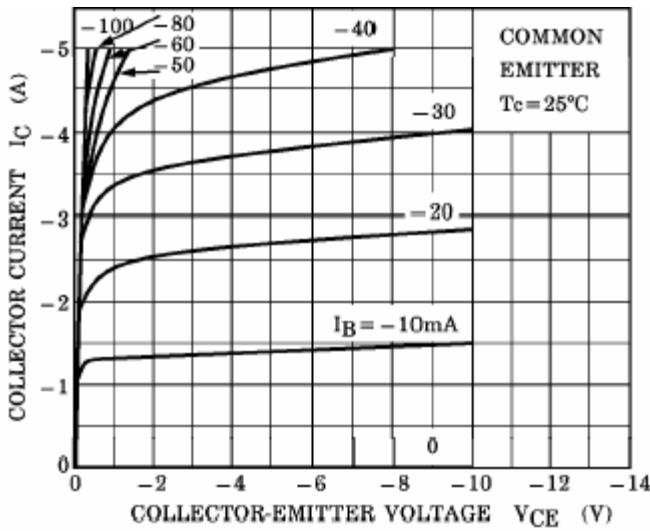


Fig.3 Static Characteristic

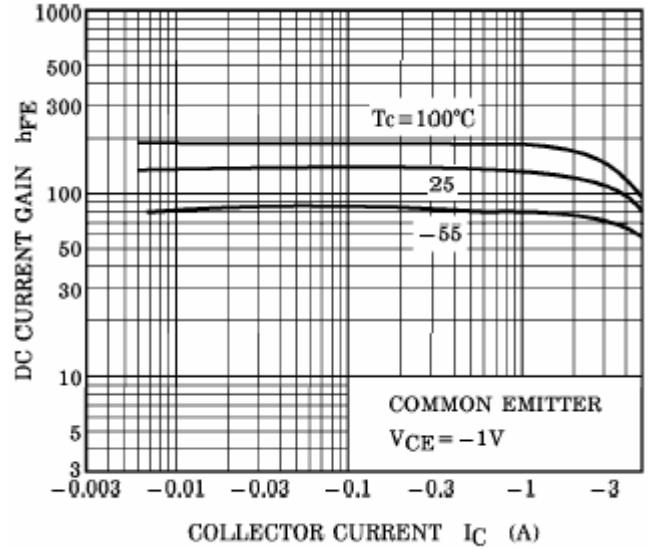


Fig.4 DC current Gain

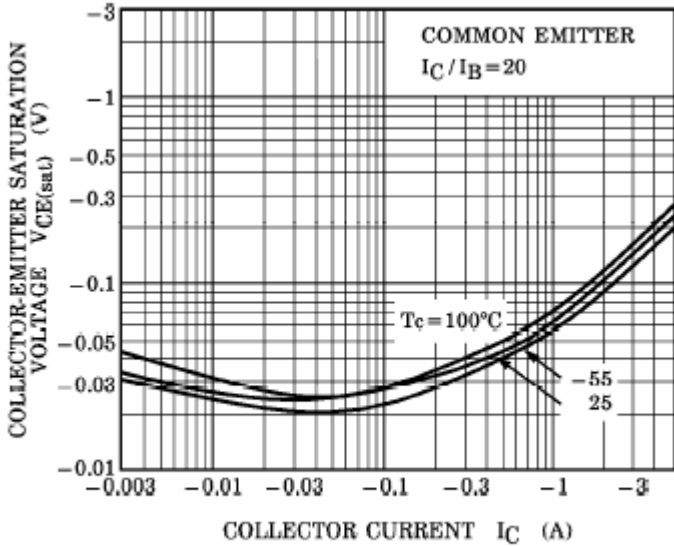


Fig.5 Collector-Emitter Saturation Voltage

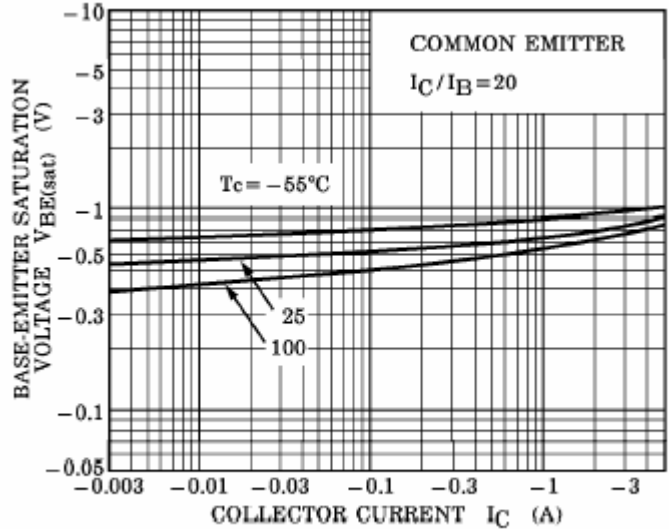


Fig.6 Base-Emitter Saturation Voltage

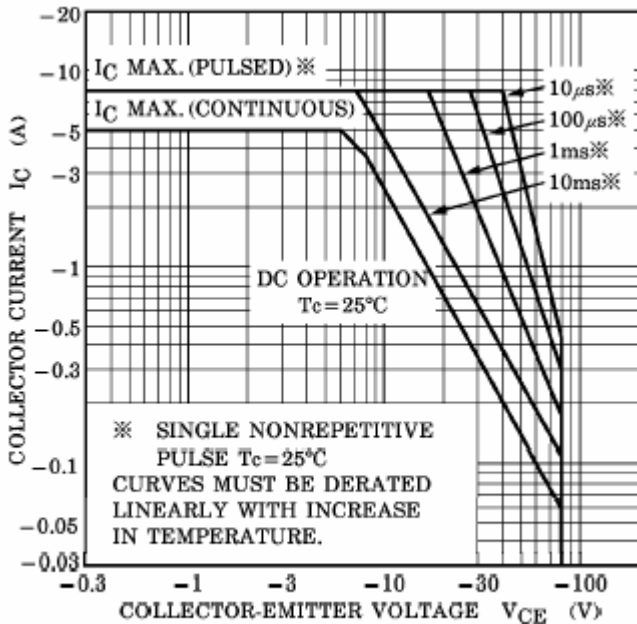


Fig.7 Safe Operating Area