

isc Silicon PNP Power Transistor
2SA1592
DESCRIPTION

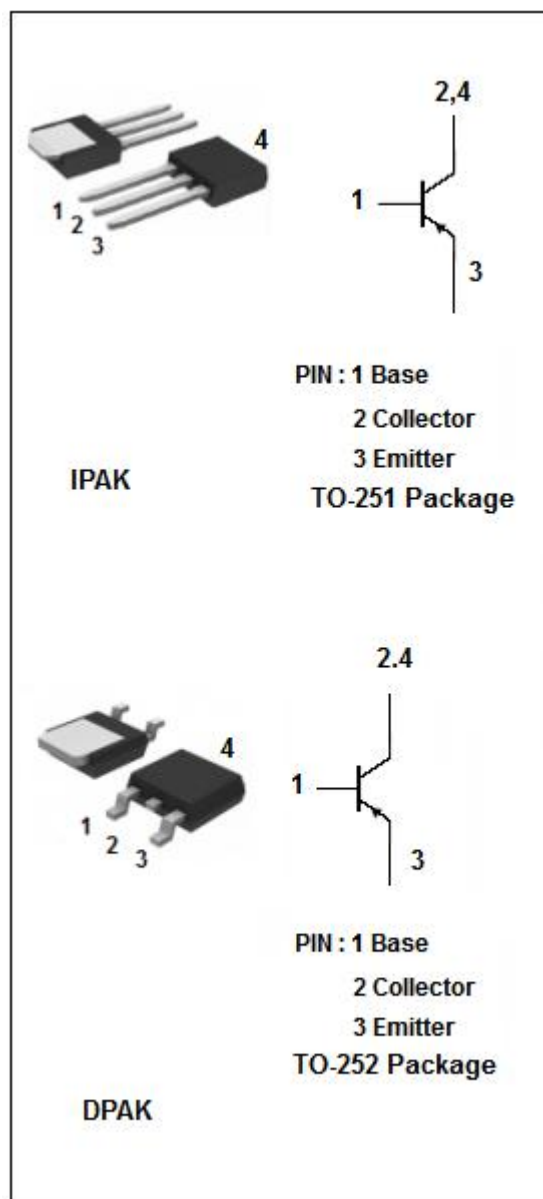
- High breakdown voltage and large current capacity
- Fast switching speed
- Small and slim package
- 100% avalanche tested
- Minimum Lot-to-Lot variations for robust device performance and reliable operation
- Complementary to 2SC4134

APPLICATIONS

- Power supplies, relay drivers, lamp drivers

ABSOLUTE MAXIMUM RATINGS($T_a=25^{\circ}\text{C}$)

SYMBOL	PARAMETER	VALUE	UNIT
V_{CBO}	Collector-Base Voltage	-120	V
V_{CEO}	Collector-Emitter Voltage	-100	V
V_{EBO}	Emitter-Base Voltage	-6	V
I_C	Collector Current-Continuous	-1.0	A
I_{CM}	Collector Current-Peak	-2.0	A
P_C	Collector Power Dissipation @ $T_C=25^{\circ}\text{C}$	10	W
	Collector Power Dissipation @ $T_a=25^{\circ}\text{C}$	0.8	
T_J	Junction Temperature	150	$^{\circ}\text{C}$
T_{stg}	Storage Temperature Range	-55~150	$^{\circ}\text{C}$



isc Silicon PNP Power Transistor
2SA1592
ELECTRICAL CHARACTERISTICS

 T_c=25°C unless otherwise specified

SYMBOL	PARAMETER	CONDITIONS	MIN	TYP.	MAX	UNIT
V _{CE(sat)}	Collector-Emitter Saturation Voltage	I _c = -0.4A; I _B = -40mA			-0.6	V
V _{BE(sat)}	Base-Emitter Saturation Voltage	I _c = -0.4A; I _B = -40mA			-1.2	V
V _{(BR)CEO}	Collector-Emitter Breakdown Voltage	I _c = -1mA; I _B = 0	-100			V
V _{(BR)EBO}	Emitter-Base Breakdown Voltage	I _E = -10uA; I _c = 0	-6			V
I _{CBO}	Collector Cutoff Current	V _{CB} = -100V; I _E = 0			-100	nA
I _{EBO}	Emitter Cutoff Current	V _{EB} = -4V; I _c = 0			-100	nA
h _{FE}	DC Current Gain	I _c = -0.1A; V _{CE} = -5V	100		400	
C _{OB}	Output Capacitance	I _E = 0; V _{CB} = -10V; f= 1.0MHz		13		pF
f _T	Current-Gain—Bandwidth Product	I _c = -100mA; V _{CE} = -5V		120		MHz

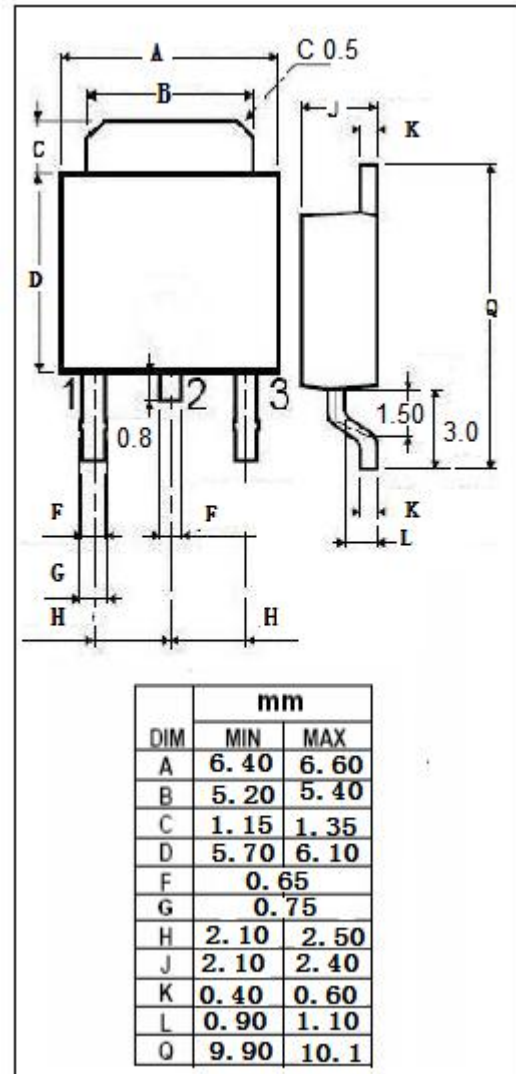
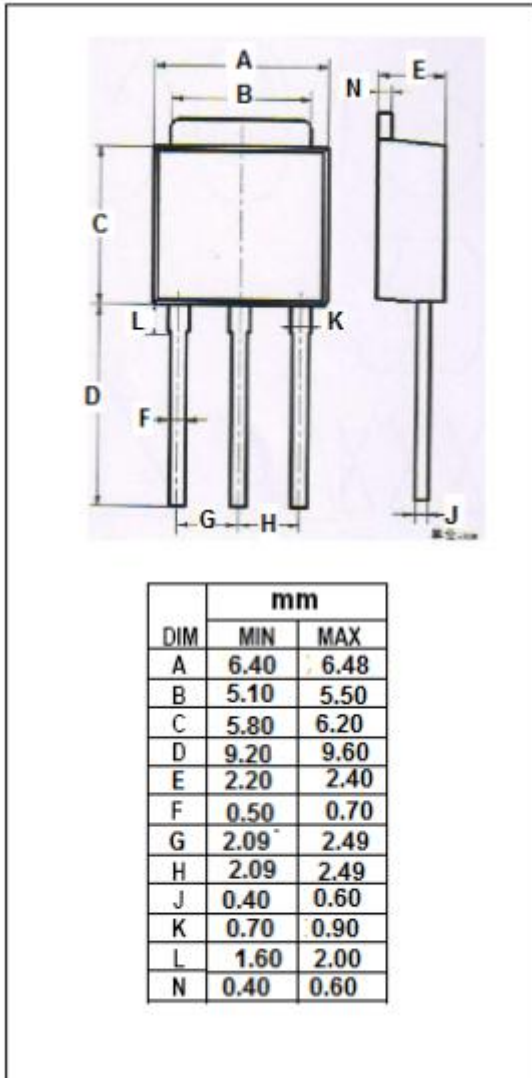
◆ h_{FE-1} Classifications

R	S	T
100-200	140-280	200-400

isc Silicon PNP Power Transistor

2SA1592

Outline Drawing



NOTICE:

ISC reserves the rights to make changes of the content herein the datasheet at any time without notification. The information contained herein is presented only as a guide for the applications of our products.

ISC products are intended for usage in general electronic equipment. The products are not designed for use in equipment which require specialized quality and/or reliability, or in equipment which could have applications in hazardous environments, aerospace industry, or medical field. Please contact us if you intend our products to be used in these special applications.

ISC makes no warranty or guarantee regarding the suitability of its products for any particular purpose, nor does ISC assume any liability arising from the application or use of any products, and specifically disclaims any and all liability, including without limitation special, consequential or incidental damages.