

Pb Free Plating Product

2SA1694



Silicon PNP Epitaxial Planar Transistor

Silicon PNP Power Transistors

2SA1694

DESCRIPTION

- With TO-3PI package
- Complement to type 2SC4467

APPLICATIONS

- Audio and general purpose

PINNING

PIN	DESCRIPTION
1	Base
2	Collector;connected to mounting base
3	Emitter

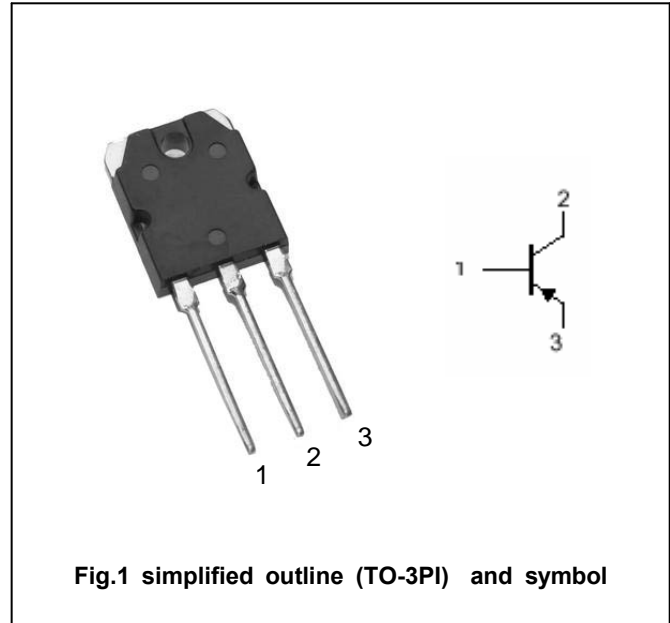


Fig.1 simplified outline (TO-3PI) and symbol

ABSOLUTE MAXIMUM RATINGS($T_a=25^{\circ}\text{C}$)

SYMBOL	PARAMETER	CONDITIONS	VALUE	UNIT
V_{CBO}	Collector-base voltage	Open emitter	-120	V
V_{CEO}	Collector-emitter voltage	Open base	-120	V
V_{EBO}	Emitter-base voltage	Open collector	-6	V
I_C	Collector current		-8	A
I_B	Base current		-3	A
P_C	Collector power dissipation	$T_c=25^{\circ}\text{C}$	80	W
T_j	Junction temperature		150	
T_{stg}	Storage temperature		-55~150	

Silicon PNP Power Transistors

2SA1694

CHARACTERISTICS

T_j=25 unless otherwise specified

SYMBOL	PARAMETER	CONDITIONS	MIN	TYP.	MAX	UNIT
V _{(BR)CEO}	Collector-emitter breakdown voltage	I _C =-50mA ; I _B =0	-120			V
V _{CEsat}	Collector-emitter saturation voltage	I _C =-3A ; I _B =-0.3A			-1.5	V
I _{CBO}	Collector cut-off current	V _{CB} =-120V; I _E =0			-10	μA
I _{EBO}	Emitter cut-off current	V _{EB} =-6V; I _C =0			-10	μA
h _{FE}	DC current gain	I _C =-3A ; V _{CE} =-4V	50		180	
C _{OB}	Output capacitance	I _E =0 ; V _{CB} =-10V, f=1MHz		300		pF
f _T	Transition frequency	I _C =-0.5A ; V _{CE} =-12V		20		MHz

Switching times

t _{on}	Turn-on time	I _C =-4A; R _L =10Ω I _{B1} =- I _{B2} =-0.4A V _{CC} =-40V		0.14		μs
t _s	Storage time			1.40		μs
t _f	Fall time			0.21		μs

◆ h_{FE} Classifications

O	P	Y
50-100	70-140	90-180

Silicon PNP Power Transistors

2SA1694

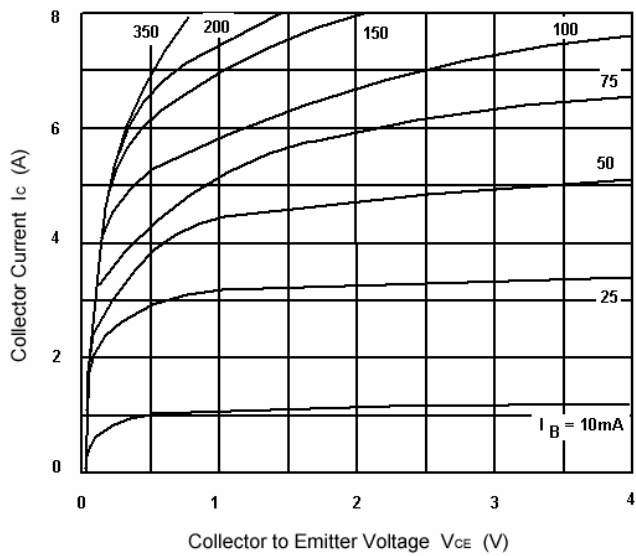


Fig.3 Static Characteristic

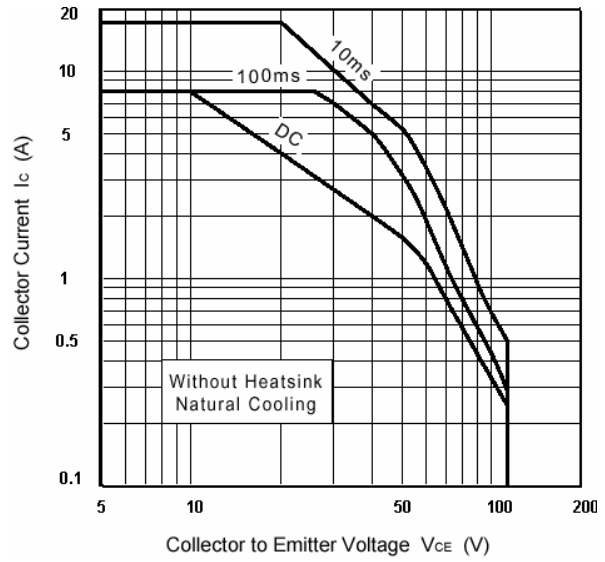


Fig.4 Safe Operating Area

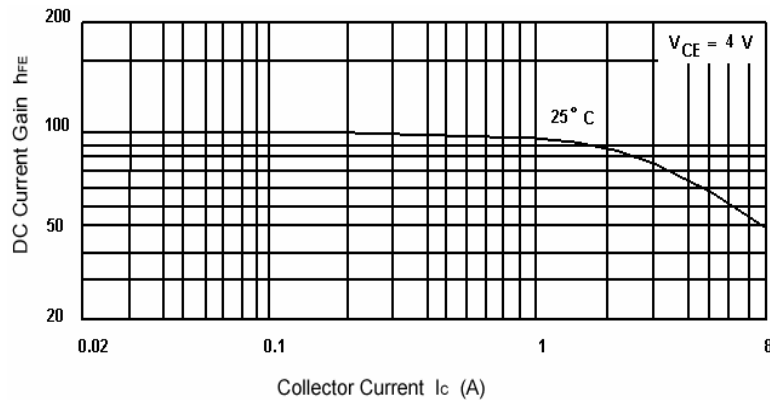


Fig.5 DC current Gain

Silicon PNP Power Transistors

2SA1694

TO-3PI PACKAGE OUTLINE UNIT:mm

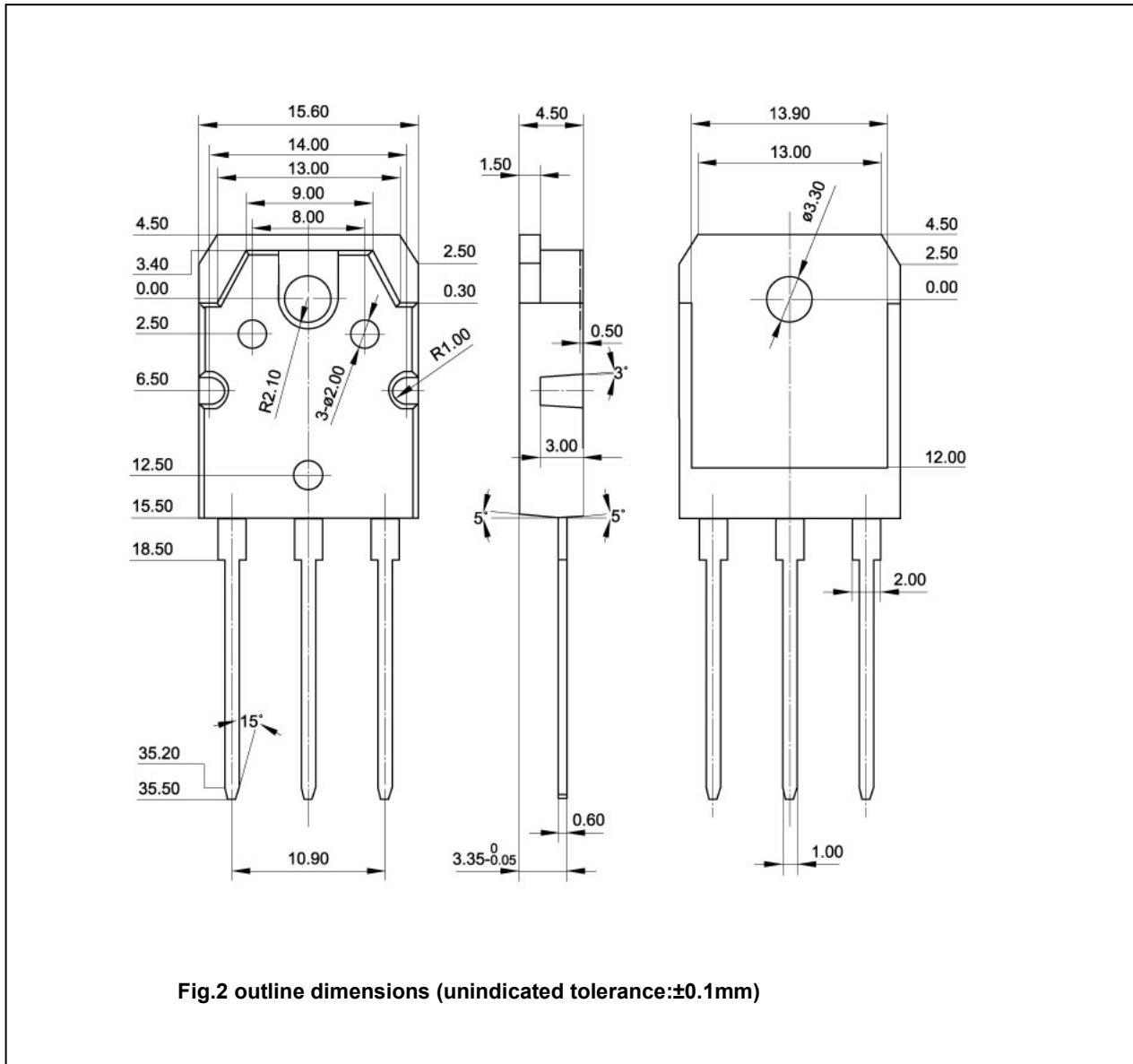


Fig.2 outline dimensions (unindicated tolerance:±0.1mm)