

Silicon PNP Power Transistors

2SA1941

DESCRIPTION

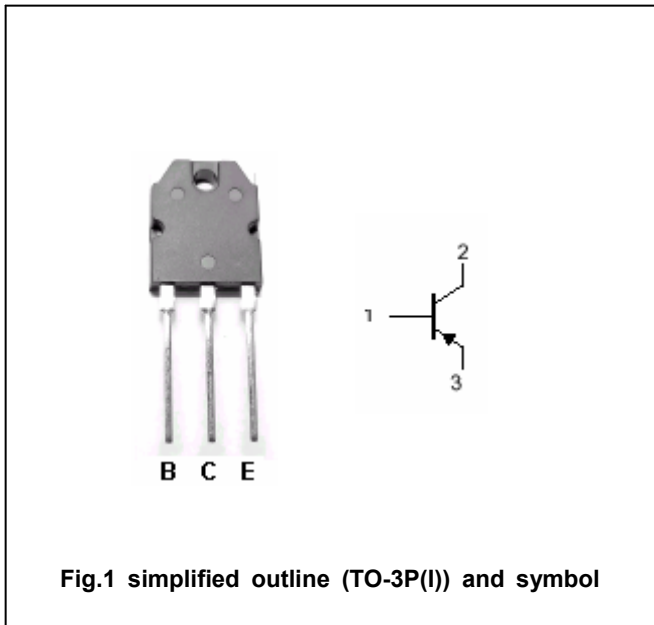
- With TO-3P(I) package
- Complement to type 2SC5198

APPLICATIONS

- Power amplifier applications
- Recommend for 70W high fidelity audio frequency amplifier output stage

PINNING

PIN	DESCRIPTION
1	Base
2	Collector;connected to mounting base
3	Emitter



Absolute maximum ratings(Tc=25°C)

SYMBOL	PARAMETER	CONDITIONS	VALUE	UNIT
V_{CBO}	Collector-base voltage	Open emitter	-140	V
V_{CEO}	Collector-emitter voltage	Open base	-140	V
V_{EBO}	Emitter-base voltage	Open collector	-5	V
I_C	Collector current		-10	A
I_B	Base current		-1	A
P_C	Collector power dissipation	$T_C=25^\circ C$	100	W
T_j	Junction temperature		150	°C
T_{stg}	Storage temperature		-55~150	°C

Silicon PNP Power Transistors

2SA1941

CHARACTERISTICS

Tj=25°C unless otherwise specified

SYMBOL	PARAMETER	CONDITIONS	MIN	TYP.	MAX	UNIT
$V_{(BR)CEO}$	Collector-emitter breakdown voltage	$I_C=-50mA; I_B=0$	-140			V
V_{CEsat}	Collector-emitter saturation voltage	$I_C=-7A; I_B=-0.7A$			-2.0	V
V_{BE}	Base-emitter voltage	$I_C=-5A; V_{CE}=-5V$			-1.5	V
I_{CBO}	Collector cut-off current	$V_{CB}=-140V; I_E=0$			-5	μA
I_{EBO}	Emitter cut-off current	$V_{EB}=-5V; I_C=0$			-5	μA
h_{FE-1}	DC current gain	$I_C=-1A; V_{CE}=-5V$	55		160	
h_{FE-2}	DC current gain	$I_C=-5A; V_{CE}=-5V$	35			
f_T	Transition frequency	$I_C=-1A; V_{CE}=-5V$		30		MHz
C_{OB}	Output capacitance	$I_E=0; V_{CB}=10V; f=1MHz$		320		pF

◆ h_{FE-1} classifications

R	O
55-110	80-160

Silicon PNP Power Transistors

2SA1941

PACKAGE OUTLINE

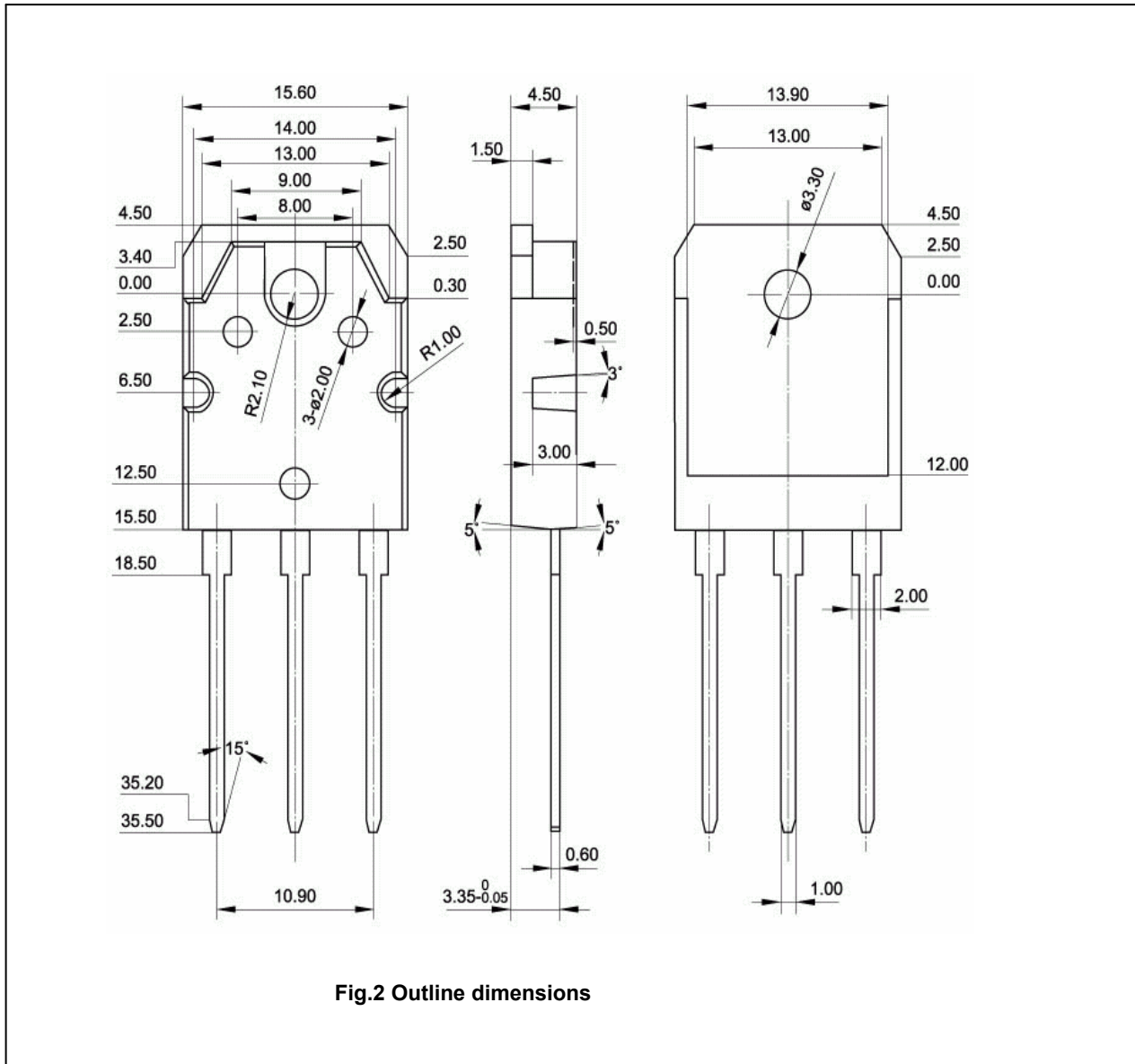


Fig.2 Outline dimensions

Silicon PNP Power Transistors

2SA1941

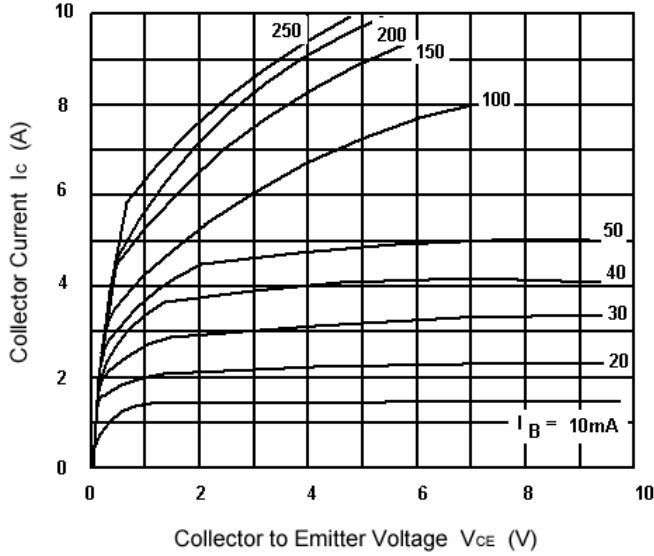


Fig.3 Static Characteristic

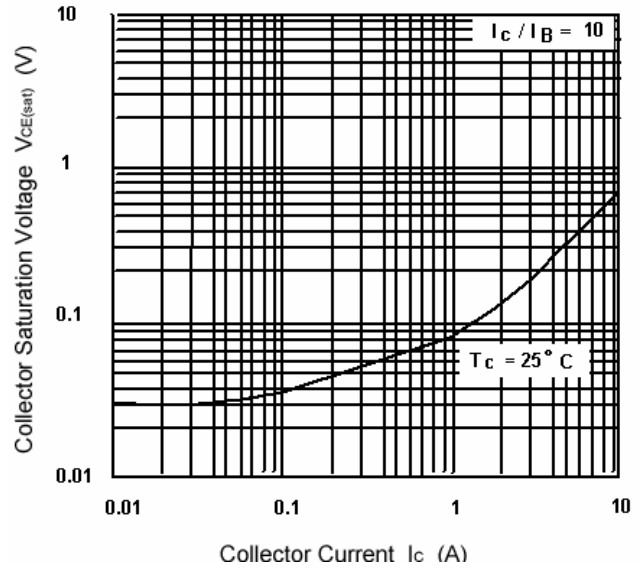


Fig.4 DC current Gain

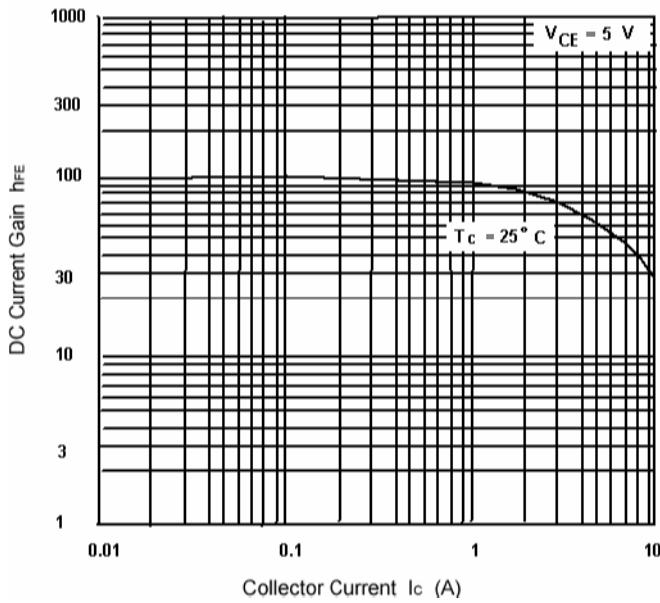


Fig.5 Collector-Emitter Saturation Voltage

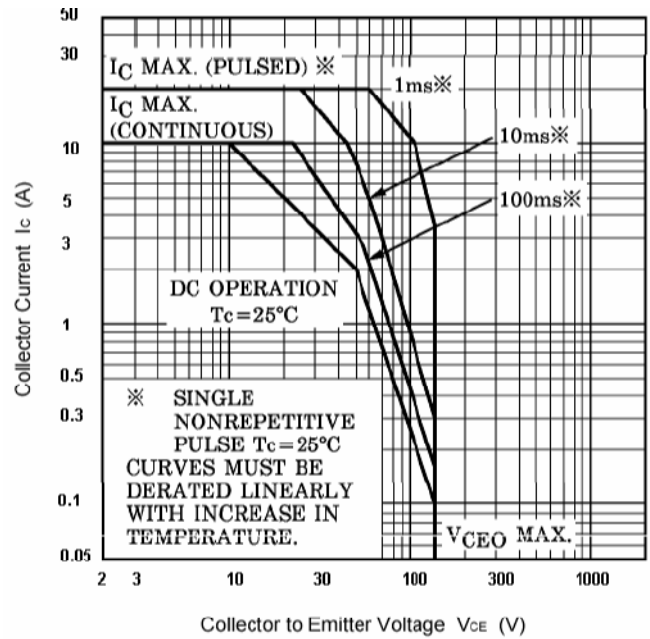


Fig.6 Safe Operating Area