

isc Silicon PNP Power Transistor
2SB1201
DESCRIPTION

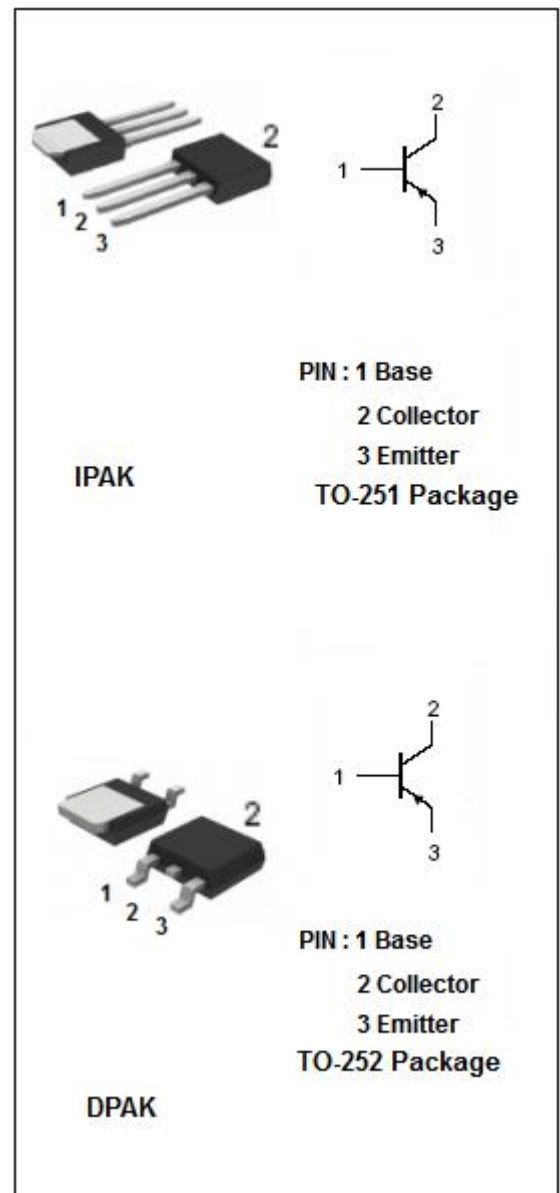
- Large current capacitance and wide ASO
- Low collector-to-emitter saturation voltage
- Fast switching speed
- 100% avalanche tested
- Minimum Lot-to-Lot variations for robust device performance and reliable operation

APPLICATIONS

- Voltage regulators, relay drivers, lamp drivers, electrical equipment

ABSOLUTE MAXIMUM RATINGS (T_a=25°C)

SYMBOL	PARAMETER	VALUE	UNIT
V _{CBO}	Collector-Base Voltage	-60	V
V _{CEO}	Collector-Emitter Voltage	-50	V
V _{EBO}	Emitter-Base Voltage	-6	V
I _C	Collector Current-Continuous	-2	A
I _{CP}	Collector Current-Pulse	-4	A
P _C	Collector Power Dissipation @ T _C =25°C	15	W
	Collector Power Dissipation @ T _a =25°C	0.8	W
T _J	Junction Temperature	150	°C
T _{stg}	Storage Temperature Range	-55~150	°C



isc Silicon PNP Power Transistor

2SB1201

ELECTRICAL CHARACTERISTICS

 $T_c=25^\circ\text{C}$ unless otherwise specified

SYMBOL	PARAMETER	CONDITIONS	MIN	TYP.	MAX	UNIT
$V_{CE(sat)}$	Collector-Emitter Saturation Voltage	$I_C = -1\text{A}; I_B = -50\text{mA}$			-0.7	V
$V_{BE(sat)}$	Base-Emitter Saturation Voltage	$I_C = -1\text{A}; I_B = -50\text{mA}$			-1.2	V
$V_{(BR)CBO}$	Collector-Base Breakdown Voltage	$I_C = -10\mu\text{A}; I_B = 0$	-60			V
$V_{(BR)CEO}$	Collector-Emitter Breakdown Voltage	$I_C = -1\text{mA}; I_B = 0$	-50			V
$V_{(BR)EBO}$	Emitter-Base Breakdown Voltage	$I_E = -10\mu\text{A}; I_C = 0$	-6			V
I_{CBO}	Collector Cutoff Current	$V_{CB} = -50\text{V}; I_E = 0$			-100	nA
I_{EBO}	Emitter Cutoff Current	$V_{EB} = -4\text{V}; I_C = 0$			-100	nA
h_{FE1}	DC Current Gain	$I_C = -0.1\text{A}; V_{CE} = -2\text{V}$	100		560	
h_{FE2}	DC Current Gain	$I_C = -1.5\text{A}; V_{CE} = -2\text{V}$	40			
C_{OB}	Output Capacitance	$I_E = 0; V_{CB} = -10\text{V}; f = 1.0\text{MHz}$		22		pF
f_T	Current-Gain—Bandwidth Product	$I_C = -50\text{mA}; V_{CE} = -10\text{V}$		150		MHz

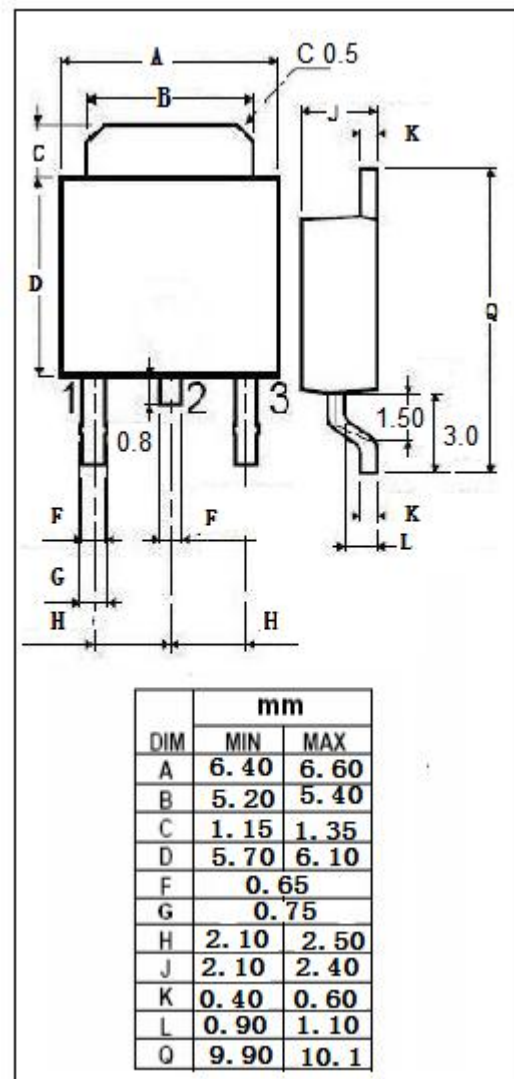
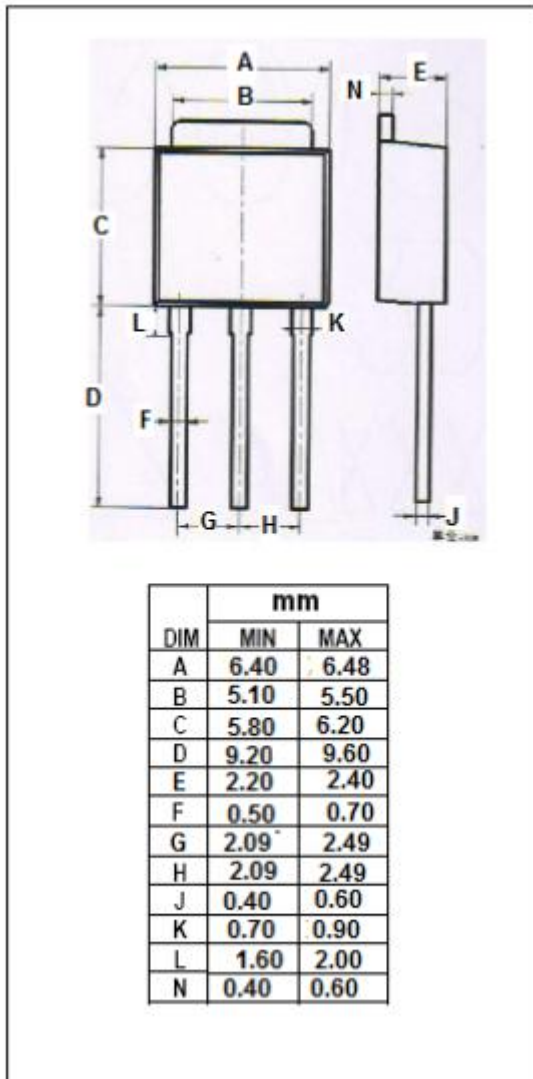
◆ h_{FE1} Classifications

R	S	T	U
100-200	140-280	200-400	280-560

isc Silicon PNP Power Transistor

2SB1201

Outline Drawing



NOTICE:

ISC reserves the rights to make changes of the content herein the datasheet at any time without notification. The information contained herein is presented only as a guide for the applications of our products.

ISC products are intended for usage in general electronic equipment. The products are not designed for use in equipment which require specialized quality and/or reliability, or in equipment which could have applications in hazardous environments, aerospace industry, or medical field. Please contact us if you intend our products to be used in these special applications.

ISC makes no warranty or guarantee regarding the suitability of its products for any particular purpose, nor does ISC assume any liability arising from the application or use of any products, and specifically disclaims any and all liability, including without limitation special, consequential or incidental damages.