

isc Silicon PNP Power Transistor
2SB1216
DESCRIPTION

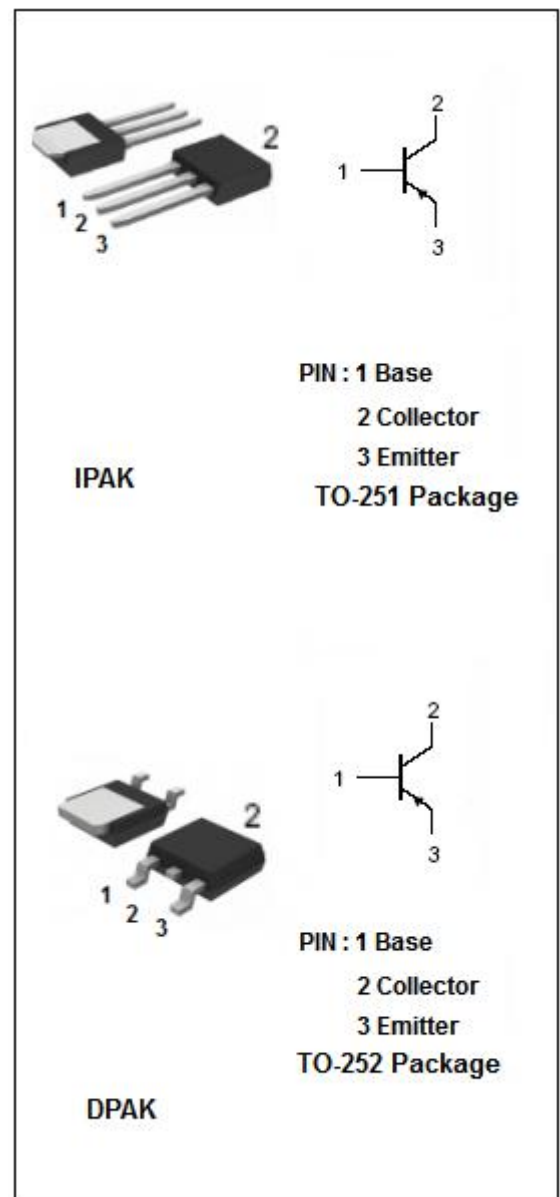
- Excellent linearity of h_{FE}
- Small and slim package facilitating compactness of sets
- Low collector-to-emitter saturation voltage
- Fast switching speed
- 100% avalanche tested
- Minimum Lot-to-Lot variations for robust device performance and reliable operation

APPLICATIONS

- Relay drivers, High speed inverters, converters and other general high-current switching applications

ABSOLUTE MAXIMUM RATINGS ($T_a=25^\circ\text{C}$)

SYMBOL	PARAMETER	VALUE	UNIT
V_{CBO}	Collector-Base Voltage	-120	V
V_{CEO}	Collector-Emitter Voltage	-100	V
V_{EBO}	Emitter-Base Voltage	-6	V
I_C	Collector Current-Continuous	-4	A
I_{CP}	Collector Current-Pulse	-8	A
P_C	Collector Power Dissipation @ $T_C=25^\circ\text{C}$	20	W
	Collector Power Dissipation @ $T_a=25^\circ\text{C}$	1.0	W
T_J	Junction Temperature	150	$^\circ\text{C}$
T_{stg}	Storage Temperature Range	-55~150	$^\circ\text{C}$



isc Silicon PNP Power Transistor

2SB1216

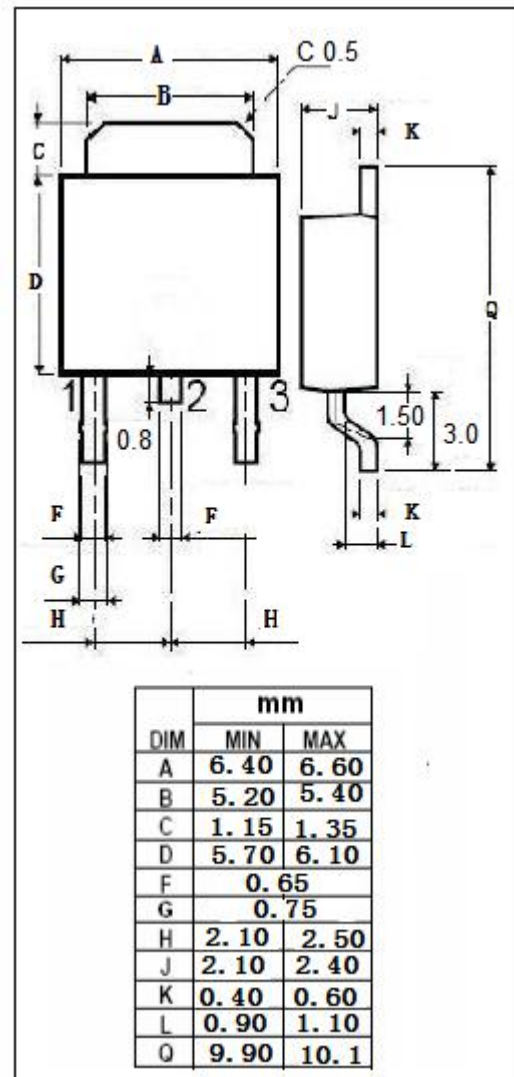
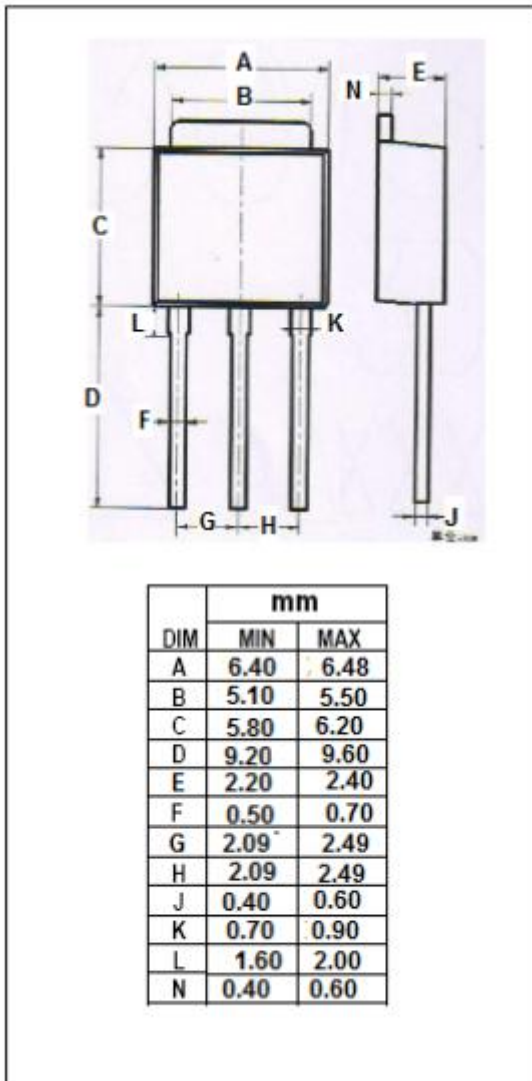
ELECTRICAL CHARACTERISTICS

T_c=25°C unless otherwise specified

SYMBOL	PARAMETER	CONDITIONS	MIN	TYP.	MAX	UNIT
V _{CE(sat)}	Collector-Emitter Saturation Voltage	I _C = -2A; I _B = -0.2A			-0.5	V
V _{BE(sat)}	Base-Emitter Saturation Voltage	I _C = -2A; I _B = -0.2A			-1.2	V
V _{(BR)CBO}	Collector-Base Breakdown Voltage	I _C = -10μA; I _B = 0	-120			V
V _{(BR)CEO}	Collector-Emitter Breakdown Voltage	I _C = -1mA; I _B = 0	-100			V
V _{(BR)EBO}	Emitter-Base Breakdown Voltage	I _E = -10μA; I _C = 0	-6			V
I _{CBO}	Collector Cutoff Current	V _{CB} = -100V; I _E = 0			-1	μA
I _{EBO}	Emitter Cutoff Current	V _{EB} = -4V; I _C = 0			-1	μA
h _{FE1}	DC Current Gain	I _C = -0.5A; V _{CE} = -5V	70		400	
h _{FE2}	DC Current Gain	I _C = -3A; V _{CE} = -5V	40			
C _{OB}	Output Capacitance	I _E = 0; V _{CB} = -10V; f= 1.0MHz		65		pF
f _T	Current-Gain—Bandwidth Product	I _C = -0.5A; V _{CE} = -10V		130		MHz

◆ h_{FE1} Classifications

Q	R	S	T
70-140	100-200	140-280	200-400

isc Silicon PNP Power Transistor
2SB1216
Outline Drawing

NOTICE:

ISC reserves the rights to make changes of the content herein the datasheet at any time without notification. The information contained herein is presented only as a guide for the applications of our products.

ISC products are intended for usage in general electronic equipment. The products are not designed for use in equipment which require specialized quality and/or reliability, or in equipment which could have applications in hazardous environments, aerospace industry, or medical field. Please contact us if you intend our products to be used in these special applications.

ISC makes no warranty or guarantee regarding the suitability of its products for any particular purpose, nor does ISC assume any liability arising from the application or use of any products, and specifically disclaims any and all liability, including without limitation special, consequential or incidental damages.