

**Silicon PNP Power Transistors**

**2SB1366**

**DESCRIPTION**


- With TO-220F package
- Complement to type 2SD2058
- Low collector saturation voltage:  
 $V_{CE(SAT)} = -1.0V(\text{Max})$  at  $I_C = -2A, I_B = -0.2A$
- Collector power dissipation:  
 $P_C = 25W(T_C = 25^\circ\text{C})$

**APPLICATIONS**

- With general purpose applications

**PINNING**

PIN	DESCRIPTION
1	Emitter
2	Collector
3	Base



**Absolute maximum ratings (Ta=25°C)**

SYMBOL	PARAMETER	CONDITIONS	VALUE	UNIT
$V_{CBO}$	Collector-base voltage	Open emitter	-60	V
$V_{CEO}$	Collector-emitter voltage	Open base	-60	V
$V_{EBO}$	Emitter-base voltage	Open collector	-7	V
$I_C$	Collector current		-3	A
$I_B$	Base current		-0.5	A
$P_C$	Collector dissipation	$T_a = 25^\circ\text{C}$	2.0	W
		$T_C = 25^\circ\text{C}$	25	
$T_j$	Junction temperature		150	°C
$T_{stg}$	Storage temperature		-55~150	°C

## Silicon PNP Power Transistors

## 2SB1366

## CHARACTERISTICS

T<sub>j</sub>=25°C unless otherwise specified

SYMBOL	PARAMETER	CONDITIONS	MIN	TYP.	MAX	UNIT
V <sub>(BR)CEO</sub>	Collector-emitter breakdown voltage	I <sub>C</sub> =-50mA ; I <sub>B</sub> =0	-60			V
V <sub>CEsat</sub>	Collector-emitter saturation voltage	I <sub>C</sub> =-2A ; I <sub>B</sub> =-0.2A			-1.0	V
V <sub>BE</sub>	Base-emitter on voltage	I <sub>C</sub> =-0.5A ; V <sub>CE</sub> =-5V			-1.0	V
I <sub>CBO</sub>	Collector cut-off current	V <sub>CB</sub> =-60V ; I <sub>E</sub> =0			-0.1	mA
I <sub>EBO</sub>	Emitter cut-off current	V <sub>EB</sub> =-7V ; I <sub>C</sub> =0			-0.1	mA
h <sub>FE-1</sub>	DC current gain	I <sub>C</sub> =-0.5A ; V <sub>CE</sub> =-5V	60		200	
h <sub>FE-2</sub>	DC current gain	I <sub>C</sub> =-3A ; V <sub>CE</sub> =-5V	20			
f <sub>T</sub>	Transition frequency	I <sub>C</sub> =-0.5A ; V <sub>CE</sub> =-5V		9.0		MHz
C <sub>OB</sub>	Collector output capacitance	f=1MHz ; V <sub>CB</sub> =-10V		150		pF

## Switching times

t <sub>on</sub>	Turn-on time	I <sub>C</sub> =-2.0A I <sub>B1</sub> =-I <sub>B2</sub> =-0.2A V <sub>CC</sub> =-30V , R <sub>L</sub> =15Ω		0.4		μs
t <sub>s</sub>	Storage time			1.7		μs
t <sub>f</sub>	Fall time			0.5		μs

◆ h<sub>FE-1</sub> Classifications

O	Y
60-120	100-200

Silicon PNP Power Transistors

2SB1366

PACKAGE OUTLINE

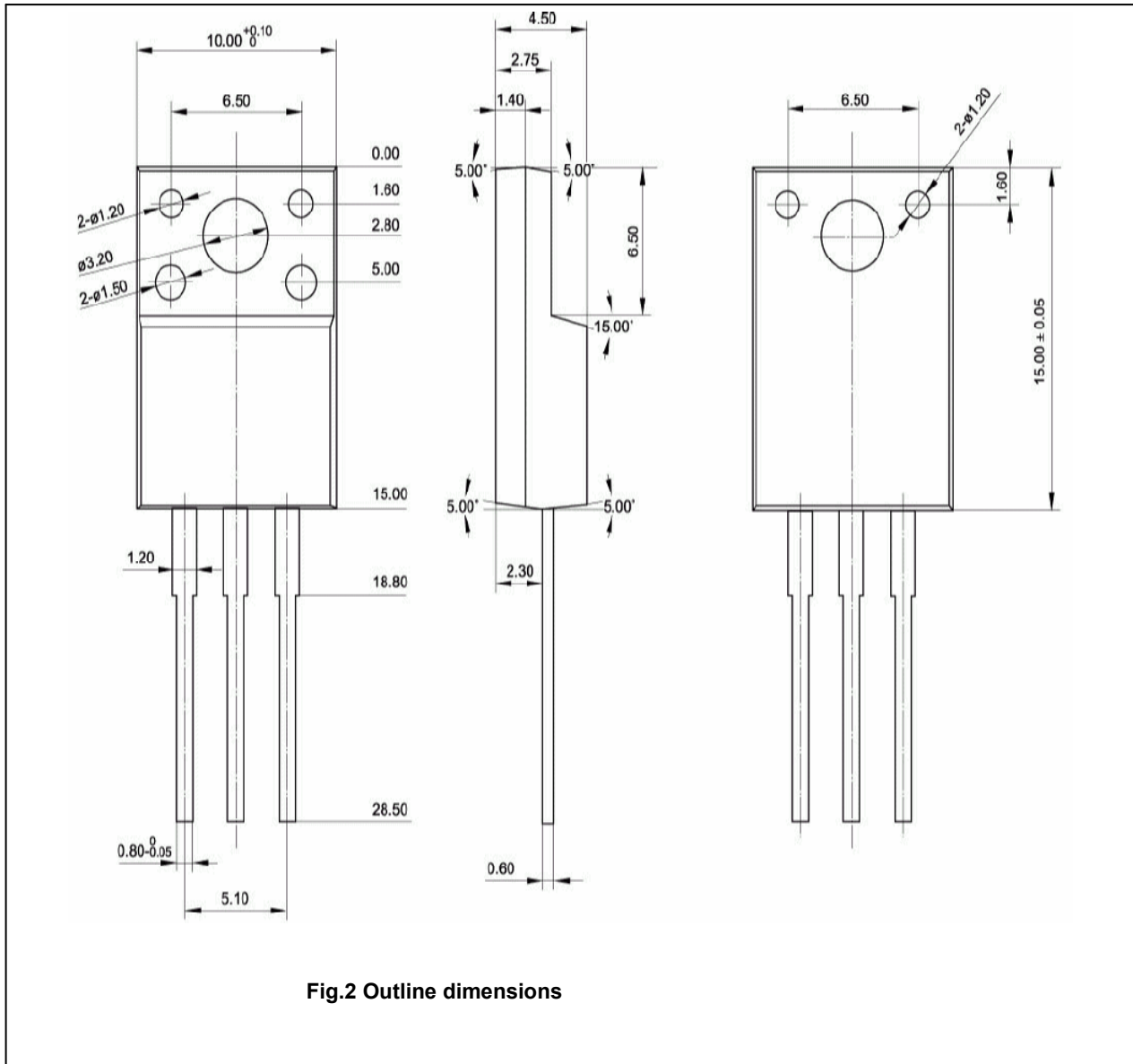


Fig.2 Outline dimensions

Silicon PNP Power Transistors

2SB1366

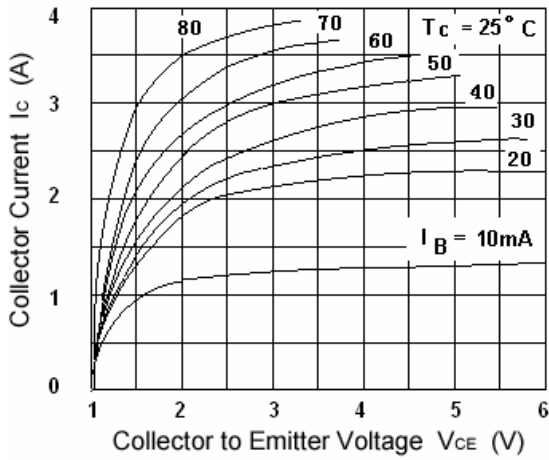


Fig.3 Static Characteristic

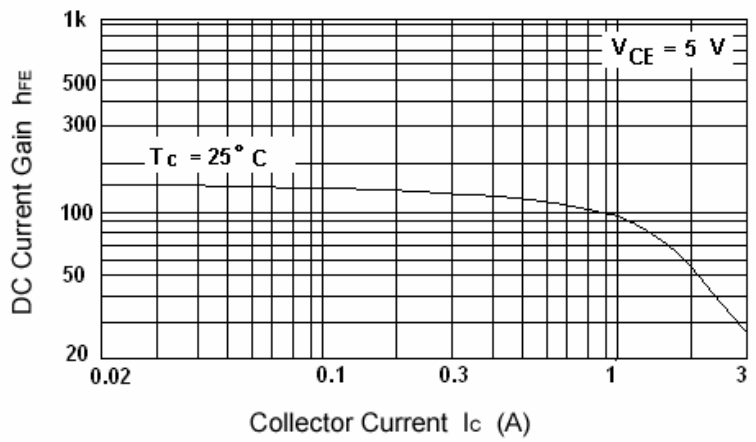


Fig.4 DC current Gain

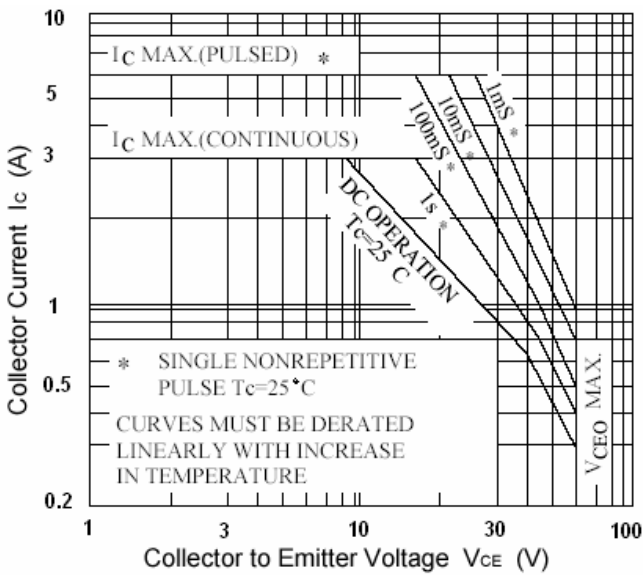


Fig.5 Safe Operating Area

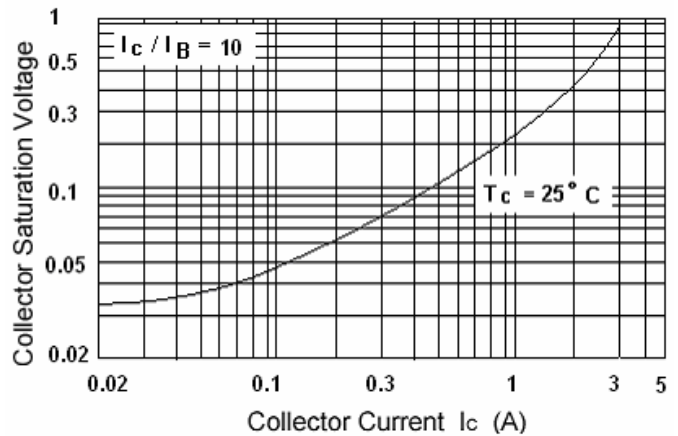


Fig.6 Collector-Emitter Saturation Voltage