

2SB1590K

Rev.E Mar.-2016

描述 / Descriptions

SOT-23 塑封封装 PNP 半导体三极管。Silicon PNP transistor in a SOT-23 Plastic Package.

特征 / Features

低饱和压降,大电流,可与 2SD2444K 互补。

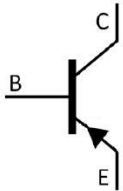
Low $V_{CE(sat)}$, large current, complementary to 2SD2444K.

用途 / Applications


用于一般功率放大。

General power amplifier applications.

内部等效电路 / Equivalent Circuit



引脚排列 / Pinning



PIN 1 : Emitter

PIN 2 : Base

PIN 3 : Collector

放大及印章代码 / h_{FE} Classifications & Marking

h_{FE} Classifications Symbol	Q
h_{FE} Range	120~270
Marking	HBKQ

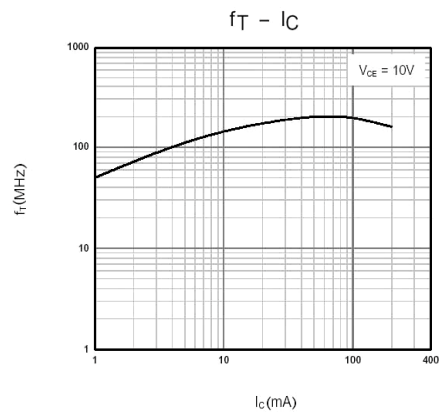
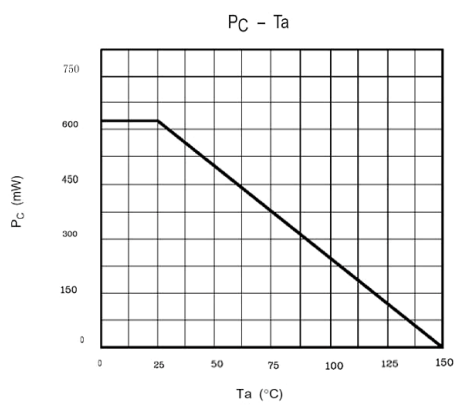
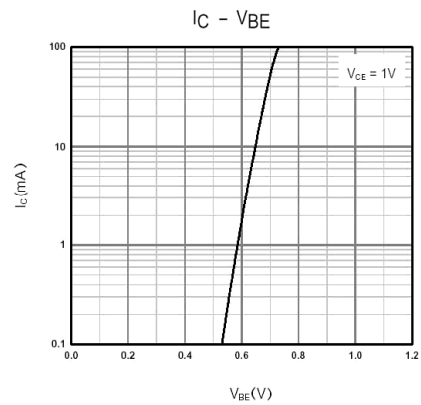
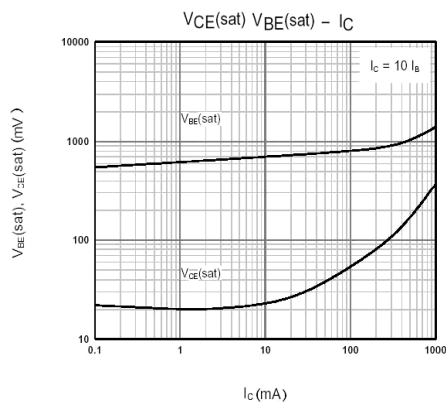
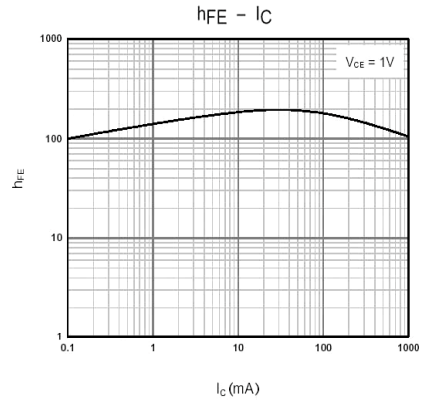
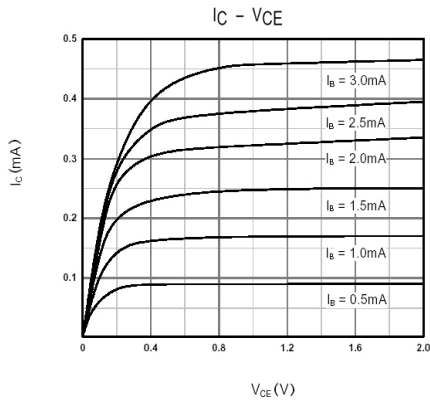
极限参数 / Absolute Maximum Ratings(Ta=25°C)

参数 Parameter	符号 Symbol	数值 Rating	单位 Unit
Collector to Base Voltage	V_{CBO}	-15	V
Collector to Emitter Voltage	V_{CEO}	-15	V
Emitter to Base Voltage	V_{EBO}	-6.0	V
Collector Current	I_C	-1.0	A
Collector Current	I_{CM}	-3.0	A
Collector Power Dissipation	P_C	200	mW
Junction Temperature	T_j	150	°C
Storage Temperature Range	T_{stg}	-55~150	°C

电性能参数 / Electrical Characteristics(Ta=25°C)

参数 Parameter	符号 Symbol	测试条件 Test Conditions	最小值 Min	典型值 Typ	最大值 Max	单位 Unit
Collector to Base Breakdown Voltage	V_{CBO}	$I_C=-50\mu A$ $I_B=0$	-15			V
Collector to Emitter Breakdown Voltage	V_{CEO}	$I_C=-1.0mA$ $I_E=0$	-15			V
Emitter to Base Breakdown Voltage	V_{EBO}	$I_E=-50\mu A$ $I_C=0$	-6.0			V
Collector Cut-Off Current	I_{CBO}	$V_{CB}=-12V$ $I_E=0$			-0.5	μA
Emitter Cut-Off Current	I_{EBO}	$V_{CE}=-5.0V$ $I_C=0$			-0.5	μA
DC Current Gain	$h_{FE(1)}$	$V_{CE}=-2.0V$ $I_C=-50mA$	120		270	
	$h_{FE(2)}$	$V_{CE}=-2.0V$ $I_C=-800mA$	80			
Collector to Emitter Saturation Voltage	$V_{CE(sat)}$	$I_C=-0.4A$ $I_B=-20mA$			-0.3	V
Transition Frequency	f_T	$V_{CE}=-2.0V$ $f=100MHz$ $I_E=50mA$		200		MHz
Collector Output Capacitance	C_{ob}	$V_{CB}=-10V$ $f=1.0MHz$ $I_E=0A$		15		pF

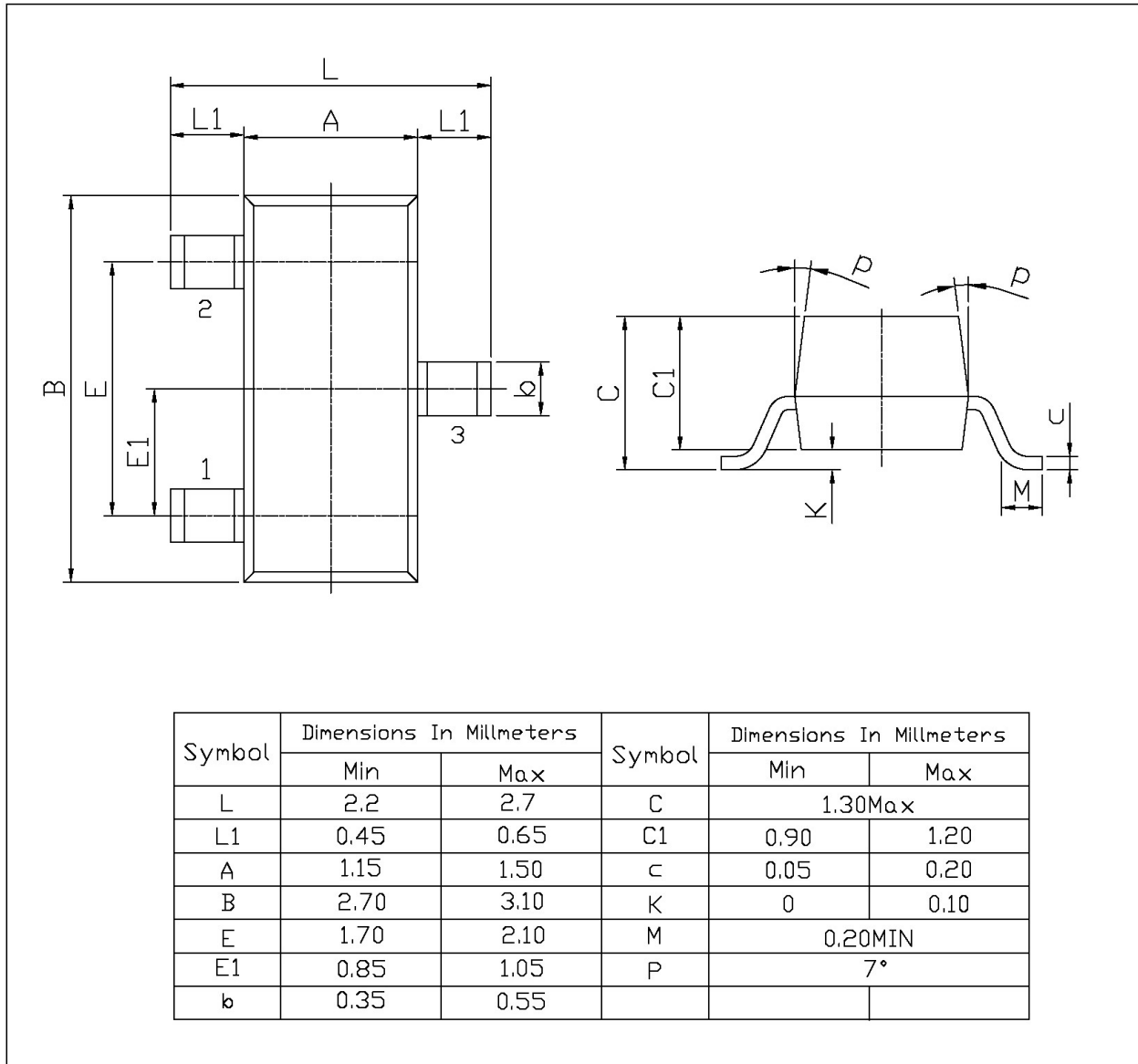
电参数曲线图 / Electrical Characteristic Curve



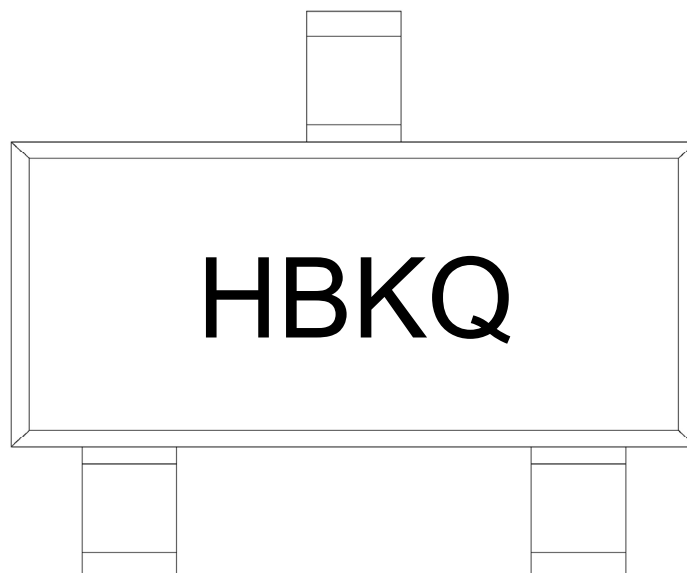
外形尺寸图 / Package Dimensions

SOT-23

单位: mm



印章说明 / Marking Instructions



说明：

H： 为公司代码

BK： 为型号代码

Q： 为 h_{FE} 档次代码

Note:

H： Company Code

BK： Product Type Code

Q： h_{FE} Classifications Symbol Code

回流焊温度曲线图(无铅) / Temperature Profile for IR Reflow Soldering(Pb-Free)



说明：

- 1、预热温度 25~150°C，时间 60~90sec;
- 2、峰值温度 245±5°C，时间持续为 5±0.5sec;
- 3、焊接制程冷却速度为 2~10°C/sec.

Note:

- 1.Preheating:25~150°C, Time:60~90sec.
- 2.Peak Temp.:245±5°C, Duration:5±0.5sec.
3. Cooling Speed: 2~10°C/sec.

耐焊接热试验条件 / Resistance to Soldering Heat Test Conditions

温度：260±5°C

时间：10±1 sec.

Temp.:260±5°C

Time:10±1 sec

包装规格 / Packaging SPEC.

卷盘包装 / REEL

Package Type 封装形式	Units 包装数量					Dimension 包装尺寸 (unit: mm ³)		
	Units/Reel 只/卷盘	Reels/Inner Box 卷盘/盒	Units/Inner Box 只/盒	Inner Boxes/Outer Box 盒/箱	Units/Outer Box 只/箱	Reel	Inner Box 盒	Outer Box 箱
SOT-23	3,000	10	30,000	8	240,000	7" x8	180×120×180	385×257×392

使用说明 / Notices