

2SB649(A)

Rev.F Mar.-2016

描述 / Descriptions

TO-126 塑封封装 PNP 半导体三极管。Silicon PNP transistor in a TO-126 Plastic Package.

特征 / Features

与 2SD669(A)互补。

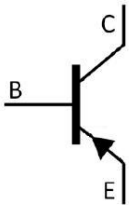
Complementary pair with 2SD669(A).

用途 / Applications

用于低频功率放大。

Low frequency power amplifier.

内部等效电路 / Equivalent Circuit



引脚排列 / Pinning



PIN1 : Emitter

PIN 2 : Collector

PIN 3 : Base

放大及印章代码 / h_{FE} Classifications & Marking

h_{FE} Classifications Symbol	B	C	D
h_{FE} Range	60~120	100~200	160~320

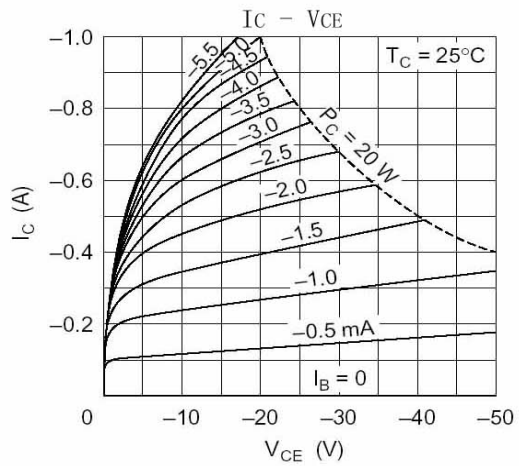
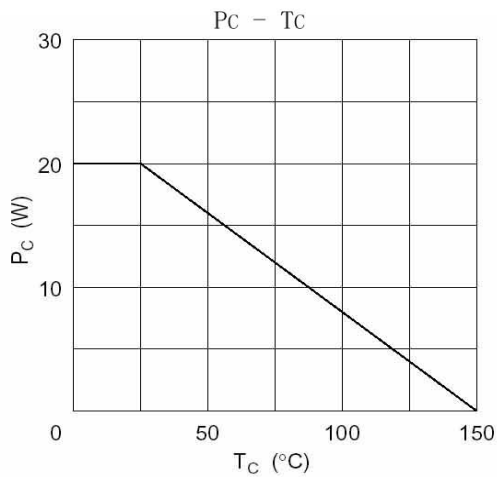
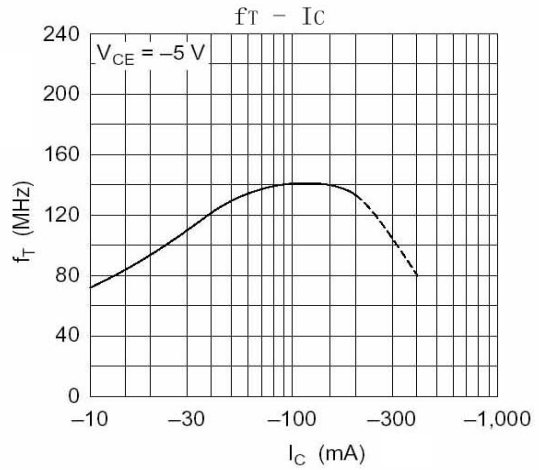
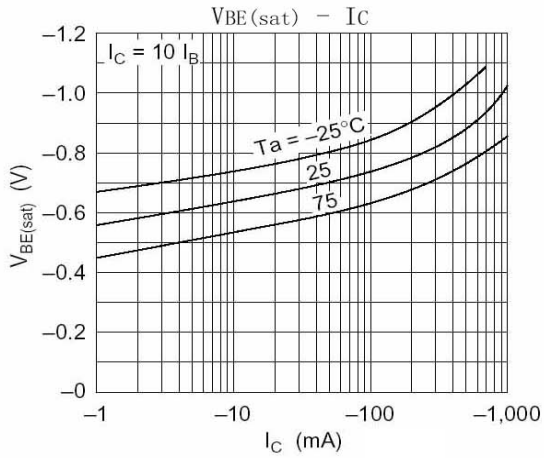
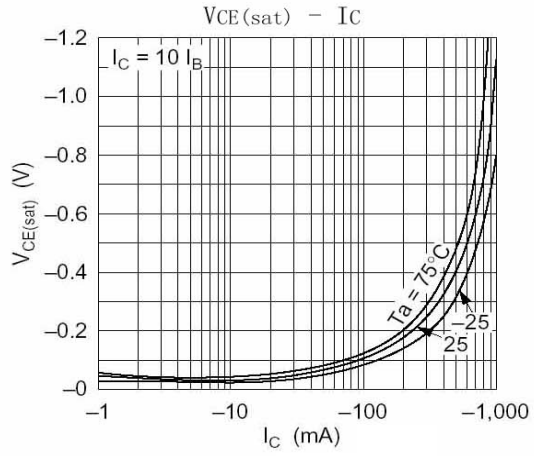
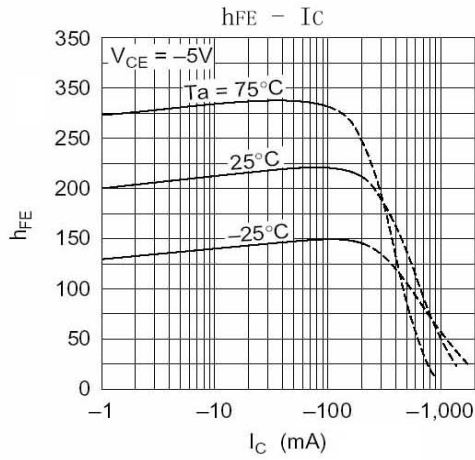
极限参数 / Absolute Maximum Ratings(Ta=25°C)

参数 Parameter	符号 Symbol	数值 Rating	单位 Unit
Collector to Base Voltage	V_{CBO}	-180	V
Collector to Emitter Voltage	V_{CEO}	2SB649	-120
		2SB649A	-160
Emitter to Base Voltage	V_{EBO}	-5.0	V
Collector Current - Continuous	I_C	-1.5	A
Peak Collector Current	I_{CP}	-3.0	A
Collector Power Dissipation	P_C	1.0	W
Collector Power Dissipation	$P_C(T_C=25^\circ\text{C})$	20	W
Junction Temperature	T_j	150	°C
Storage Temperature Range	T_{stg}	-55~150	°C

电性能参数 / Electrical Characteristics(Ta=25°C)

参数 Parameter	符号 Symbol	测试条件 Test Conditions	最小值 Min	典型值 Typ	最大值 Max	单位 Unit
Collector to Base Breakdown Voltage	V_{CBO}	$I_C=-1.0\text{mA}$ $I_E=0$	-180			V
Collector to Emitter Breakdown Voltage	V_{CEO}	2SB649	-120			V
		2SB649A	-160			
Emitter to Base Breakdown Voltage	V_{EBO}	$I_E=-1.0\text{mA}$ $I_C=0$	-5.0			V
Collector Cut-Off Current	I_{CBO}	$V_{CB}=-160\text{V}$ $I_E=0$			-10	μA
DC Current Gain	$h_{FE(1)}$	$V_{CE}=-5.0\text{V}$ $I_C=-150\text{mA}$	60		320	
	$h_{FE(2)}$	$V_{CE}=-5.0\text{V}$ $I_C=-500\text{mA}$	30			
Collector to Emitter Saturation Voltage	$V_{CE(sat)}$	$I_C=-500\text{mA}$ $I_B=-50\text{mA}$			-1.0	V
Base to Emitter Saturation Voltage	$V_{BE(sat)}$	$V_{CE}=-5.0\text{V}$ $I_C=-150\text{mA}$			-1.5	V
Transition Frequency	f_T	$V_{CE}=-5.0\text{V}$ $I_C=-150\text{mA}$		140		MHz
Collector Output Capacitance	C_{ob}	$V_{CB}=-10\text{V}$ $I_E=0$ $f=1.0\text{MHz}$		27		pF

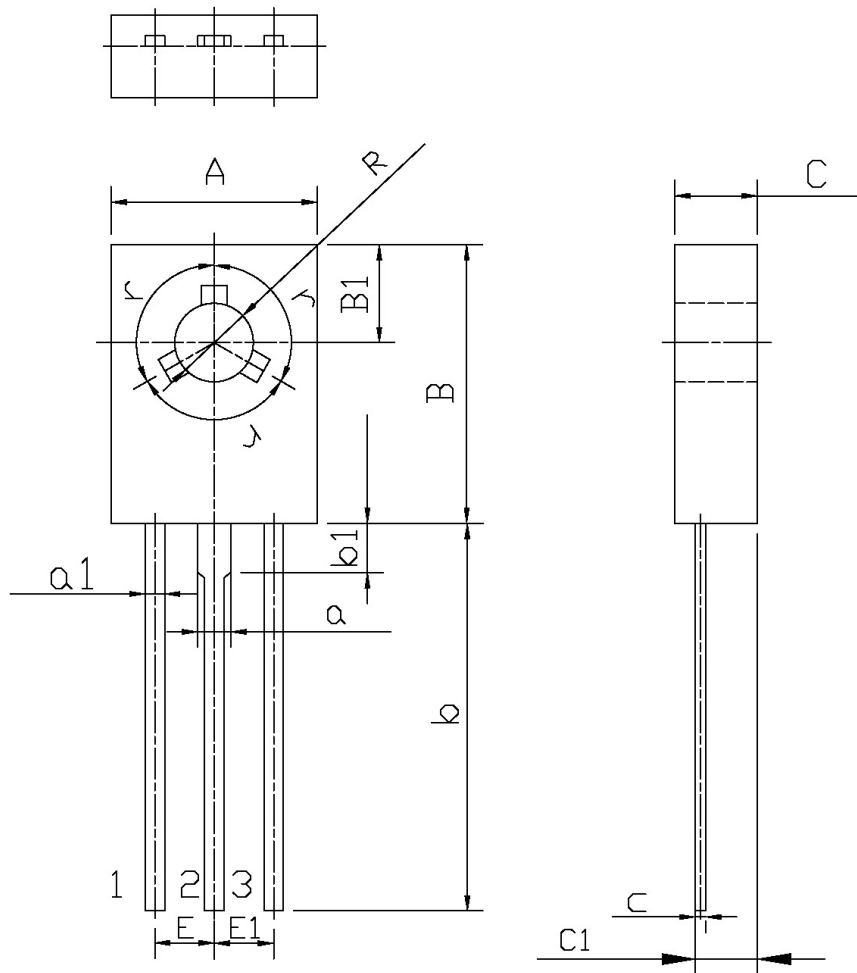
电参数曲线图 / Electrical Characteristic Curve



外形尺寸图 / Package Dimensions

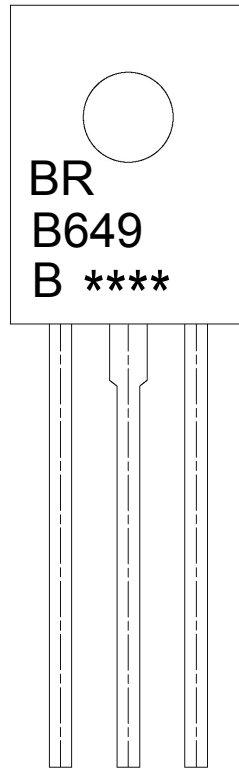
T0-126

单位: mm



Symbol	Dimensions In Millimeters		Symbol	Dimensions In Millimeters	
	Min	Max		Min	Max
A	7.8	8.2	a1	0.66	0.86
B	10.6	11.0	E	2.1	2.5
B1	3.6	4.0	C	2.7	2.9
R	2.9	3.3	C1	1.57	1.77
b	14	16	c	0.3	0.6
b1	1.9		a	1.37	
E1	2.1	2.5	r	120°	

印章说明 / Marking Instructions



说明：

BR： 为公司代码

B649： 为型号代码

B： 为 h_{FE} 分档代码

****： 为生产批号代码，随生产批号变化。

Note:

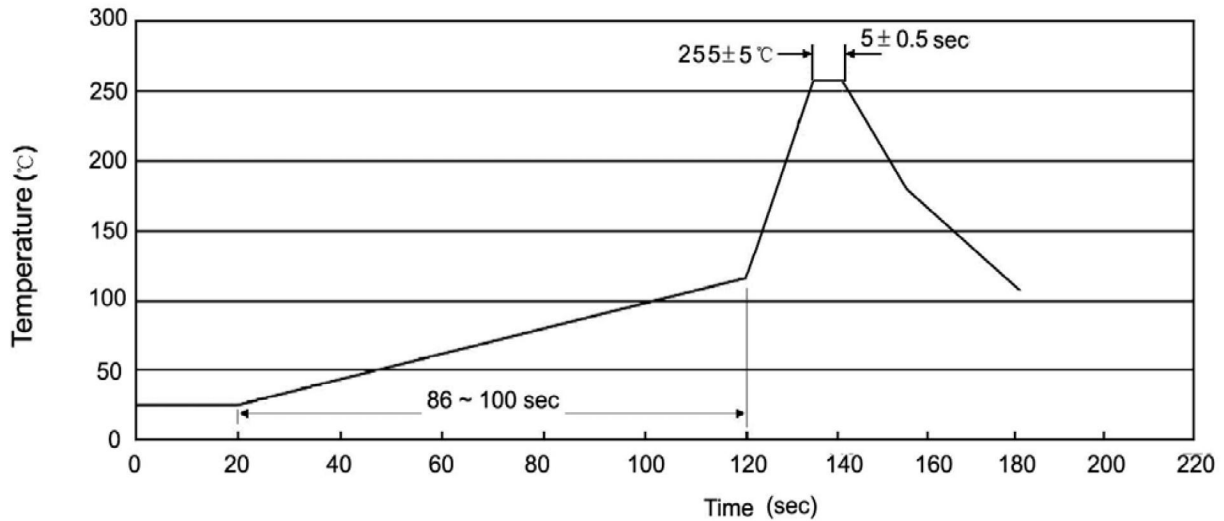
BR: Company Code

B649: Product Type.

B: h_{FE} Classifications Symbol

****: Lot No. Code, code change with Lot No.

波峰焊温度曲线图(无铅) / Temperature Profile for Dip Soldering(Pb-Free)



说明：

- 1、预热温度 25 ~ 150°C，时间 60 ~ 90sec;
- 2、峰值温度 255±5°C，时间持续为 5±0.5sec;
- 3、焊接制程冷却速度为 2 ~ 10°C/sec.

Note:

- 1.Preheating:25~150°C, Time:60~90sec.
- 2.Peak Temp.:255±5°C, Duration:5±0.5sec.
3. Cooling Speed: 2~10°C/sec.

耐焊接热试验条件 / Resistance to Soldering Heat Test Conditions

温度：270±5°C

时间：10±1 sec.

Temp.:270±5°C

Time:10±1 sec

包装规格 / Packaging SPEC.

散件包装 / BULK

Package Type 封装形式	Units 包装数量					Dimension 包装尺寸 (unit: mm ³)		
	Units/Tube 只/套管	Tubes/Inner Box 套管/盒	Units/Inner Box 只/盒	Inner Boxes/Outer Box 盒/箱	Units/Outer Box 只/箱	Tube 套管	Inner Box 盒	Outer Box 箱
TO-126/F	500	6	3,000	5	15,000	135×190	237×172×102	560×245×195

套管包装 / TUBE

Package Type 封装形式	Units 包装数量					Dimension 包装尺寸 (unit: mm ³)		
	Units/Tube 只/套管	Tubes/Inner Box 套管/盒	Units/Inner Box 只/盒	Inner Boxes/Outer Box 盒/箱	Units/Outer Box 只/箱	Tube 套管	Inner Box 盒	Outer Box 箱
TO-126/F	65	26	1,690	5	8,450	532×31×5.6	555×164×50	575×290×180

使用说明 / Notices