

RoHS Compliant Product

A suffix of "-C" specifies halogen & lead-free

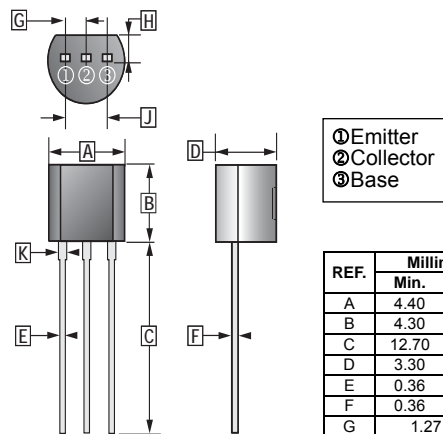
FEATURES

- High Voltage
- Low Saturation Voltage
- Small Collector Output Capacitance
- Complementary to 2SA1091

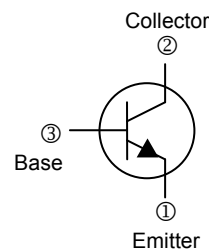
CLASSIFICATION OF $h_{FE(1)}$

Product-Rank	2SC2551-R	2SC2551-O
Range	30~90	50~150

TO-92



REF.	Millimeter	
	Min.	Max.
A	4.40	4.70
B	4.30	4.70
C	12.70	-
D	3.30	3.81
E	0.36	0.56
F	0.36	0.51
G	1.27 TYP.	
H	1.10	-
J	2.42	2.66
K	0.36	0.76



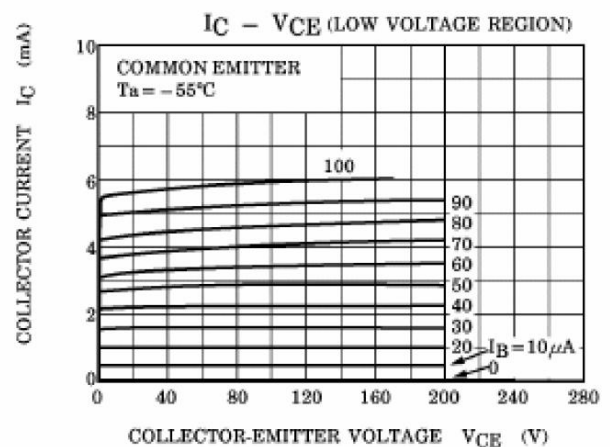
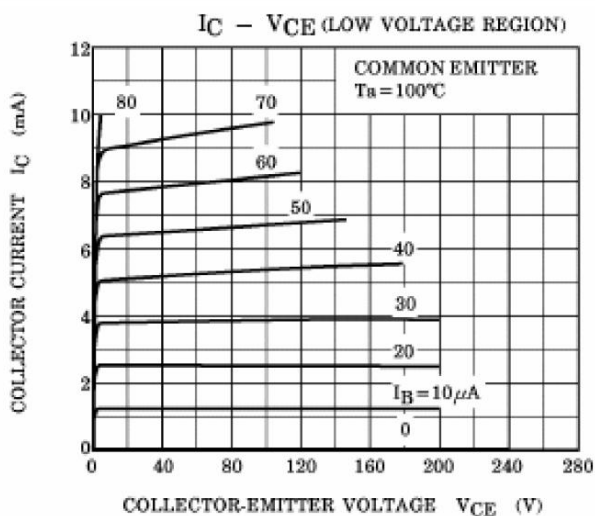
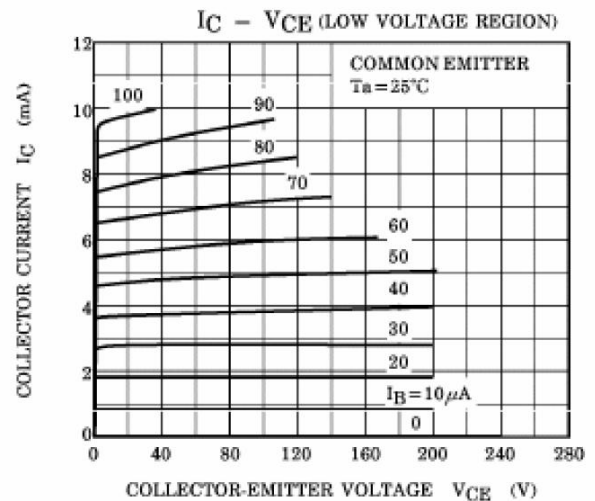
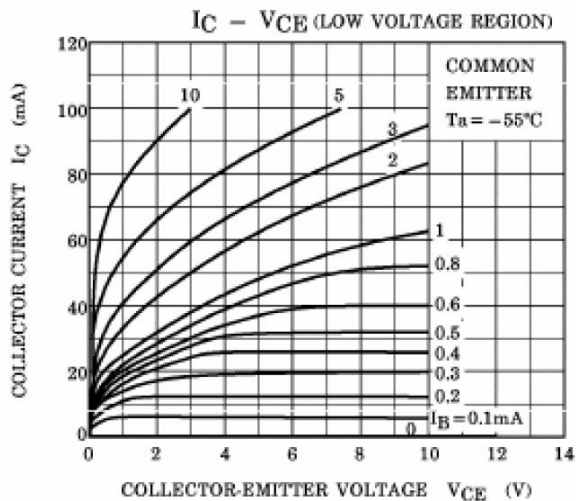
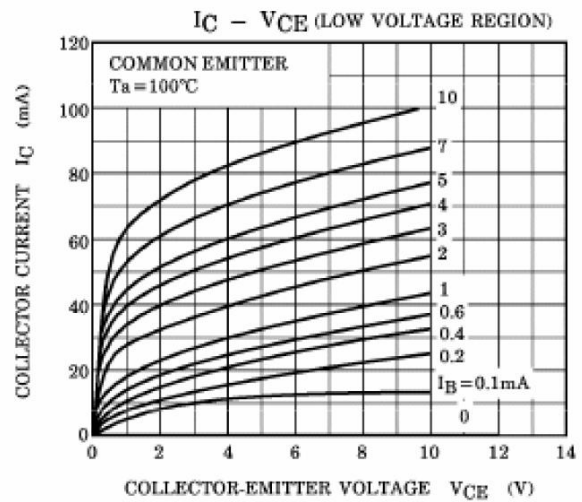
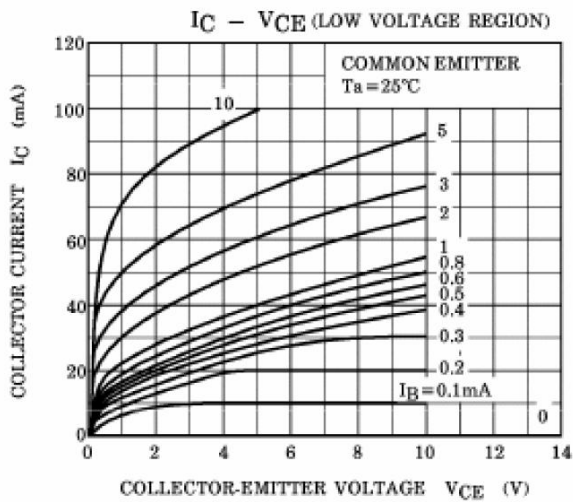
ABSOLUTE MAXIMUM RATINGS ($T_A = 25^\circ\text{C}$ unless otherwise specified)

Parameter	Symbol	Rating	Unit
Collector to Base Voltage	V_{CBO}	300	V
Collector to Emitter Voltage	V_{CEO}	300	V
Emitter to Base Voltage	V_{EBO}	6	V
Collector Current - Continuous	I_C	0.1	A
Collector Power Dissipation	P_C	400	mW
Junction, Storage Temperature	T_J, T_{STG}	150, -55~150	$^\circ\text{C}$

ELECTRICAL CHARACTERISTICS ($T_A = 25^\circ\text{C}$ unless otherwise specified)

Parameter	Symbol	Min.	Typ.	Max.	Unit	Test Conditions
Collector to Base Breakdown Voltage	$V_{(BR)CBO}$	300	-	-	V	$I_C=100\mu\text{A}, I_E=0$
Collector to Emitter Breakdown Voltage	$V_{(BR)CEO}$	300	-	-	V	$I_C=1\text{mA}, I_B=0$
Emitter to Base Breakdown Voltage	$V_{(BR)EBO}$	6	-	-	V	$I_E=100\mu\text{A}, I_C=0$
Collector Cut - Off Current	I_{CBO}	-	-	0.1	μA	$V_{CB}=300\text{V}, I_E=0$
Emitter Cut - Off Current	I_{EBO}	-	-	0.1	μA	$V_{EB}=6\text{V}, I_C=0$
DC Current Gain	$h_{FE(1)}$	30	-	150		$V_{CE}=10\text{V}, I_C=20\text{mA}$
	$h_{FE(2)}$	20	-	-		$V_{CE}=10\text{V}, I_C=1\text{mA}$
Collector to Emitter Saturation Voltage	$V_{CE(sat)}$	-	-	0.5	V	$I_C=20\text{mA}, I_B=2\text{mA}$
Base to Emitter voltage	$V_{BE(sat)}$	-	-	1.2	V	$I_C=20\text{mA}, I_B=2\text{mA}$
Transition Frequency	f_T	-	80	-	MHz	$V_{CE}=10\text{V}, I_C=20\text{mA}$
Collector Output Capacitance	C_{ob}	-	-	4	pF	$V_{CB}=20\text{V}, I_E=0, f=1\text{MHz}$

CHARACTERISTIC CURVE



CHARACTERISTIC CURVE

