

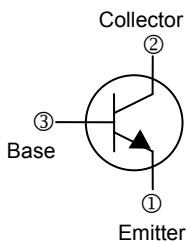
RoHS Compliant Product
A suffix of "-C" specifies halogen & lead-free

FEATURES

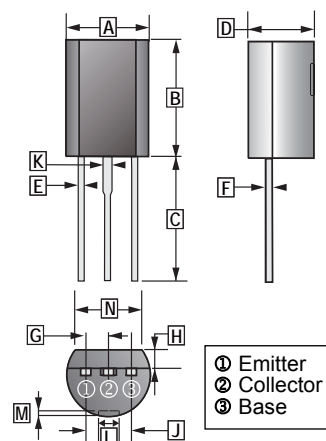
- Low saturation voltage : $V_{CE(sat)}=0.5V(\text{Max})(I_C=1A)$
- High speed switching time : $t_{stg}=1\mu s(\text{Typ.})$
- Complementary to 2SA1020

CLASSIFICATION OF h_{FE} (1)

Product-Rank	2SC2655-O	2SC2655-Y
Range	70-140	120-240



TO-92MOD



REF.	Millimeter		REF.	Millimeter	
	Min.	Max.		Min.	Max.
A	5.50	6.50	H	1.70	2.05
B	8.00	9.00	J	2.70	3.20
C	12.70	14.50	K	0.85	1.15
D	4.50	5.30	L	1.60 Max	
E	0.35	0.65	M	0.00	0.40
F	0.30	0.51	N	4.00 Min	
G	1.50 TYP.				

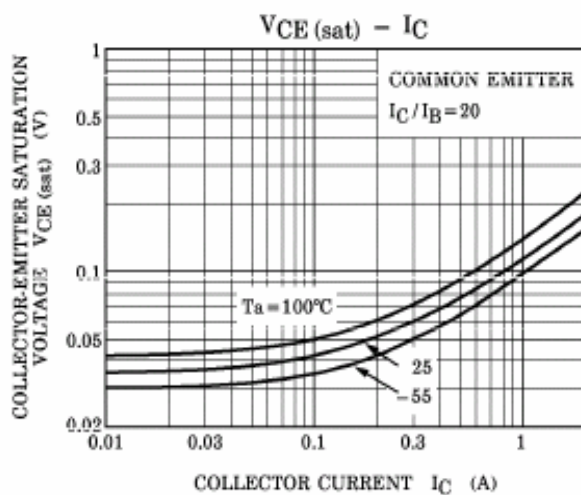
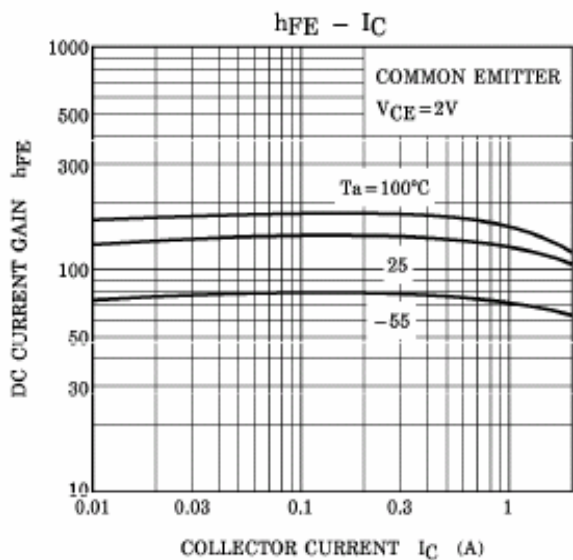
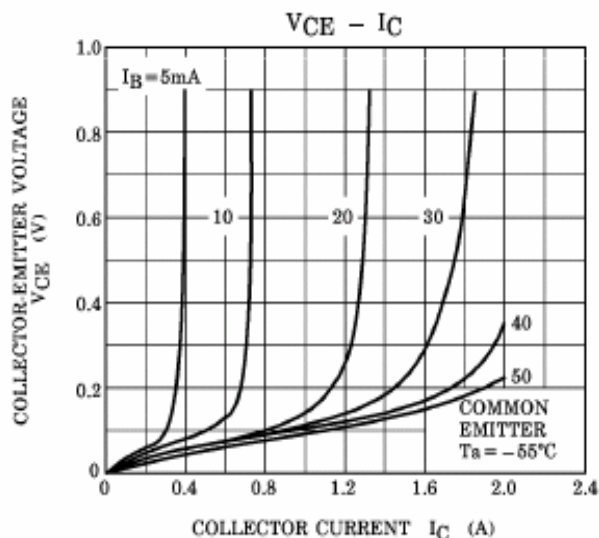
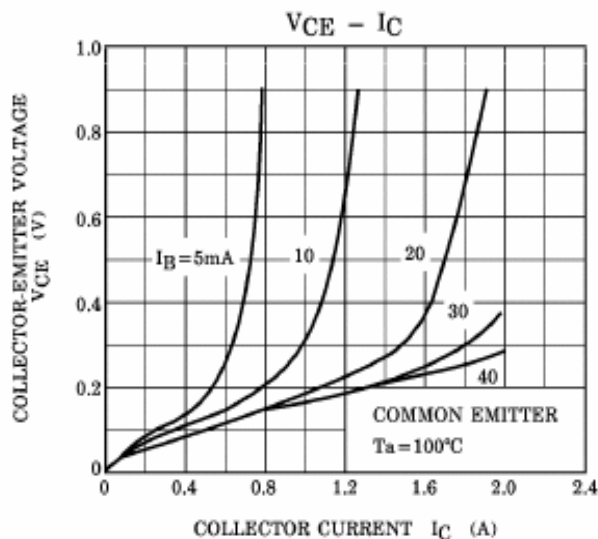
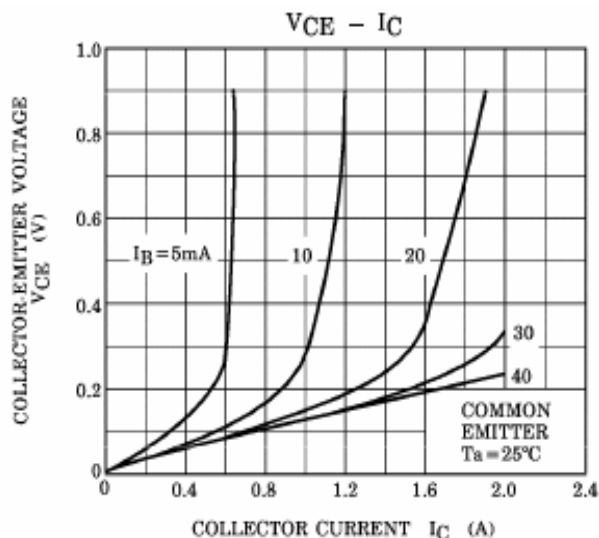
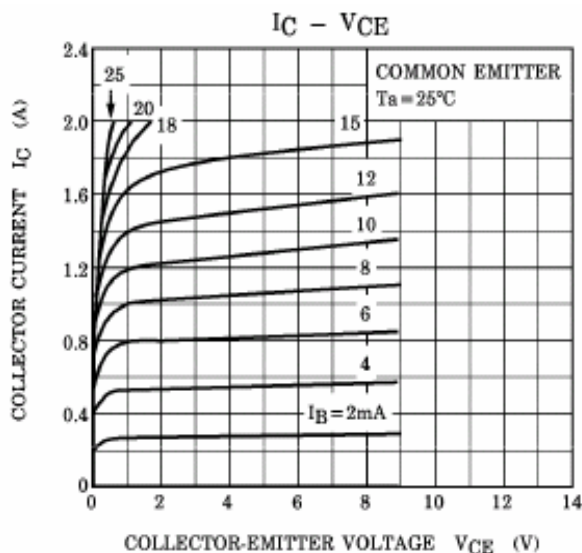
ABSOLUTE MAXIMUM RATINGS ($T_A = 25^\circ\text{C}$ unless otherwise specified)

Parameter	Symbol	Rating	Unit
Collector to Base Voltage	V_{CBO}	50	V
Collector to Emitter Voltage	V_{CEO}	50	V
Emitter to Base Voltage	V_{EBO}	5	V
Collector Current - Continuous	I_C	2	A
Collector Power Dissipation	P_C	0.9	W
Junction, Storage Temperature	T_J, T_{STG}	150, -55~150	$^\circ\text{C}$

ELECTRICAL CHARACTERISTICS ($T_A = 25^\circ\text{C}$ unless otherwise specified)

Parameter	Symbol	Min.	Typ.	Max.	Unit	Test Conditions
Collector to Base Breakdown Voltage	$V_{(BR)CBO}$	50	-	-	V	$I_C=100\mu A, I_E=0$
Collector to Emitter Breakdown Voltage	$V_{(BR)CEO}$	50	-	-	V	$I_C=10\text{mA}, I_B=0$
Emitter to Base Breakdown Voltage	$V_{(BR)EBO}$	5	-	-	V	$I_E=100\mu A, I_C=0$
Collector Cut-Off Current	I_{CBO}	-	-	1	μA	$V_{CB}=50V, I_E=0$
Emitter Cut-Off Current	I_{EBO}	-	-	1	μA	$V_{EB}=5V, I_C=0$
DC Current Gain	$h_{FE(1)}$	70	-	240		$V_{CE}=2V, I_C=0.5A$
	$h_{FE(2)}$	40	-	-		$V_{CE}=2V, I_C=1.5A$
Collector to Emitter Saturation Voltage	$V_{CE(sat)}$	-	-	0.5	V	$I_C=1A, I_B=0.05A$
Base to Emitter Saturation Voltage	$V_{BE(sat)}$	-	-	1.2	V	$I_C=1A, I_B=0.05A$
Transition Frequency	f_T	-	100	-	MHz	$V_{CE}=2V, I_C=0.5A$
Collector Output Capacitance	C_{ob}	-	30	-	pF	$V_{CB}=10V, I_E=0, f=1\text{MHz}$
Switch Time	Turn-on Time	T_{on}	-	0.15	-	$V_{CC}=30V$ $I_{B1}=-I_{B2}=0.05A$ $I_C=1A$
	Storage Time	T_s	-	2	-	
	Fall Time	T_f	-	0.15	-	

CHARACTERISTIC CURVES



CHARACTERISTIC CURVES

