

INDUSTRIAL APPLICATIONS

Unit in mm

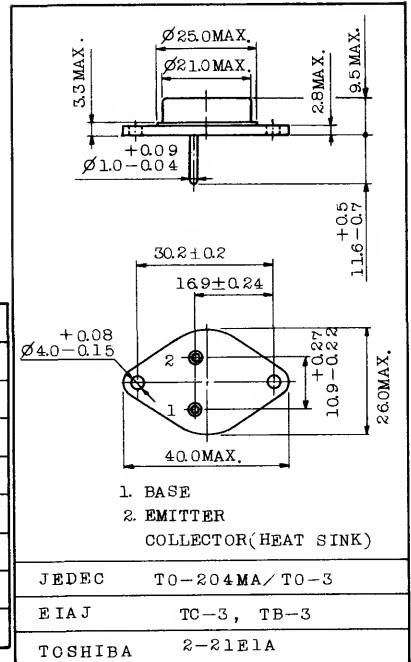
SWITCHING REGULATOR AND HIGH VOLTAGE
SWITCHING APPLICATIONS.
HIGH SPEED DC-DC CONVERTER APPLICATION.

FEATURES:

- Excellent Switching Times
: $t_r=1.0\mu s$ Max. , $t_f=1.0\mu s$ Max. at $I_C=0.5A$
- High Collector Breakdown Voltage : $V_{CE0}=800V$

MAXIMUM RATINGS ($T_a=25^\circ C$)

CHARACTERISTIC	SYMBOL	RATING	UNIT
Collector - Base Voltage	V_{CB0}	850	V
Collector - Emitter Voltage	V_{CE0}	800	V
Emitter - Base Voltage	V_{EB0}	7	V
Collector Current	I_C	2	A
Base Current	I_B	1	A
Collector Power Dissipation ($T_c=25^\circ C$)	P_C	80	W
Junction Temperature	T_j	150	$^\circ C$
Storage Temperature Range	T_{stg}	-55~150	$^\circ C$



ELECTRICAL CHARACTERISTICS ($T_a=25^\circ C$)

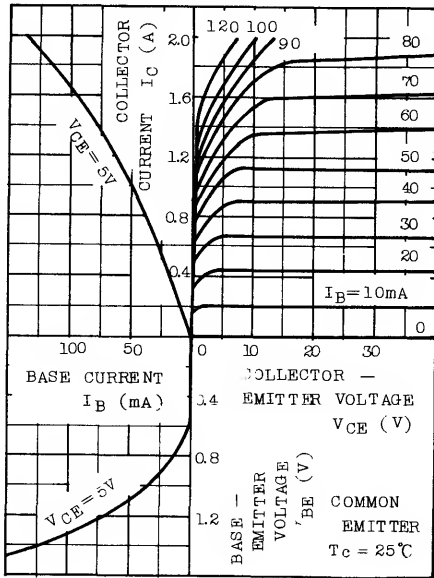
Weight : 16g

CHARACTERISTIC		SYMBOL	TEST CONDITION	MIN.	TYP.	MAX.	UNIT
Collector Cut-off Current		I_{CB0}	$V_{CB}=800V, I_E=0$	-	-	100	μA
Emitter Cut-off Current		I_{EB0}	$V_{EB}=7V, I_C=0$	-	-	1	mA
Collector-Base Breakdown Voltage		$V_{(BR)CB0}$	$I_C=1mA, I_E=0$	850	-	-	V
Collector-Emitter Breakdown Voltage		$V_{(BR)CE0}$	$I_C=10mA, I_B=0$	800	-	-	V
DC Current Gain		$h_{FE}(\text{Note})$	$V_{CE}=5V, I_C=0.5A$	17	-	-	
Collector-Emitter Saturation Voltage		$V_{CE(sat)}$ (Note)	$I_C=0.5A, I_B=0.05A$	-	-	1.0	V
Base-Emitter Saturation Voltage		$V_{BE(sat)}$ (Note)	$I_C=0.5A, I_B=0.05A$	-	-	1.5	V
Switching Time	Rise Time	t_r		-	-	1.0	μs
	Storage Time	t_{stg}		-	-	4.0	
	Fall Time	t_f		-	-	1.0	

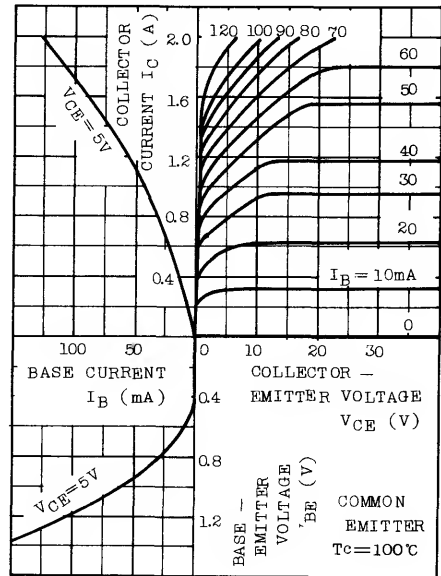
Note : Pulse Test : Pulse Width $\leq 300\mu s$, Duty Cycle $\leq 2\%$

2SC2790

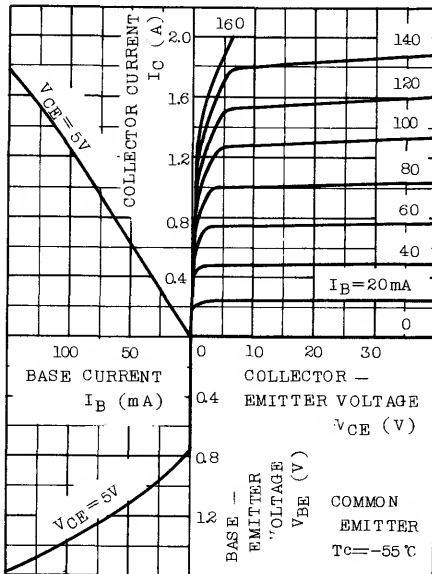
STATIC CHARACTERISTICS

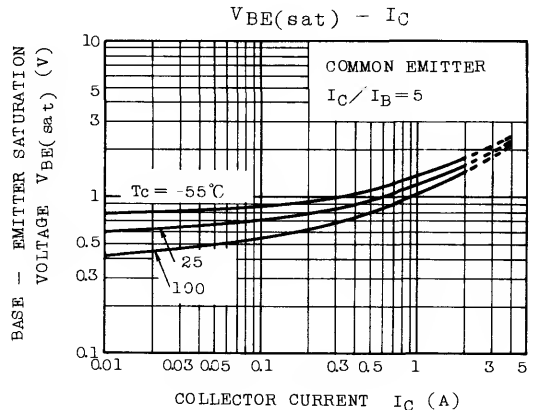
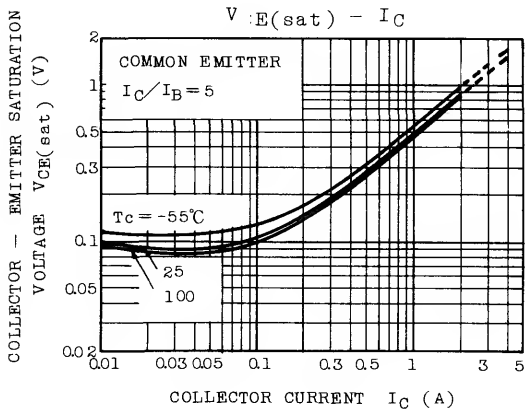
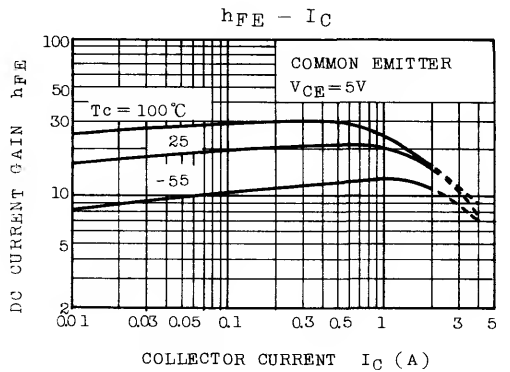
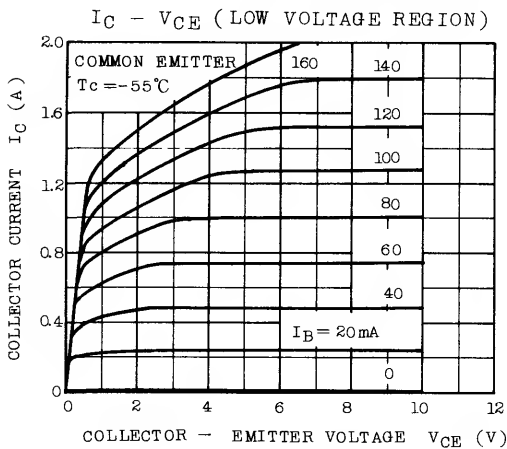
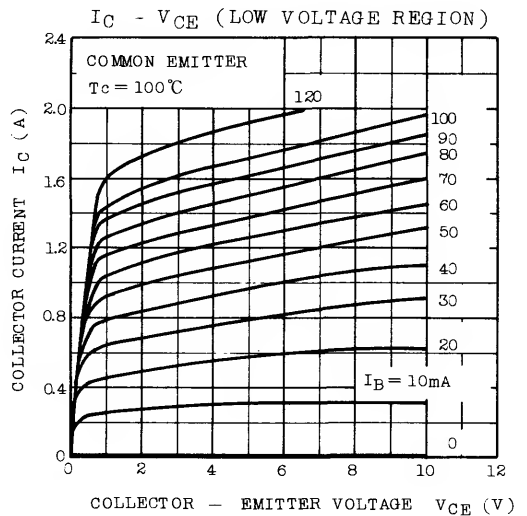
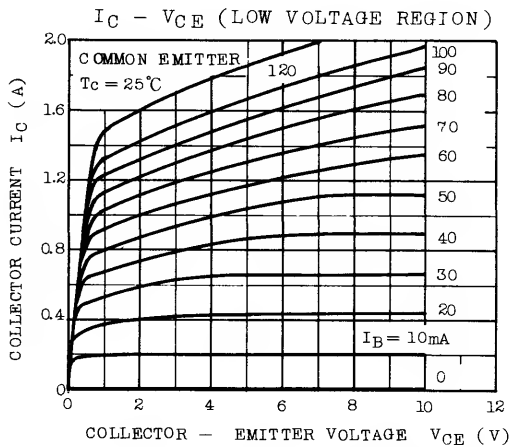


STATIC CHARACTERISTICS



STATIC CHARACTERISTICS





2SC2790

