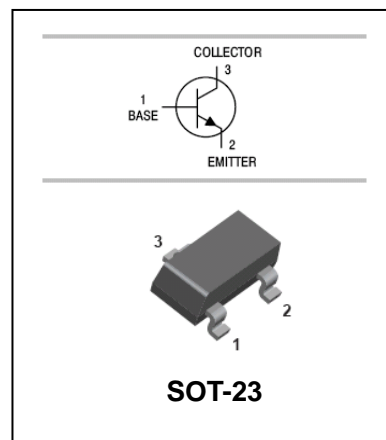


Silicon Epitaxial Planar Transistor

2SC2812

FEATURES

- High DC current gain: $h_{FE}=200$ TYP
($V_{CE}=6.0V, I_C=1.0mA$).
- High Voltage: $V_{CEO}=50V$.



APPLICATIONS

- NPN Silicon Epitaxial Planar Transistor.
- Audio frequency general purpose amplifier.

ORDERING INFORMATION

Type No.	Marking	Package Code
2SC2812	L4/L5/L6/L7	SOT-23

MAXIMUM RATING @ $T_a=25^{\circ}C$ unless otherwise specified

Symbol	Parameter	Value	Units
V_{CBO}	Collector-Base Voltage	55	V
V_{CEO}	Collector-Emitter Voltage	50	V
V_{EBO}	Emitter-Base Voltage	5	V
I_C	Collector Current -Continuous	150	mA
P_C	Collector Dissipation	200	mW
T_j, T_{stg}	Junction and Storage Temperature	-55 to +150	$^{\circ}C$



Silicon Epitaxial Planar Transistor

2SC2812

ELECTRICAL CHARACTERISTICS @ Ta=25°C unless otherwise specified

Parameter	Symbol	Test conditions	MIN	TYP	MAX	UNIT
Collector-base breakdown voltage	$V_{(BR)CBO}$	$I_C=10\mu A, I_E=0$	55			V
Collector-emitter breakdown voltage	$V_{(BR)CEO}$	$I_C=1mA, I_B=0$	50			V
Emitter-base breakdown voltage	$V_{(BR)EBO}$	$I_E=10\mu A, I_C=0$	5			V
Collector cut-off current	I_{CBO}	$V_{CB}=35V, I_E=0$			0.1	μA
Emitter cut-off current	I_{EBO}	$V_{EB}=4V, I_C=0$			0.1	μA
DC current gain	h_{FE}	$V_{CE}=6V, I_C=1mA$	90	200	600	
Collector-emitter saturation voltage	$V_{CE(sat)}$	$I_C=50mA, I_B=5mA$	0.1		0.5	V
Base-emitter saturation voltage	$V_{BE(sat)}$	$I_C=50mA, I_B=5mA$		0.86	1.0	V
Transition frequency	f_T	$V_{CE}=6V, I_E=-1mA$		100		MHz
Output capacitance	C_{ob}	$V_{CB}=6V, I_E=0, f=1.0MHz$		3.0		pF

CLASSIFICATION OF $h_{FE(1)}$

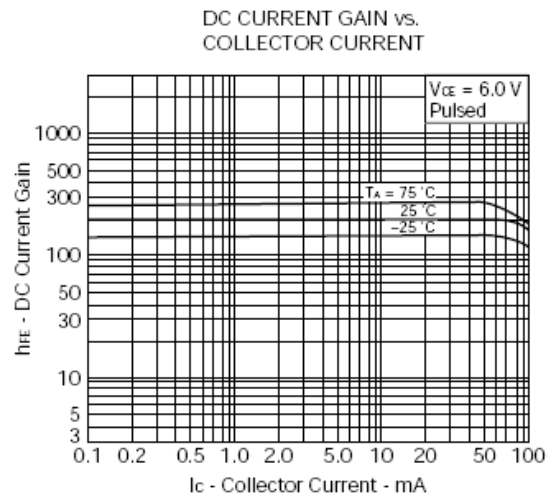
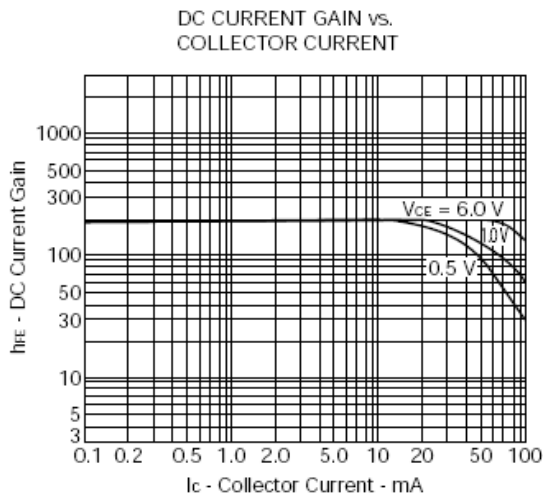
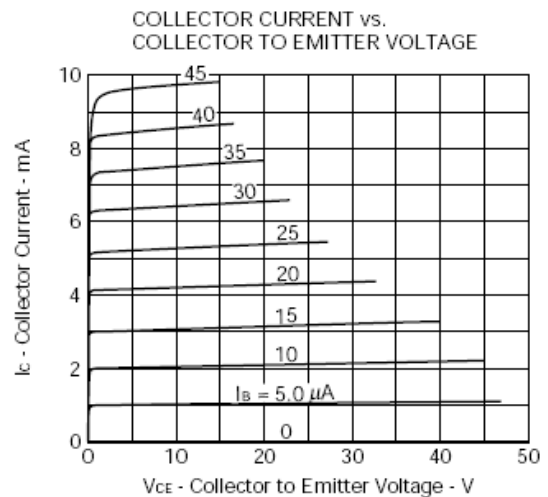
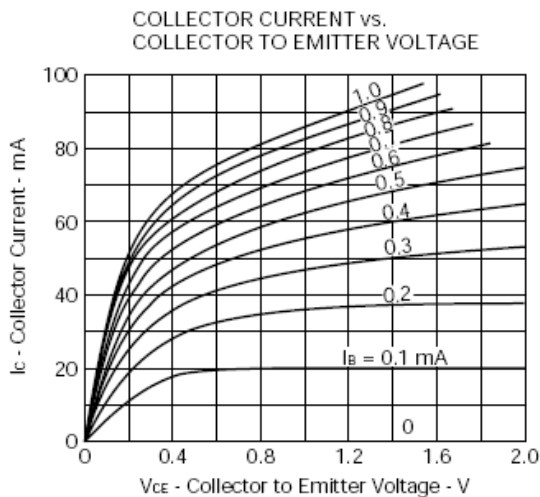
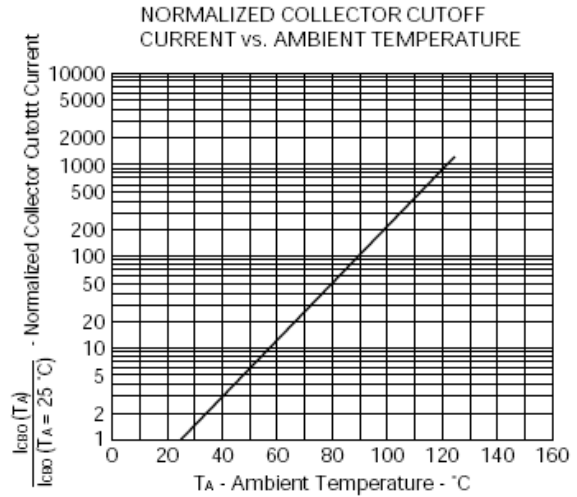
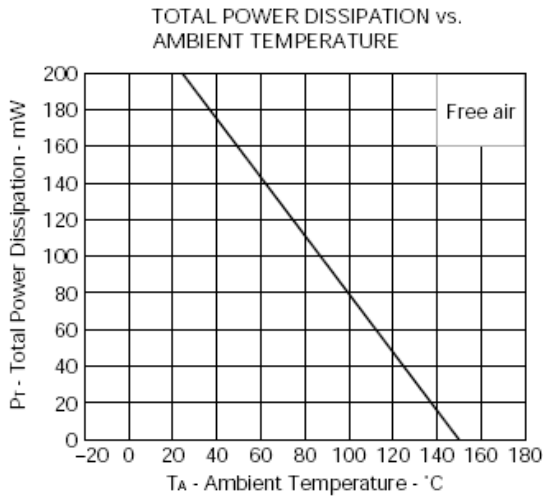
Rank	L4	L5	L6	L7
Range	90-180	135-270	200-400	300-600
Marking	L4	L5	L6	L7



Silicon Epitaxial Planar Transistor

2SC2812

TYPICAL CHARACTERISTICS @ Ta=25°C unless otherwise specified





Silicon Epitaxial Planar Transistor

2SC2812

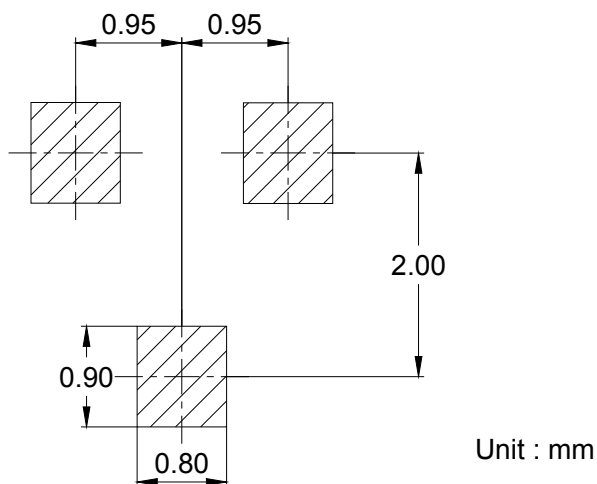
PACKAGE OUTLINE

Plastic surface mounted package

SOT-23

SOT-23		
Dim	Min	Max
A	2.70	3.10
B	1.10	1.50
C	1.0 Typical	
D	0.4 Typical	
E	0.35	0.48
G	1.80	2.00
H	0.02	0.1
J	0.1 Typical	
K	2.20	2.60
All Dimensions in mm		

SOLDERING FOOTPRINT



PACKAGE INFORMATION

Device	Package	Shipping
2SC2812	SOT-23	3000/Tape&Reel