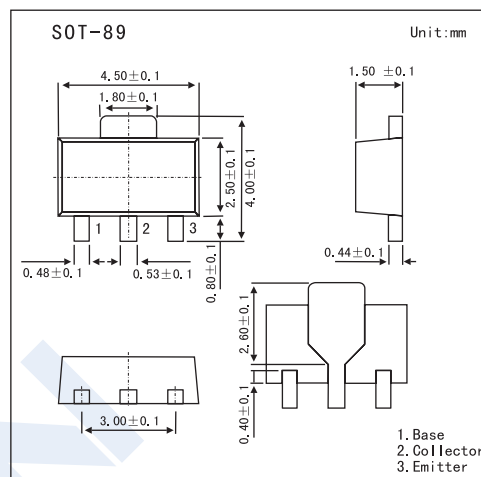


## High Voltage Switching Applications

## 2SC2880

## ■ Features

- High Voltage :  $V_{CEO} = 150V$
- High Transition Frequency :  $f_T = 120MHz$ (typ.)
- Small Flat Package
- Complementary to 2SA1200

■ Absolute Maximum Ratings  $T_a = 25^\circ C$ 

Parameter	Symbol	Rating	Unit
Collector-Emitter Voltage	$V_{CEO}$	150	V
Collector-Base Voltage	$V_{CBO}$	200	V
Emitter-Base Voltage	$V_{EBO}$	5	V
Collector Current	$I_C$	50	mA
Base Current	$I_B$	10	mA
Collector Power Dissipation	$P_C$	500	mW
	$P_C^*$	800	
Junction temperature	$T_j$	150	$^\circ C$
Storage temperature	$T_{stg}$	-55 to +150	$^\circ C$

\* Mounted on a ceramic substrate (250 mm<sup>2</sup> x 0.8 t)

■ Electrical Characteristics  $T_a = 25^\circ C$ 

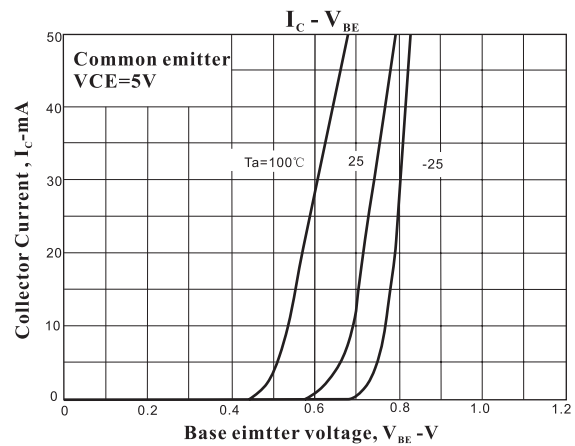
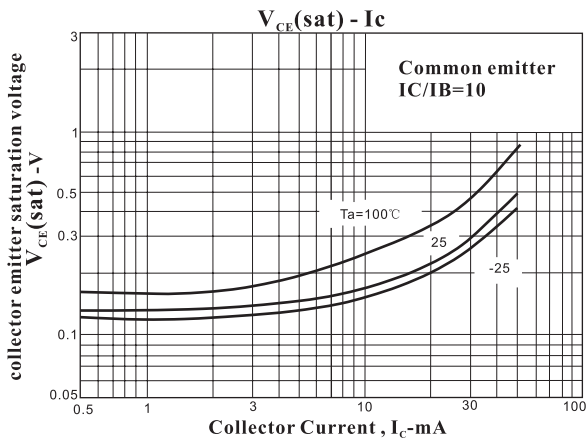
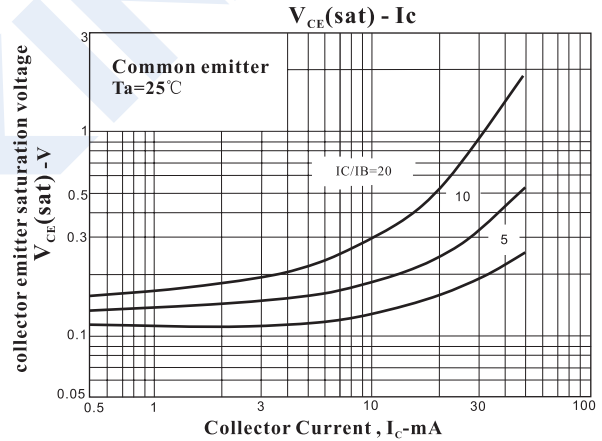
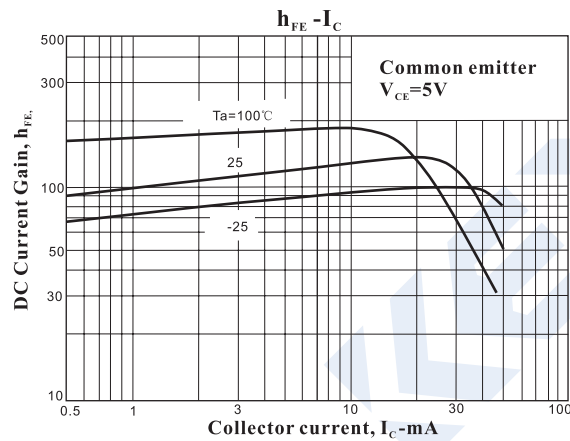
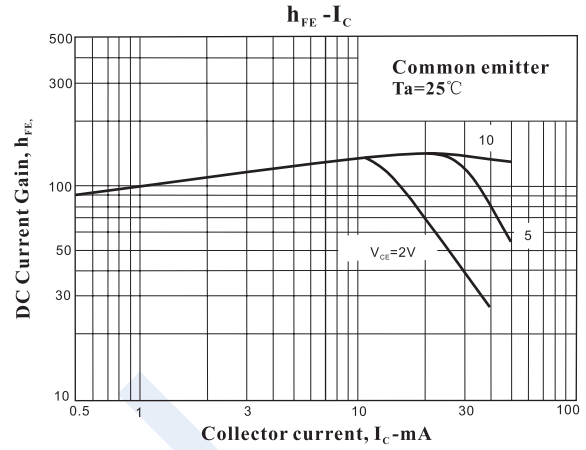
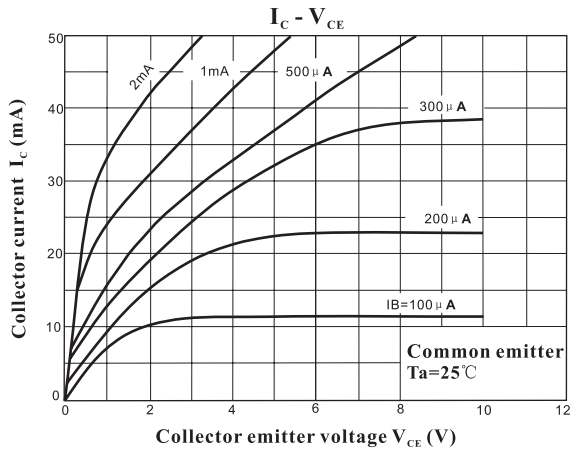
Parameter	Symbol	Testconditions	Min	Typ	Max	Unit
Emitter Cut-off Current	$I_{EBO}$	$V_{EB} = 5V, I_C = 0$			0.1	$\mu A$
Collector Cut-off Current	$I_{CBO}$	$V_{CB} = 200V, I_E = 0$			0.1	$\mu A$
DC Current Gain	$h_{FE}$	$V_{CE} = 5V, I_C = 10mA$	70		240	
Collector-Emitter Saturation Voltage	$V_{CE(sat)}$	$I_C = 10mA, I_B = 1mA$			0.5	V
Base-Emitter Voltage	$V_{BE}$	$V_{CE} = 5V, I_C = 30mA$			1	V
Transtion Frequency	$f_T$	$V_{CE} = 30V, I_C = 10mA$		120		MHz
Collector Output Capacitance	$C_{ob}$	$V_{CB} = 10V, I_E = 0, f = 1MHz$		3.5	5.0	pF

## ■ hFE Classification

Marking	A	
	O	Y
hFE	70~140	120~240

# 2SC2880

## Electrical Characteristics Curves



2SC2880

