

SILICON NPN EPITAXIAL PLANAR TYPE

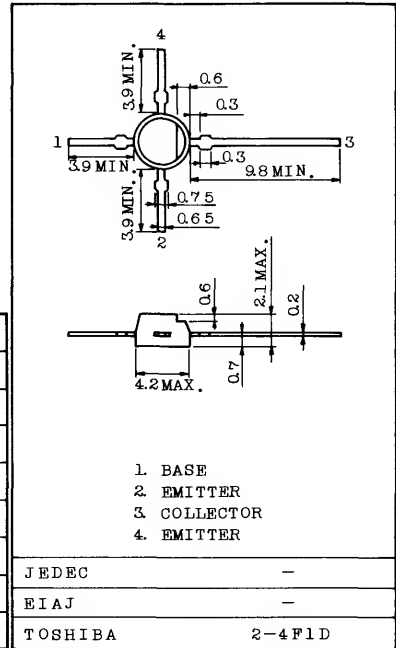
2SC3172

TV VHF MIXER APPLICATIONS.

FEATURES:

- . High Conversion Gain : $G_{ce}=26\text{dB}$ (Typ.)
- . Low Reverse Transfer Capacitance : $C_{re}=0.4\text{pF}$ (Typ.)

Unit in mm



MAXIMUM RATINGS (Ta=25°C)

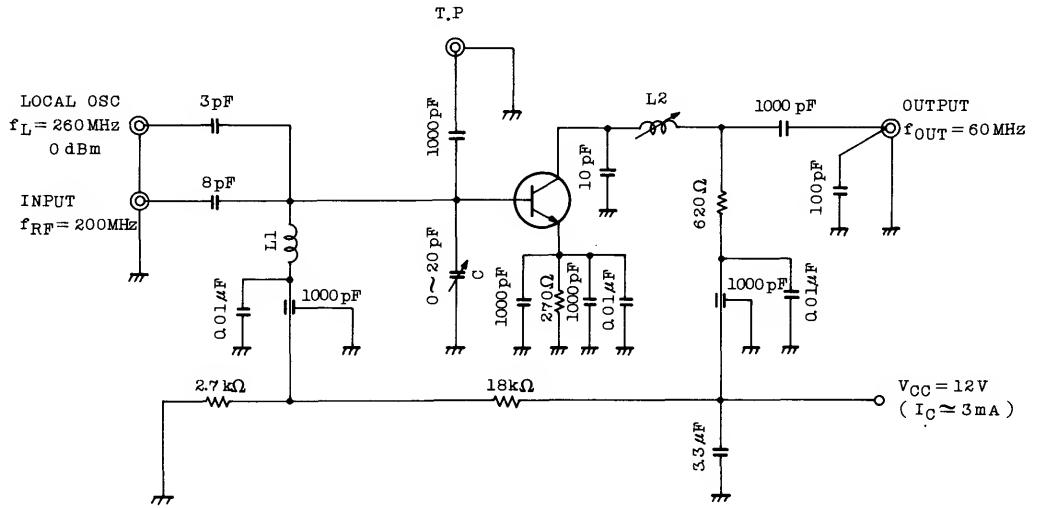
CHARACTERISTIC	SYMBOL	RATING	UNIT
Collector-Base Voltage	V_{CBO}	30	V
Collector-Emitter Voltage	V_{CEO}	20	V
Emitter-Base Voltage	V_{EBO}	3	V
Collector Current	I_C	50	mA
Base Current	I_B	25	mA
Collector Power Dissipation	P_C	200	mW
Junction Temperature	T_j	125	°C
Storage Temperature Range	T_{stg}	-55 ~ 125	°C

Weight : 0.08g

ELECTRICAL CHARACTERISTICS (Ta=25°C)

CHARACTERISTIC	SYMBOL	TEST CONDITION	MIN.	TYP.	MAX.	UNIT
Collector Cut-off Current	I_{CBO}	$V_{CB}=25\text{V}, I_E=0$	-	-	100	nA
Emitter Cut-off Current	I_{EBO}	$V_{EB}=3\text{V}, I_C=0$	-	-	1000	nA
Collector-Emitter Breakdown Voltage	$V_{(BR)CEO}$	$I_C=1\text{mA}, I_B=0$	20	-	-	V
DC Current Gain	h_{FE}	$V_{CE}=10\text{V}, I_C=5\text{mA}$	40	150	300	
Reverse Transfer Capacitance	C_{re}	$V_{CB}=10\text{V}, I_E=0, f=1\text{MHz}$	-	0.4	0.5	pF
Transition Frequency	f_T	$V_{CE}=10\text{V}, I_C=5\text{mA}$	900	1400	-	MHz
Conversion Gain	G_{ce}	$V_{CC}=12\text{V}, f=200\text{MHz}$	23	26	-	dB
Noise Figure	NF	$f_L=260\text{MHz}$	-	3.8	5.5	dB

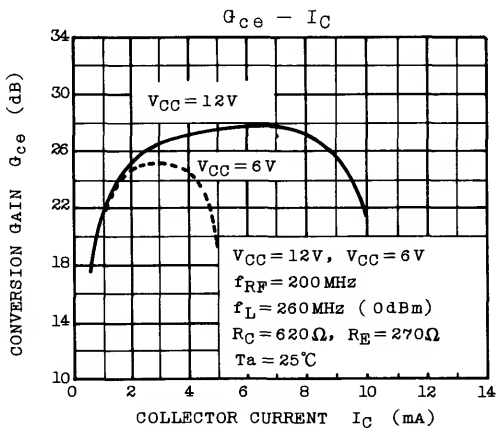
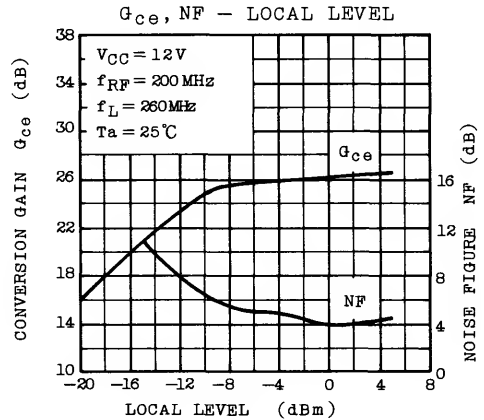
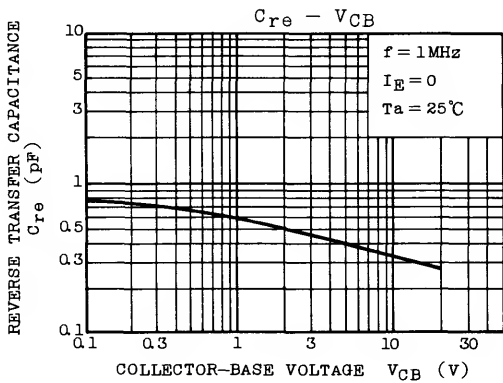
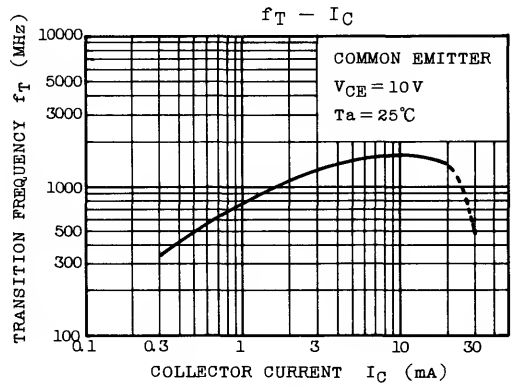
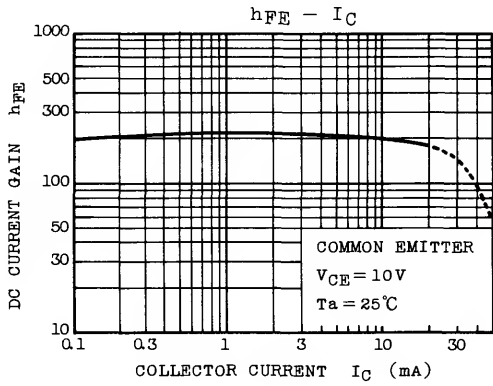
Fig. 1 200MHz Gce, NF TEST CIRCUIT



L1 : 0.8mm ϕ SILVER PLATED COPPER WIRE, 1.5T, 5mm ID

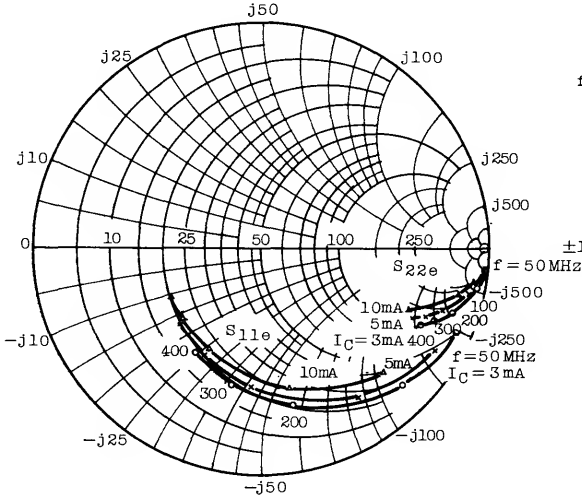
L2 : COIL WITH CORE SCN-5962A ① - ③ (TOKO INC.) OR EQUIVALENT

C : AIR TRIMMER TTA25A200A(MURATA MFG. Co., LTD.) OR EQUIVALENT

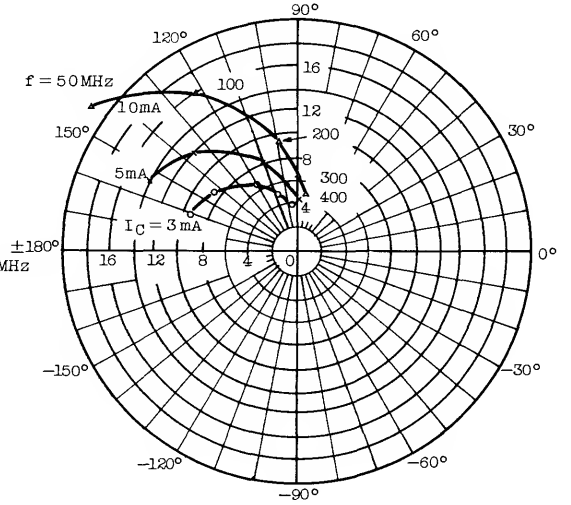


2SC3172

S_{11e}, S_{22e}
 $V_{CE} = 10V$
 $T_a = 25^\circ C$
 (UNIT : Ω)



S_{21e}
 $V_{CE} = 10V$
 $T_a = 25^\circ C$



S_{12e}
 $V_{CE} = 10V$
 $T_a = 25^\circ C$

