

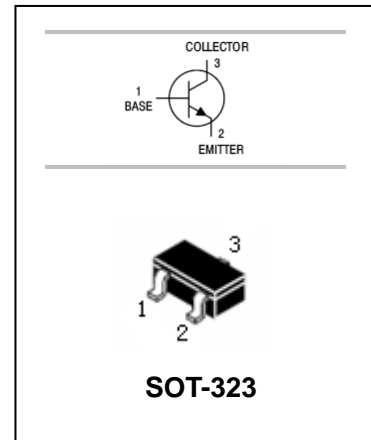


Silicon Epitaxial Planar Transistor

2SC4081

FEATURES

- Excellent h_{FE} linearity.
- Complements the 2A1576A



APPLICATIONS

- NPN Silicon Epitaxial Planar Transistor.
- Switching and amplification.

ORDERING INFORMATION

Type No.	Marking	Package Code
2SC4081	BQ/BR/BS	SOT-323

MAXIMUM RATING @ $T_a=25^\circ\text{C}$ unless otherwise specified

Symbol	Parameter	Value	Units
V_{CBO}	Collector-Base Voltage	60	V
V_{CEO}	Collector-Emitter Voltage	50	V
V_{EBO}	Emitter-Base Voltage	6	V
I_C	Collector Current -Continuous	150	mA
P_C	Collector Dissipation	200	mW
T_{stg}	Storage Temperature	-55 to +150	$^\circ\text{C}$
T_j	Junction Temperature	150	$^\circ\text{C}$



Silicon Epitaxial Planar Transistor

2SC4081

ELECTRICAL CHARACTERISTICS @ Ta=25°C unless otherwise specified

Parameter	Symbol	Test conditions	MIN	TYP	MAX	UNIT
Collector-base breakdown voltage	$V_{(BR)CBO}$	$I_C=50\mu A, I_E=0$	60			V
Collector-emitter breakdown voltage	$V_{(BR)CEO}$	$I_C=1mA, I_B=0$	50			V
Emitter-base breakdown voltage	$V_{(BR)EBO}$	$I_E=50\mu A, I_C=0$	6			V
Collector cut-off current	I_{CBO}	$V_{CB}=60V, I_E=0$			0.1	μA
Emitter cut-off current	I_{EBO}	$V_{EB}=6V, I_C=0$			0.1	μA
DC current gain	h_{FE}	$V_{CE}=6V, I_C=1mA$	120		560	
Collector-emitter saturation voltage	$V_{CE(sat)}$	$I_{CE}=50mA, I_B=5mA$			0.4	V
Transition frequency	f_T	$V_{CE}=12V, I_C=2mA, f=30MHz$		180		MHz
Collector output capacitance	C_{ob}	$V_{CB}=12V, I_E=0, f=1MHz$			3.5	pF

CLASSIFICATION OF h_{FE}

Rank	Q	R	S
Range	120-270	180-390	270-560
Marking	BQ	BR	BS

Silicon Epitaxial Planar Transistor

2SC4081

TYPICAL CHARACTERISTICS @ Ta=25°C unless otherwise specified

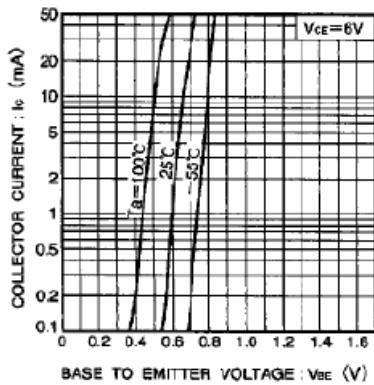


Fig.1 Grounded emitter propagation characteristics

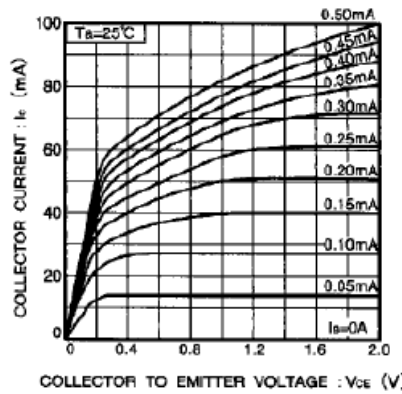


Fig.2 Grounded emitter output characteristics (I)

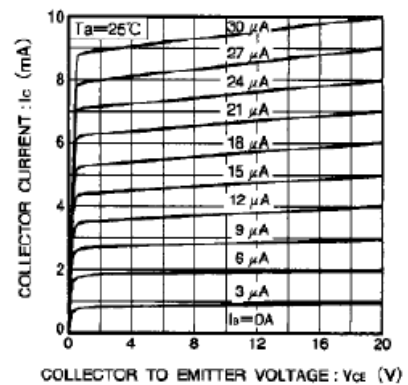


Fig.3 Grounded emitter output characteristics (II)

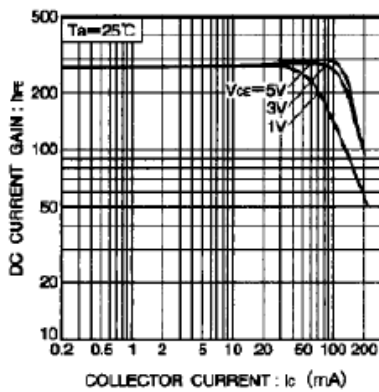


Fig.4 DC current gain vs. collector current (I)

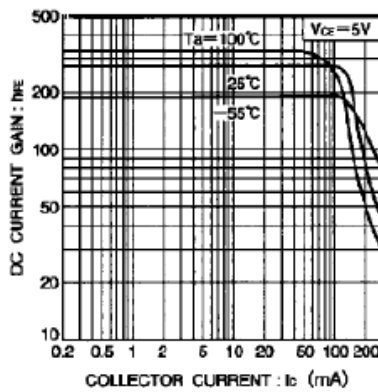


Fig.5 DC current gain vs. collector current (II)

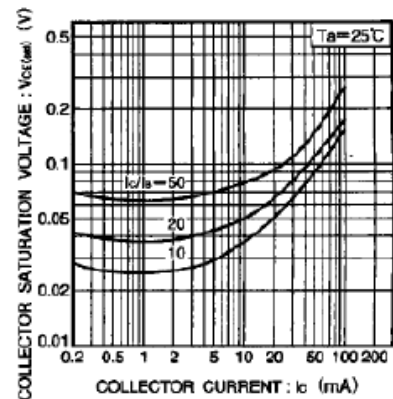


Fig.6 Collector-emitter saturation voltage vs. collector current

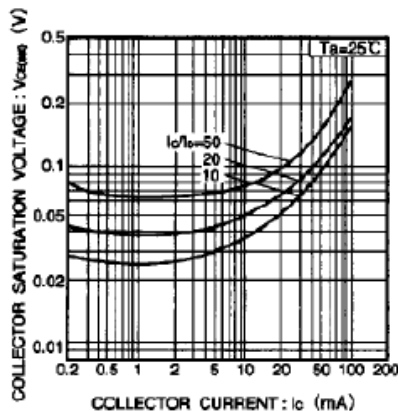


Fig.7 Collector-emitter saturation voltage vs. collector current (I)

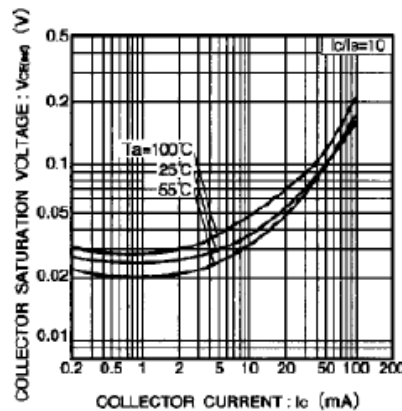


Fig.8 Collector-emitter saturation voltage vs. collector current (II)

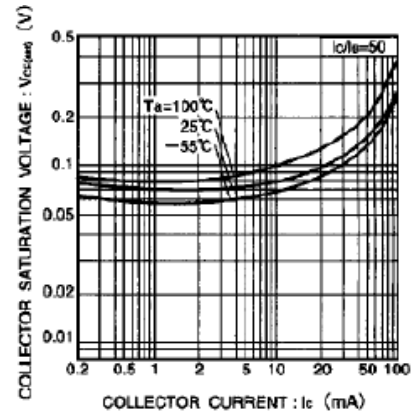


Fig.9 Collector-emitter saturation voltage vs. collector current (III)



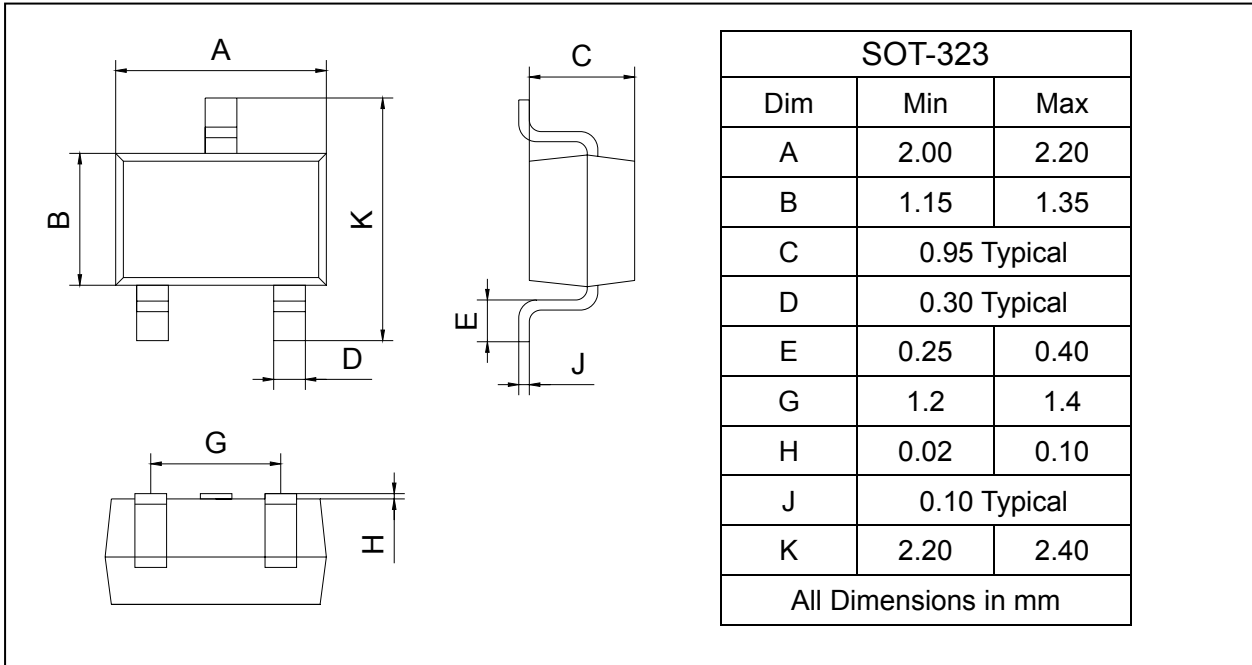
Silicon Epitaxial Planar Transistor

2SC4081

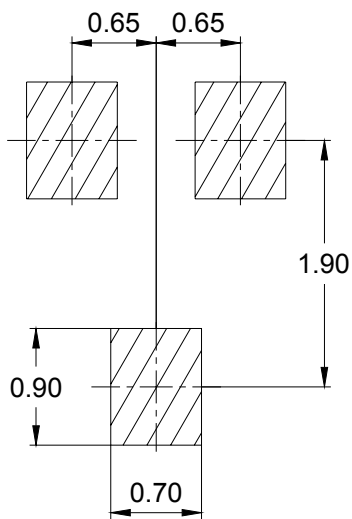
PACKAGE OUTLINE

Plastic surface mounted package

SOT-323



SOLDERING FOOTPRINT



PACKAGE INFORMATION

Device	Package	Shipping
2SC4081	SOT-323	3000/Tape&Reel