

Silicon NPN Power Transistors

2SC4437

DESCRIPTION

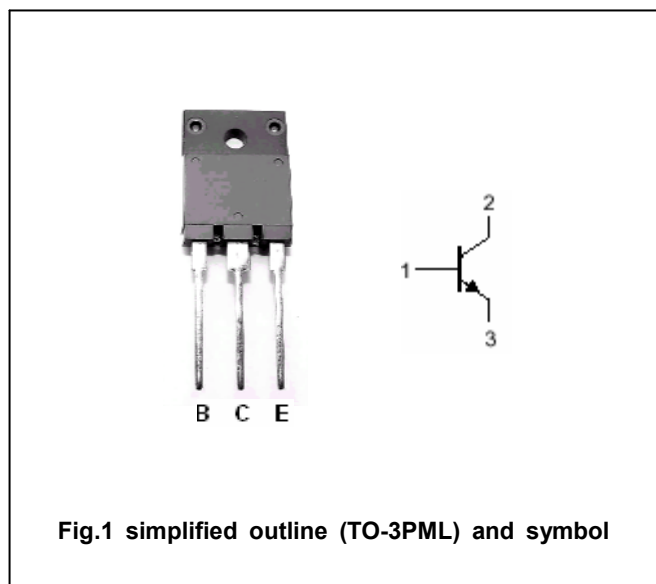
- With TO-3PML package
- High speed
- High breakdown voltage
- High reliability

APPLICATIONS

- Ultrahigh-definition color display
- Horizontal deflection output applications

PINNING

PIN	DESCRIPTION
1	Base
2	Collector
3	Emitter

Absolute maximum ratings($T_a=25^\circ\text{C}$)

SYMBOL	PARAMETER	CONDITIONS	VALUE	UNIT
V_{CBO}	Collector-base voltage	Open emitter	1500	V
V_{CEO}	Collector-emitter voltage	Open base	800	V
V_{EBO}	Emitter-base voltage	Open collector	7	V
I_C	Collector current		5	A
I_{CM}	Collector current-peak		16	A
P_C	Collector power dissipation		3	W
		$T_C=25^\circ\text{C}$	50	
T_j	Junction temperature		150	$^\circ\text{C}$
T_{stg}	Storage temperature		-55~150	$^\circ\text{C}$

Silicon NPN Power Transistors

2SC4437

CHARACTERISTICS

T_j=25°C unless otherwise specified

SYMBOL	PARAMETER	CONDITIONS	MIN	TYP.	MAX	UNIT
V _{CEO(SUS)}	Collector-emitter sustaining voltage	I _C =100mA; I _B =0	800			V
V _{CEsat}	Collector-emitter saturation voltage	I _C =4A; I _B =1A			5	V
V _{BEsat}	Base-emitter saturation voltage	I _C =4A; I _B =1A			1.5	V
I _{CES}	Collector cut-off current	V _{CE} =1500V			1.0	mA
I _{CBO}	Collector cut-off current	V _{CB} =800V; I _E =0			10	μA
I _{EBO}	Emitter cut-off current	V _{EB} =4V; I _C =0			1.0	mA
h _{FE-1}	DC current gain	I _C =1A; V _{CE} =5V	8			
h _{FE-2}	DC current gain	I _C =4A; V _{CE} =5V	4		6	

Switching times

t _{stg}	Storage time	I _C =4A; I _{B1} =0.8A; I _{B2} =-1.6A; V _{CC} =250V			3.0	μs
t _f	Fall time				0.3	μs

Silicon NPN Power Transistors

2SC4437

PACKAGE OUTLINE

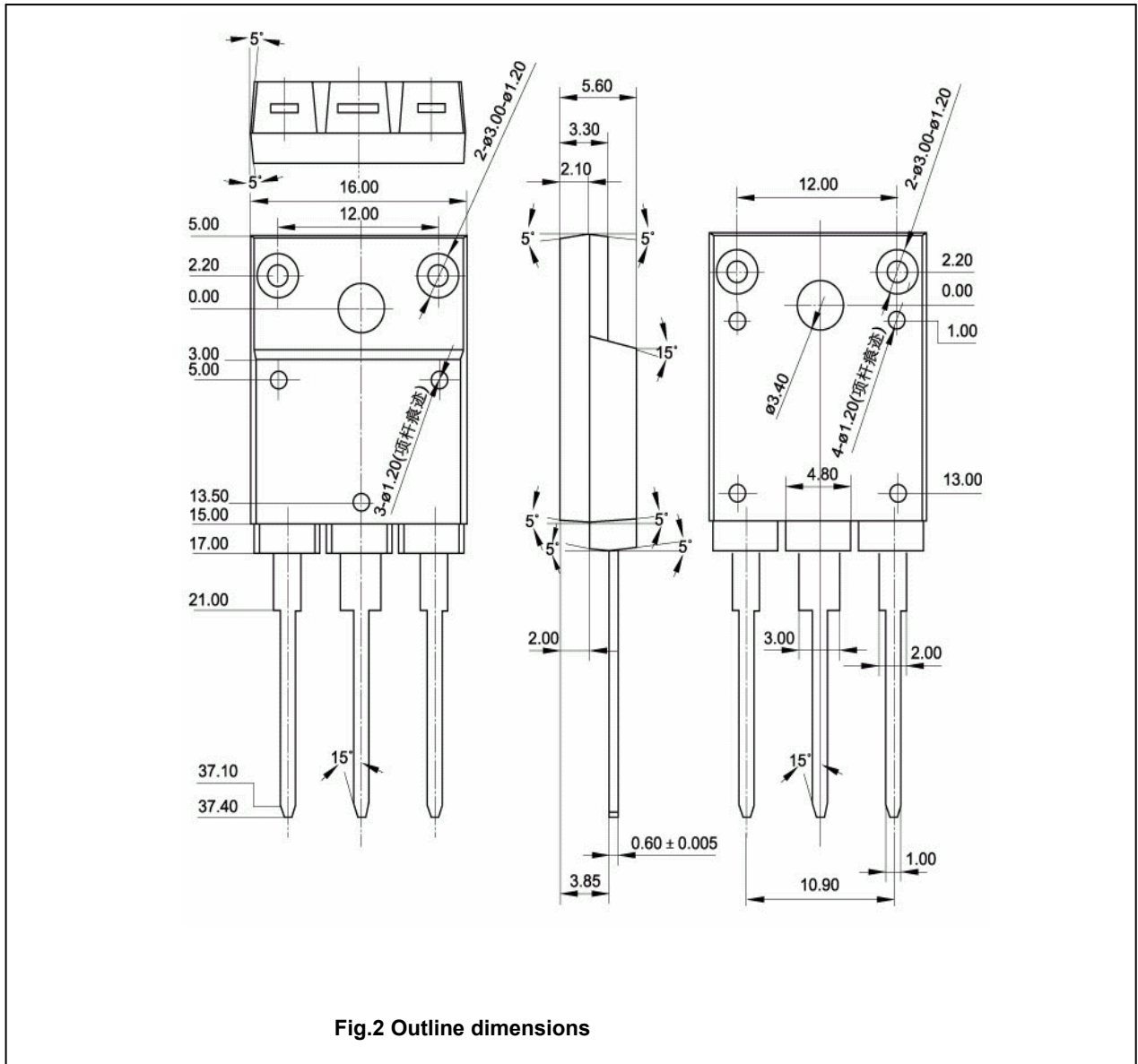


Fig.2 Outline dimensions

Silicon NPN Power Transistors

2SC4437

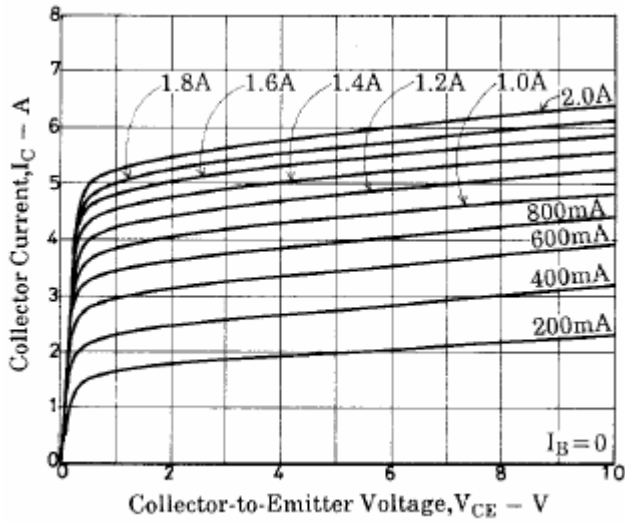


Fig.3 Static Characteristic

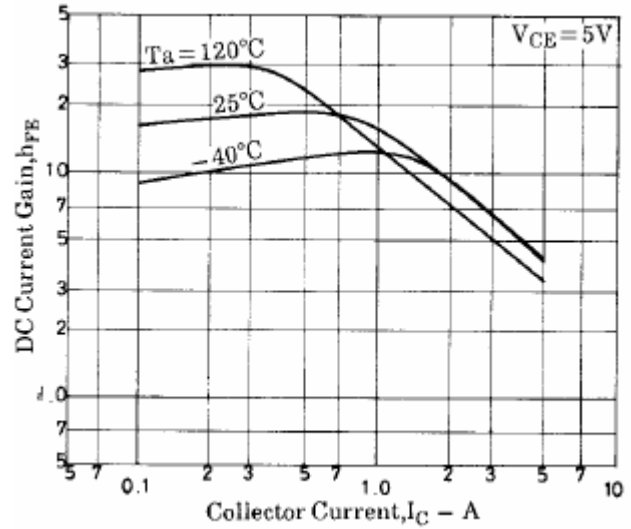


Fig.4 DC current Gain

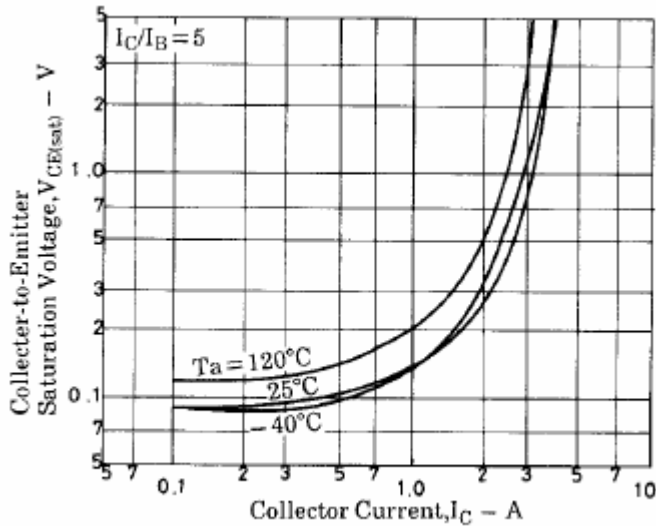


Fig.5 Collector-Emitter Saturation Voltage

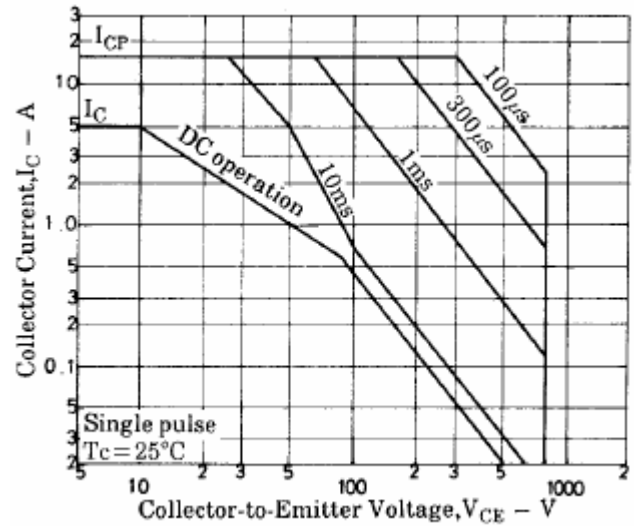


Fig.6 Safe Operating Area