

## Silicon NPN Power Transistors

2SC4662

## DESCRIPTION

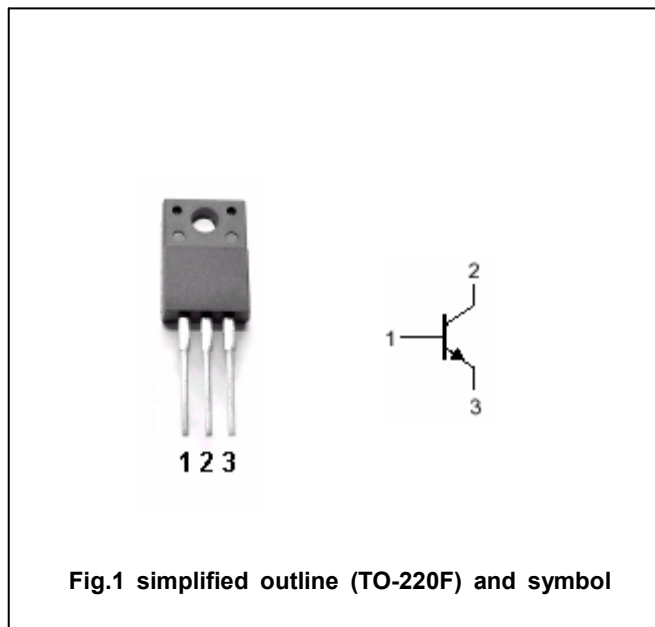
- With TO-220F package
- High voltage.
- High speed switching

## APPLICATIONS

- For switching regulator and general purpose applications

## PINNING

PIN	DESCRIPTION
1	Base
2	Collector
3	Emitter



## Absolute maximum ratings (Ta=25℃)

SYMBOL	PARAMETER	CONDITIONS	VALUE	UNIT
V <sub>CBO</sub>	Collector-base voltage	Open emitter	500	V
V <sub>CEO</sub>	Collector-emitter voltage	Open base	400	V
V <sub>EBO</sub>	Emitter-base voltage	Open collector	10	V
I <sub>C</sub>	Collector current		5	A
I <sub>CM</sub>	Collector current-peak		10	A
I <sub>B</sub>	Base current		2	A
P <sub>C</sub>	Collector dissipation	T <sub>C</sub> =25℃	30	W
T <sub>j</sub>	Junction temperature		150	℃
T <sub>stg</sub>	Storage temperature		-55~150	℃

## Silicon NPN Power Transistors

## 2SC4662

## CHARACTERISTICS

T<sub>j</sub>=25°C unless otherwise specified

SYMBOL	PARAMETER	CONDITIONS	MIN	TYP.	MAX	UNIT
V <sub>(BR)CEO</sub>	Collector-emitter breakdown voltage	I <sub>C</sub> =25mA ; I <sub>B</sub> =0	400			V
V <sub>CEsat</sub>	Collector-emitter saturation voltage	I <sub>C</sub> =1.5A ; I <sub>B</sub> =0.3A			0.5	V
V <sub>BEsat</sub>	Base-emitter saturation voltage	I <sub>C</sub> =1.5A ; I <sub>B</sub> =0.3A			1.3	V
I <sub>CBO</sub>	Collector cut-off current	V <sub>CB</sub> =500V ; I <sub>E</sub> =0			100	μA
I <sub>EBO</sub>	Emitter cut-off current	V <sub>EB</sub> =10V ; I <sub>C</sub> =0			100	μA
h <sub>FE</sub>	DC current gain	I <sub>C</sub> =1.5A ; V <sub>CE</sub> =4V	10		30	
C <sub>OB</sub>	Output capacitance	I <sub>E</sub> =0 ; V <sub>CB</sub> =10V ; f=1MHz		30		pF
f <sub>T</sub>	Transition frequency	I <sub>E</sub> =-0.3A ; V <sub>CE</sub> =12V		20		MHz

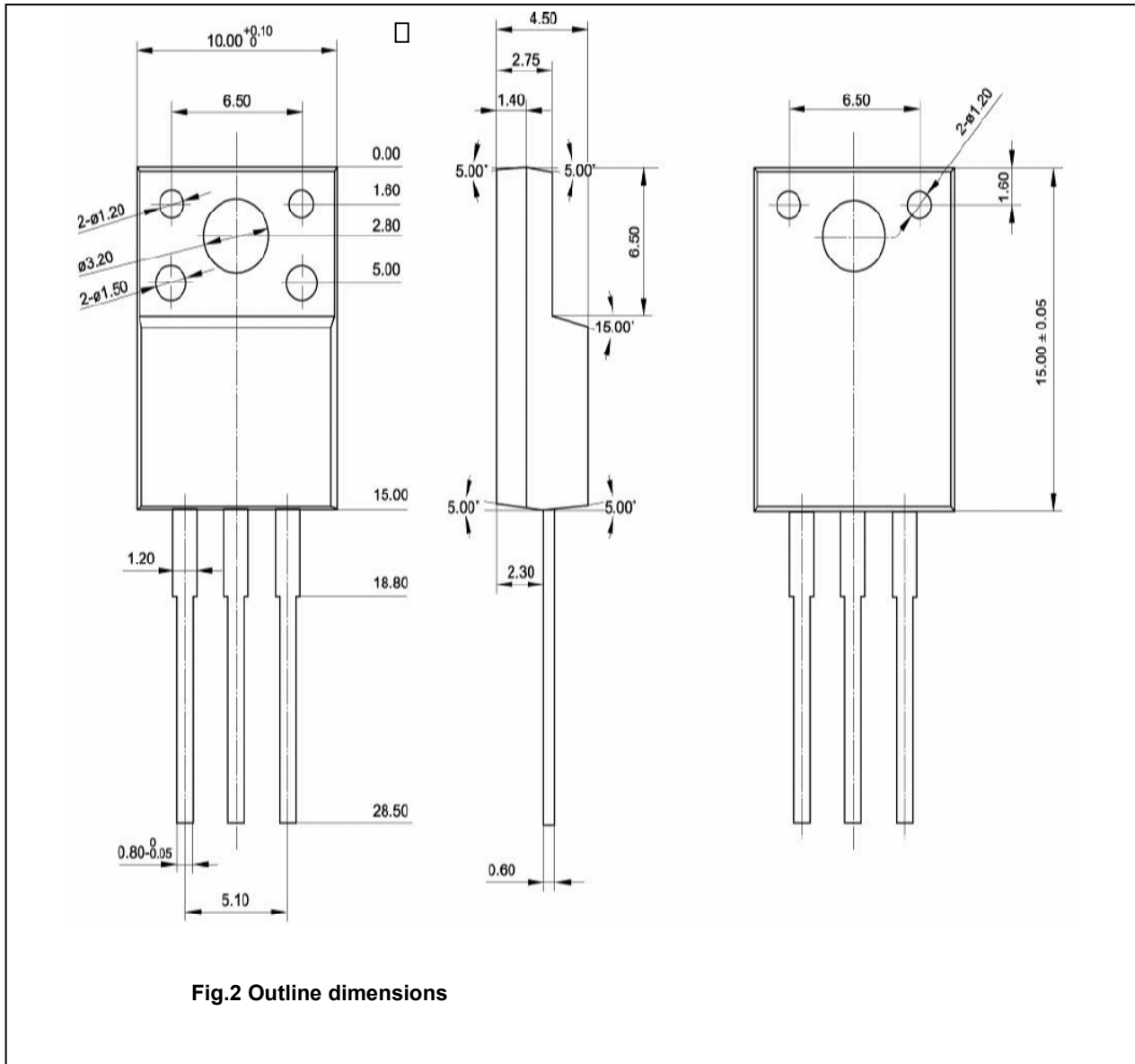
## Switching times

t <sub>on</sub>	Turn-on time	I <sub>C</sub> =1.5A ; I <sub>B1</sub> =0.15A I <sub>B2</sub> =-0.3A V <sub>CC</sub> =200V , R <sub>L</sub> =133Ω			1.0	μs
t <sub>s</sub>	Storage time				2.5	μs
t <sub>f</sub>	Fall time				0.5	μs

Silicon NPN Power Transistors

2SC4662

PACKAGE OUTLINE



Silicon NPN Power Transistors

2SC4662

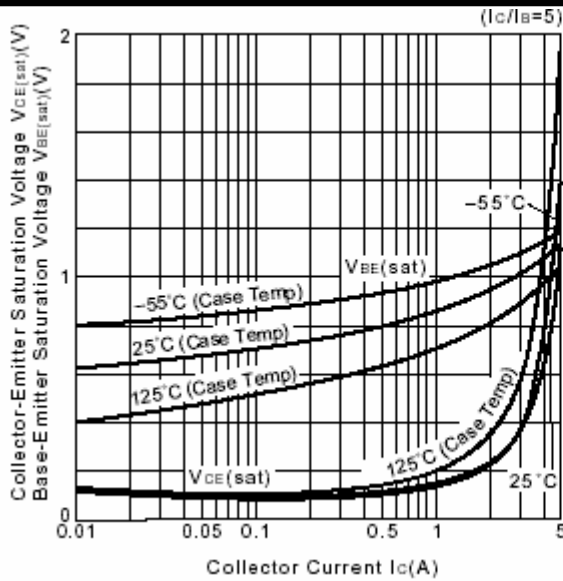


Fig.3 Base-Emmitter Saturation Voltage  
Collector-Emmitter Saturation Voltage

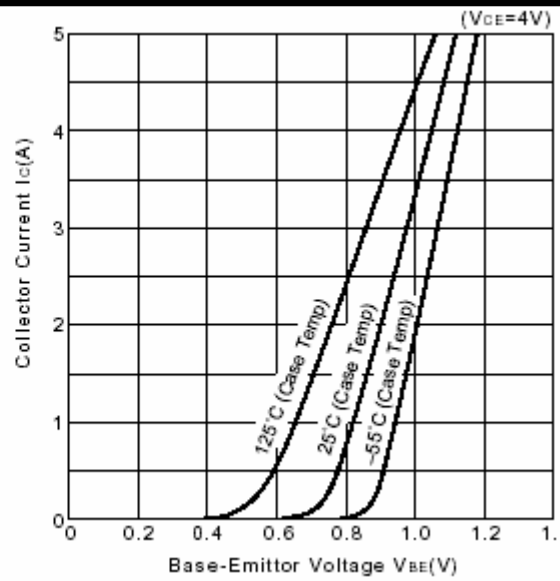


Fig.4  $I_C - V_{BE}$

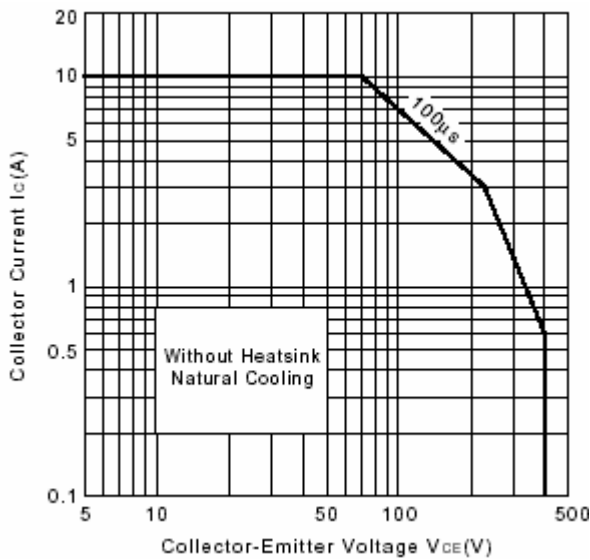


Fig.5 Safe Operating Area

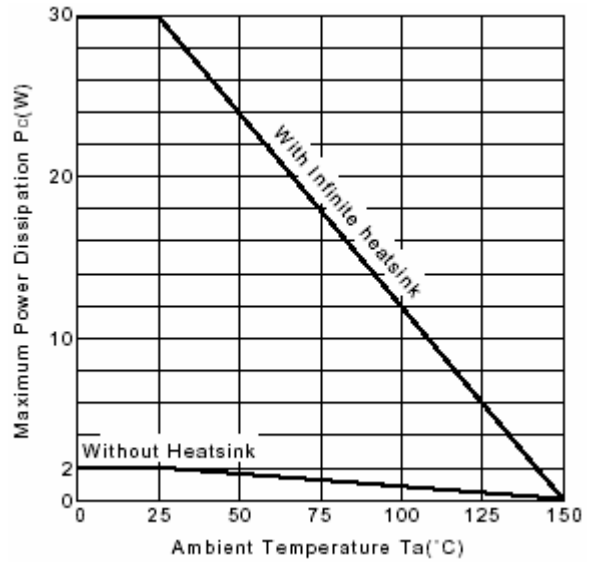


Fig.6  $P_C - T_a$  Derating

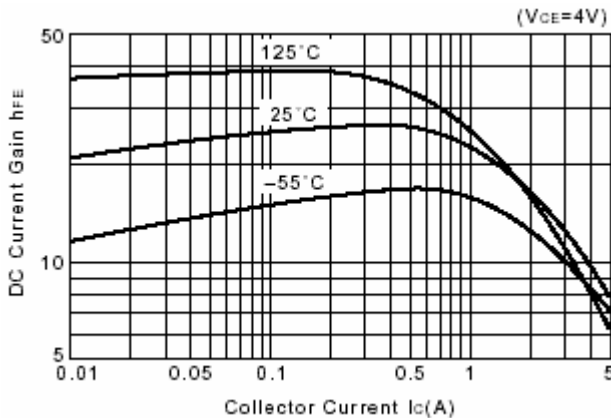


Fig.7 DC current Gain