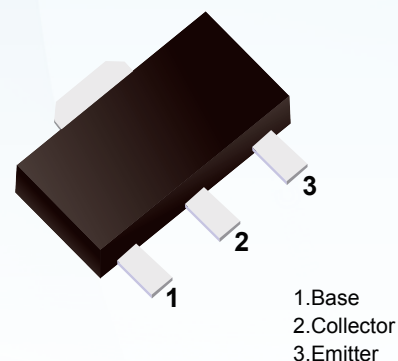


## ■ NPN Transistors

### ■ Features

- Low Saturation Voltage
- Excellent  $h_{FE}$  Characteristics
- Complementary to 2SA1797



■ Simplified outline(SOT-89)

### ■ Absolute Maximum Ratings $T_a = 25^\circ\text{C}$

Parameter	Symbol	Rating	Unit
Collector - Base Voltage	$V_{CB0}$	60	V
Collector - Emitter Voltage	$V_{CE0}$	50	
Emitter - Base Voltage	$V_{EB0}$	6	
Collector Current - Continuous	$I_C$	2	A
Collector Power Dissipation	$P_C$	500	mW
Thermal Resistance From Junction To Ambient	$R_{\theta JA}$	250	$^\circ\text{C}/\text{W}$
Junction Temperature	$T_J$	150	$^\circ\text{C}$
Storage Temperature Range	$T_{stg}$	-55 to 150	

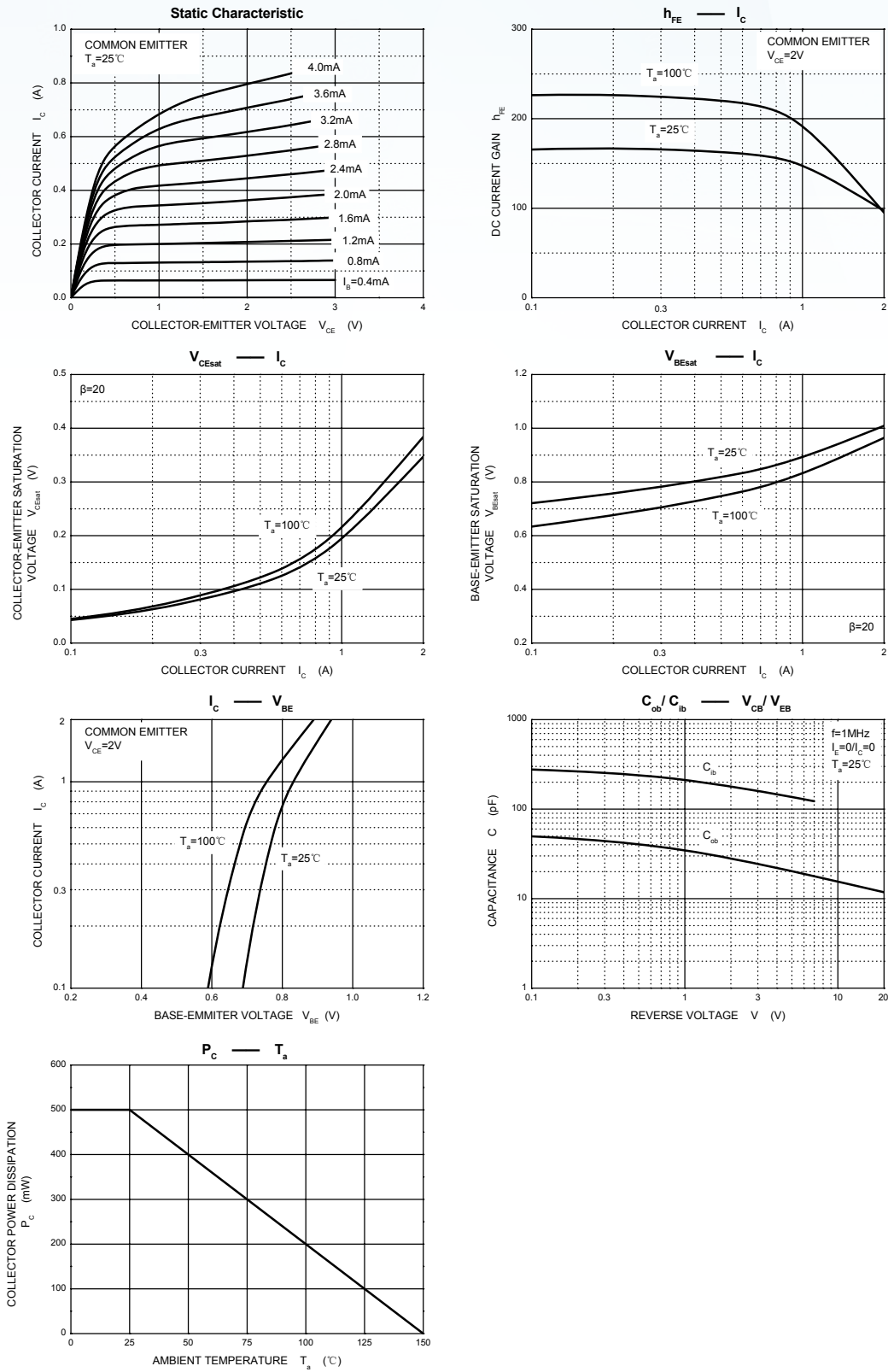
### ■ Electrical Characteristics $T_a = 25^\circ\text{C}$

Parameter	Symbol	Test Conditions	Min	Typ	Max	Unit
Collector- base breakdown voltage	$V_{CB0}$	$I_C = 50 \mu\text{A}$ , $I_E = 0$	60			V
Collector- emitter breakdown voltage	$V_{CE0}$	$I_C = 1 \text{ mA}$ , $I_B = 0$	50			
Emitter - base breakdown voltage	$V_{EB0}$	$I_E = 50 \mu\text{A}$ , $I_C = 0$	6			
Collector-base cut-off current	$I_{CB0}$	$V_{CB} = 60\text{V}$ , $I_E = 0$			0.1	$\mu\text{A}$
Emitter cut-off current	$I_{EB0}$	$V_{EB} = 5\text{V}$ , $I_C = 0$			0.1	
Collector-emitter saturation voltage	$V_{CE(sat)}$	$I_C = 1\text{A}$ , $I_B = 50\text{mA}$			0.35	V
Base - emitter saturation voltage	$V_{BE(sat)}$	$I_C = 1\text{A}$ , $I_B = 50\text{mA}$			1.2	
DC current gain	$h_{FE}$	$V_{CE} = 2\text{V}$ , $I_C = 500\text{mA}$	82		390	
Collector output capacitance	$C_{ob}$	$V_{CB} = 10\text{V}$ , $I_E = 0$ , $f = 1\text{MHz}$		25		pF
Transition frequency	$f_T$	$V_{CE} = 2\text{V}$ , $I_C = 500\text{mA}$ , $f = 100\text{MHz}$		210		MHz

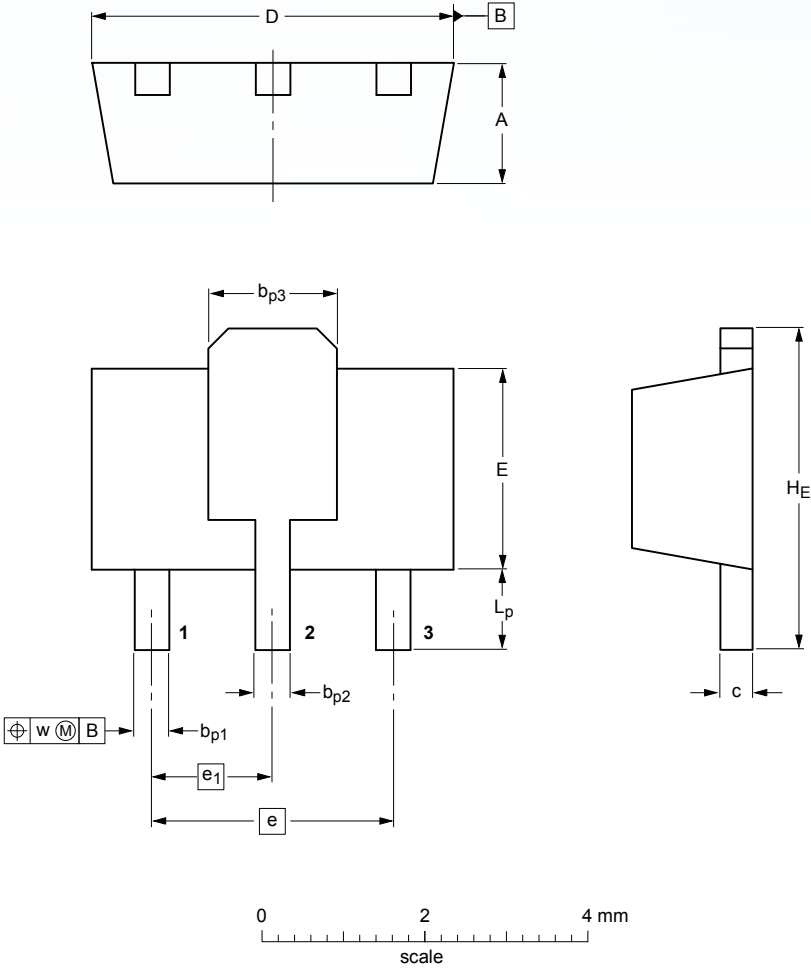
### ■ Classification of $h_{FE}$

Type	2SC4672-P	2SC4672-Q	2SC4672-R
Range	82-180	120-270	180-390
Marking	DKP	DKQ	DKR

Typical Characteristics



■ SOT-89



DIMENSIONS (mm are the original dimensions)

UNIT	A	b <sub>p1</sub>	b <sub>p2</sub>	b <sub>p3</sub>	c	D	E	e	e <sub>1</sub>	H <sub>E</sub>	L <sub>p</sub>	w
mm	1.6 1.4	0.48 0.35	0.53 0.40	1.8 1.4	0.44 0.23	4.6 4.4	2.6 2.4	3.0	1.5	4.25 3.75	1.2 0.8	0.13

## Disclaimer

EVVOSEMI ("EVVO") reserves the right to make corrections, enhancements, improvements, and other changes to its products and services at any time, and to discontinue any product or service without notice.

EVVO warrants the performance of its hardware products to the specifications applicable at the time of sale in accordance with its standard warranty. Testing and other quality control techniques are used as deemed necessary by EVVO to support this warranty. Except where mandated by government requirements, testing of all parameters of each product is not necessarily performed.

Customers should obtain and confirm the latest product information and specifications before final design, purchase, or use. EVVO makes no warranty, representation, or guarantee regarding the suitability of its products for any particular purpose, nor does EVVO assume any liability for application assistance or customer product design. EVVO does not warrant or accept any liability for products that are purchased or used for any unintended or unauthorized application.

EVVO products are not authorized for use as critical components in life support devices or systems without the express written approval of EVVOSEMI.

The EVVO logo and EVVOSEMI are trademarks of EVVOSEMI or its subsidiaries in relevant jurisdictions. EVVO reserves the right to make changes without further notice to any products herein.