

2SC4796

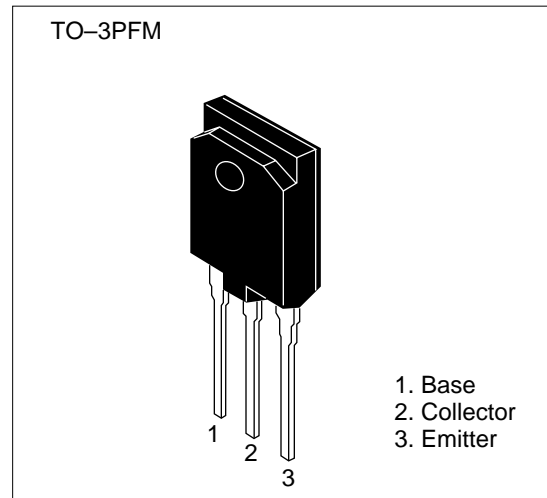
Silicon NPN Triple Diffused

Application

TV / character display horizontal deflection output

Features

- High speed switching
 $t_f \leq 0.6 \mu s$
- High breakdown voltage
 $V_{CBO} = 1700 V$
- Isolated package
TO-3PFM



Absolute Maximum Ratings (Ta = 25°C)

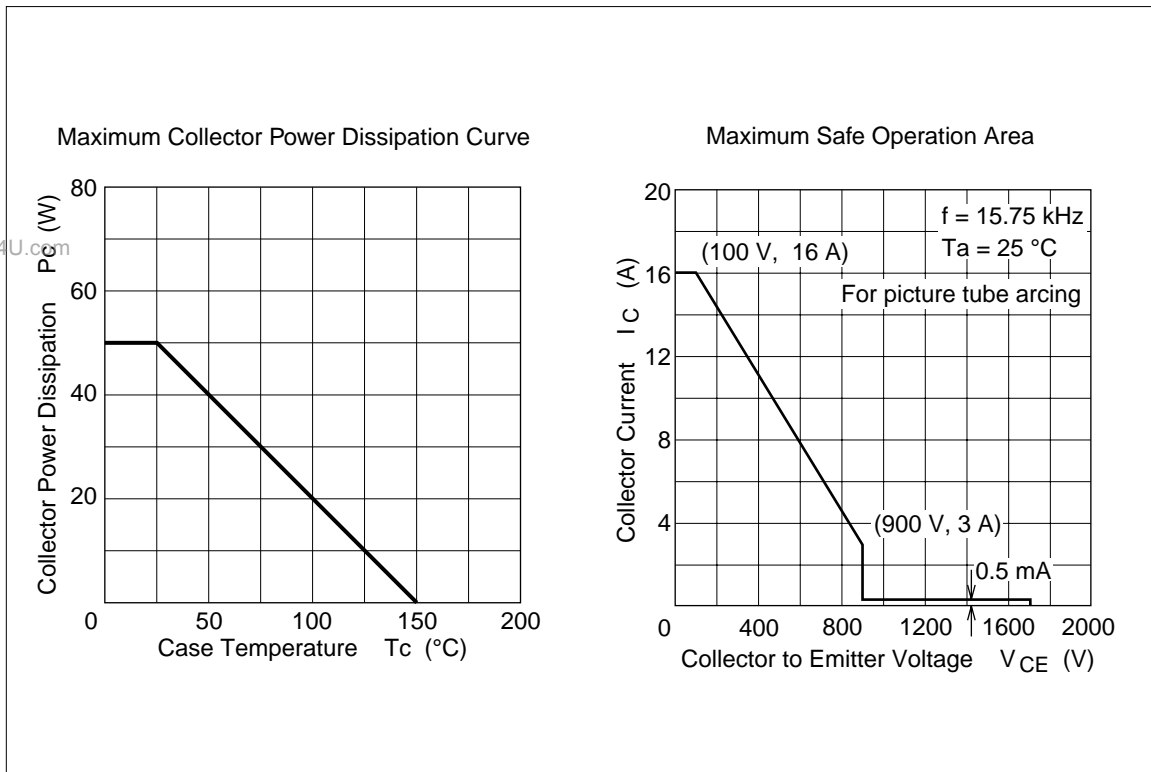
Item	Symbol	Rating	Unit
Collector to base voltage	V_{CBO}	1700	V
Collector to emitter voltage	V_{CEO}	900	V
Emitter to base voltage	V_{EBO}	6	V
Collector current	I_C	6	A
Collector surge current	$i_{c(surge)}$	16	A
Collector power dissipation	P_C^{*1}	50	W
Junction temperature	T_j	150	°C
Storage temperature	T_{stg}	-55 to +150	°C

Note: 1. Value at $T_C = 25^\circ C$.

2SC4796

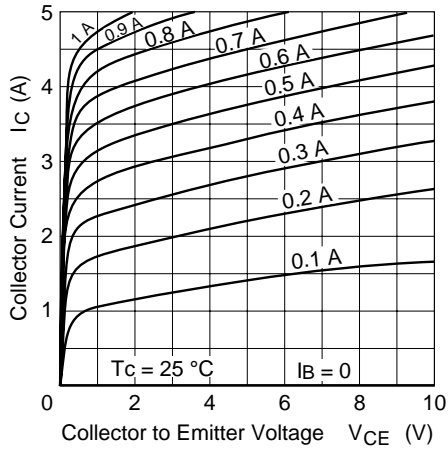
Electrical Characteristics (Ta = 25°C)

Item	Symbol	Min	Typ	Max	Unit	Test Conditions
Collector to emitter breakdown voltage	$V_{(BR)CEO}$	900	—	—	V	$I_C = 10 \text{ mA}$, $R_{BE} = \infty$
Emitter to base breakdown voltage	$V_{(BR)EBO}$	6	—	—	V	$I_E = 10 \text{ mA}$, $I_C = 0$
Collector cutoff current	I_{CES}	—	—	500	μA	$V_{CE} = 1700 \text{ V}$, $R_{BE} = 0$
DC current transfer ratio	h_{FE}	—	—	35		$V_{CE} = 5 \text{ V}$, $I_C = 1 \text{ A}$
Collector to emitter saturation voltage	$V_{CE(sat)}$	—	—	5	V	$I_C = 5 \text{ A}$, $I_B = 1 \text{ A}$
Base to emitter saturation voltage	$V_{BE(sat)}$	—	—	1.5	V	$I_C = 5 \text{ A}$, $I_B = 1 \text{ A}$
Fall time	t_f	—	—	0.6	μs	$I_{CP} = 5 \text{ A}$, $I_{B1} = 1 \text{ A}$ $I_{B2} = -2 \text{ A}$, $f_H = 31.5 \text{ kHz}$

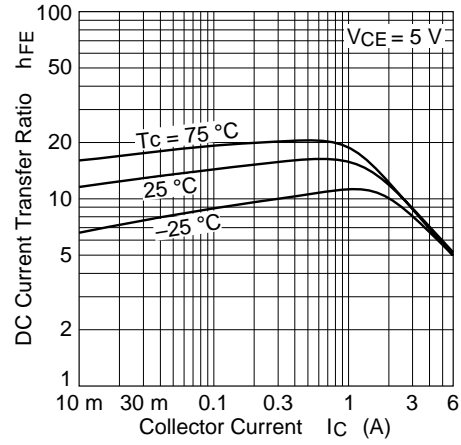


2SC4796

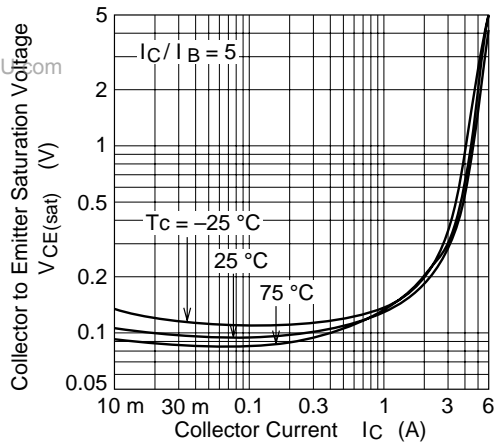
Typical Output Characteristics



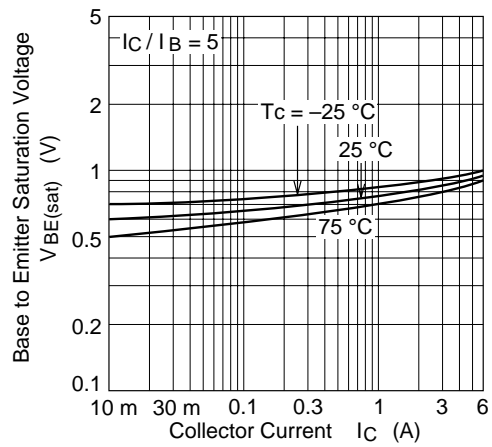
DC Current Transfer Ratio vs. Collector Current



Collector to Emitter Saturation Voltage vs. Collector Current



Base to Emitter Saturation Voltage vs. Collector Current



2SC4796

