

Silicon NPN Power Transistors

2SC5242

DESCRIPTION

www.datasheet4u.com

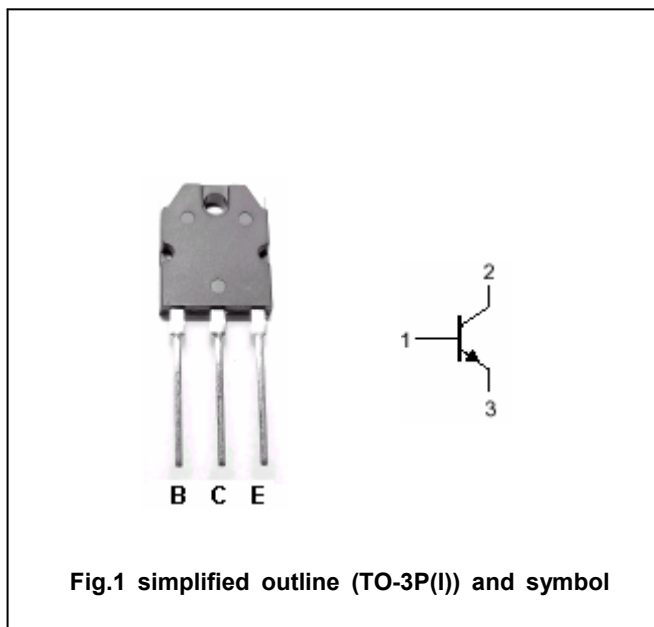
- With TO-3P(I) package
- Complement to type 2SA1962
- High collector voltage: $V_{CEO}=230V(\text{Min})$

APPLICATIONS

- Power amplifier applications
- Recommend for 80W high fidelity audio frequency amplifier output stage

PINNING

PIN	DESCRIPTION
1	Base
2	Collector;connected to mounting base
3	Emitter



Absolute maximum ratings($T_c=25^\circ$)

SYMBOL	PARAMETER	CONDITIONS	VALUE	UNIT
V_{CBO}	Collector-base voltage	Open emitter	230	V
V_{CEO}	Collector-emitter voltage	Open base	230	V
V_{EBO}	Emitter-base voltage	Open collector	5	V
I_C	Collector current		15	A
I_B	Base current		1.5	A
P_C	Collector power dissipation	$T_c=25^\circ$	130	W
T_j	Junction temperature		150	$^\circ$
T_{stg}	Storage temperature		-55~150	$^\circ$

Silicon NPN Power Transistors

2SC5242

CHARACTERISTICS

T_j=25°C unless otherwise specified

www.datasheet4u.com

SYMBOL	PARAMETER	CONDITIONS	MIN	TYP.	MAX	UNIT
V _{(BR)CEO}	Collector-emitter breakdown voltage	I _C =50mA; I _B =0	230			V
V _{CEsat}	Collector-emitter saturation voltage	I _C =8 A; I _B =0.8A			3.0	V
V _{BE}	Base-emitter voltage	I _C =7A ; V _{CE} =5V			1.5	V
I _{CBO}	Collector cut-off current	V _{CB} =230V; I _E =0			5	μA
I _{EBO}	Emitter cut-off current	V _{EB} =5V; I _C =0			5	μA
h _{FE-1}	DC current gain	I _C =1A ; V _{CE} =5V	55		160	
h _{FE-2}	DC current gain	I _C =7A ; V _{CE} =5V	35			
f _T	Transition frequency	I _C =1A ; V _{CE} =5V		30		MHz
C _{OB}	Output capacitance	I _E =0; V _{CB} =10V; f=1MHz		200		pF

◆ h_{FE-1} classifications

R	O
55-110	80-160

Silicon NPN Power Transistors

2SC5242

PACKAGE OUTLINE

www.datasheet4u.com

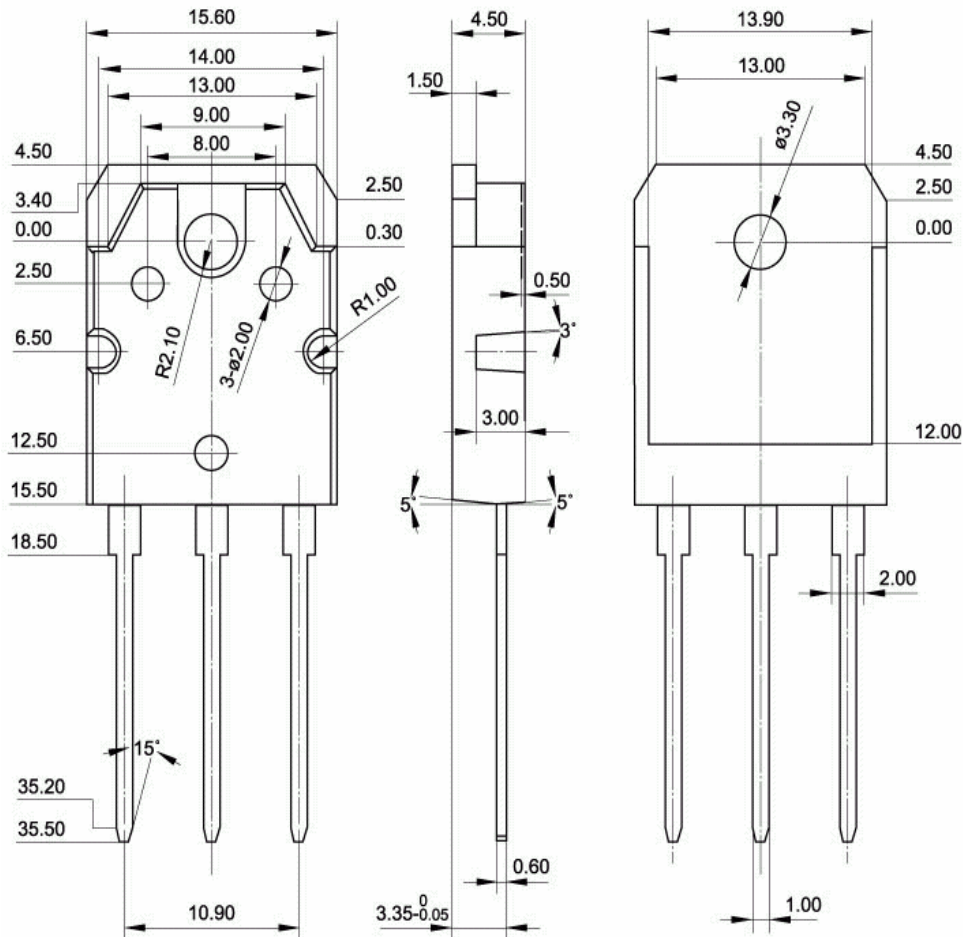


Fig.2 Outline dimensions

Silicon NPN Power Transistors

2SC5242

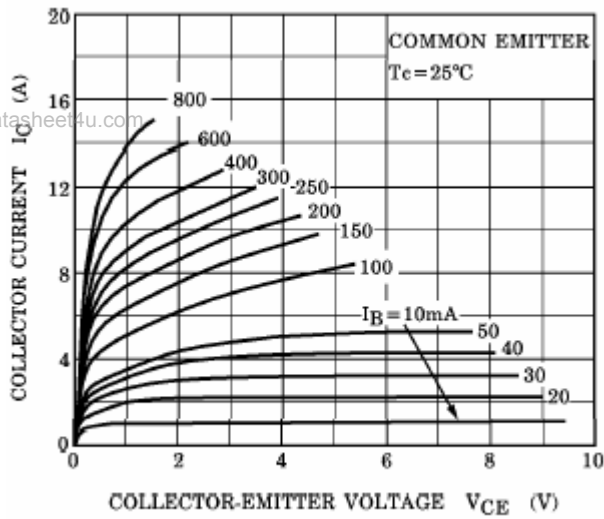


Fig.3 Static Characteristic

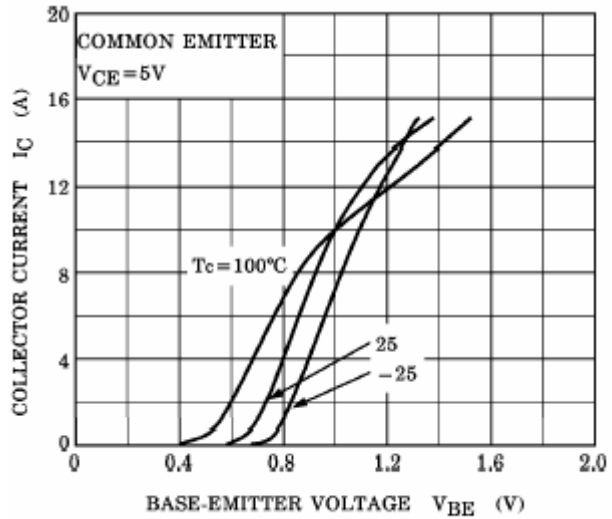


Fig.4 Base-Emitter On Voltage

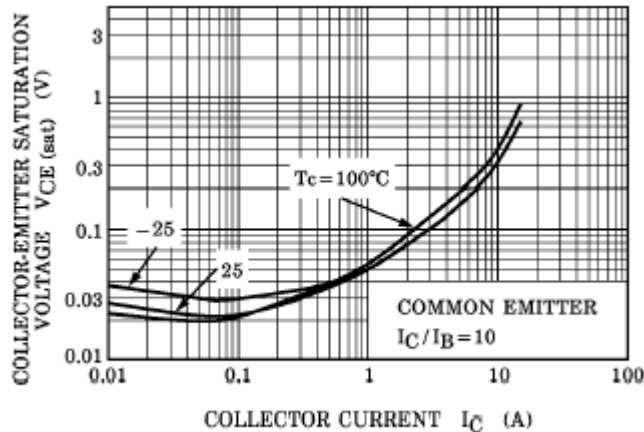


Fig.5 Collector-Emitter Saturation Voltage

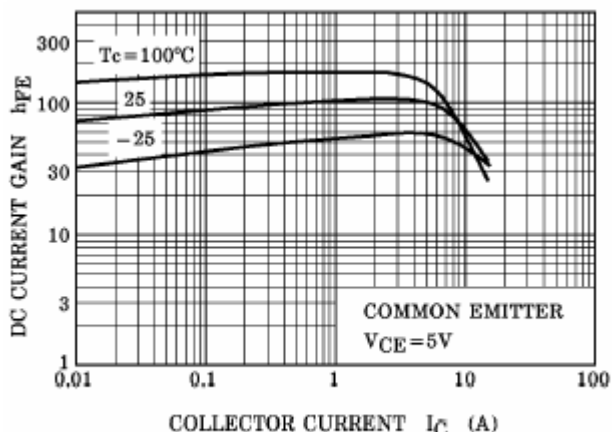


Fig.6 DC current Gain

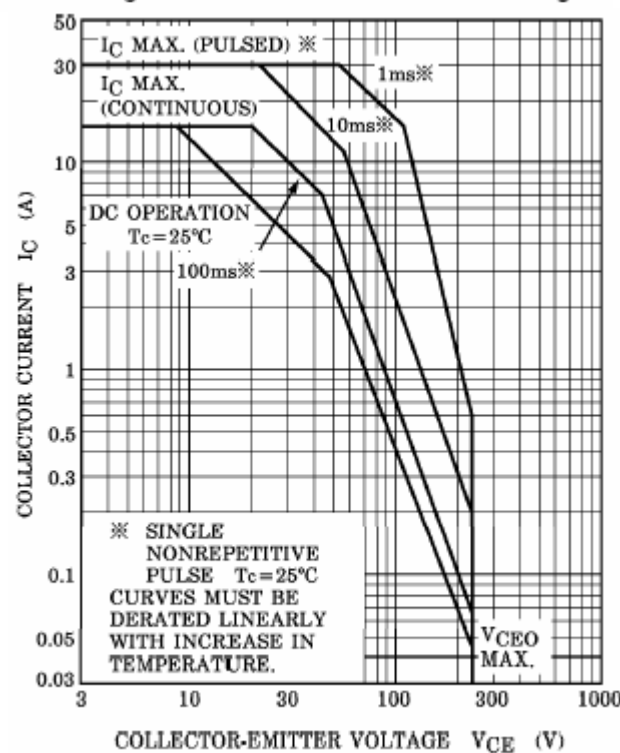


Fig.7 Safe Operating Area