

**Description**

- Medium power amplifier

**Features**

- Large collector current :  $I_C=500\text{mA}$
- Low collector saturation voltage enabling low-voltage operation
- Complementary pair with 2SA1979UF

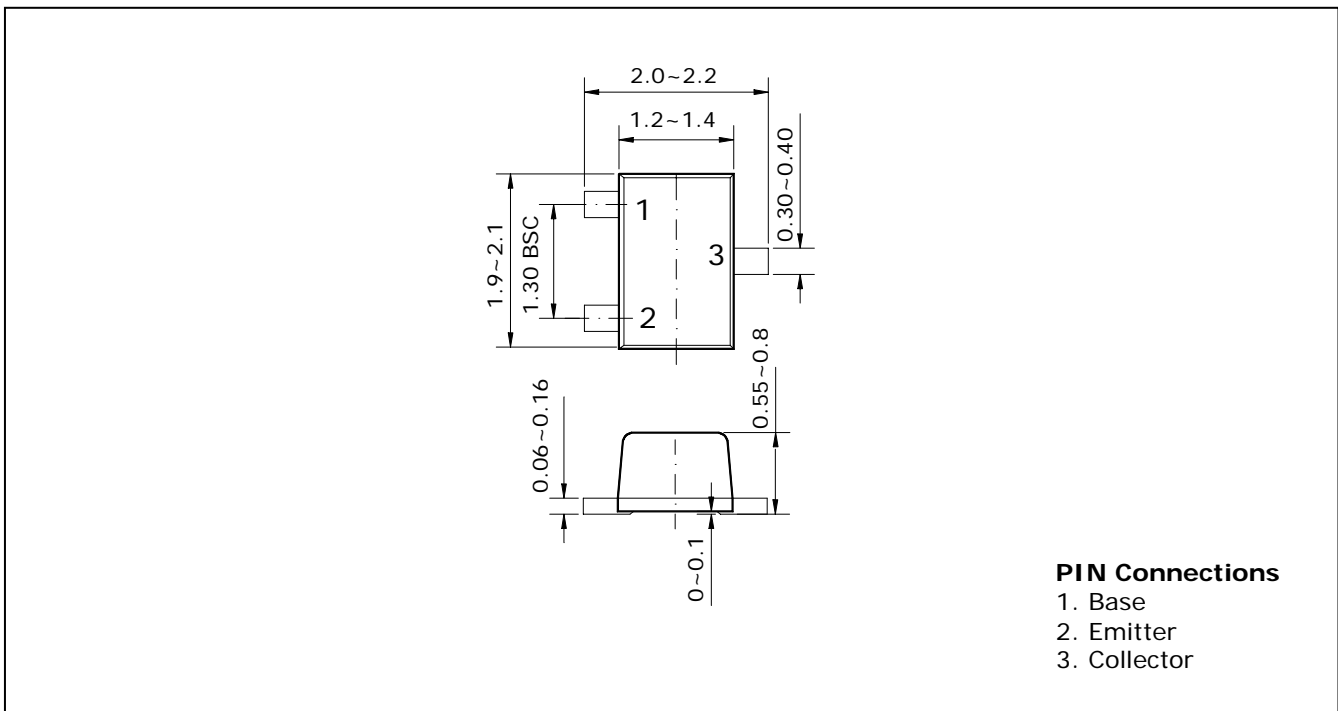
**Ordering Information**

Type NO.	Marking	Package Code
2SC5342UF	B□	SOT-323F

□ :  $h_{FE}$  rank

**Outline Dimensions**

**unit : mm**



## Absolute maximum ratings

(Ta=25°C)

Characteristic	Symbol	Ratings	Unit
Collector-Base voltage	$V_{CBO}$	40	V
Collector-Emitter voltage	$V_{CEO}$	32	V
Emitter-Base voltage	$V_{EBO}$	5	V
Collector current	$I_C$	500	mA
Collector dissipation	$P_C$	200	mW
Junction temperature	$T_J$	150	°C
Storage temperature	$T_{stg}$	-55 ~ 150	°C

## Electrical Characteristics

(Ta=25°C)

Characteristic	Symbol	Test Condition	Min.	Typ.	Max.	Unit
Collector-Base breakdown voltage	$BV_{CBO}$	$I_C=100\mu A, I_E=0$	40	-	-	V
Collector-Emitter breakdown voltage	$BV_{CEO}$	$I_C=1mA, I_B=0$	32	-	-	V
Emitter-Base breakdown voltage	$BV_{EBO}$	$I_E=10\mu A, I_C=0$	5	-	-	V
Collector cut-off current	$I_{CBO}$	$V_{CB}=40V, I_E=0$	-	-	0.1	$\mu A$
Emitter cut-off current	$I_{EBO}$	$V_{EB}=5V, I_C=0$	-	-	0.1	$\mu A$
DC current gain	$h_{FE}^*$	$V_{CE}=1V, I_C=100mA$	70	-	240	-
Collector-Emitter saturation voltage	$V_{CE(sat)}$	$I_C=100mA, I_B=10mA$	-	-	0.25	V
Transition frequency	$f_T$	$V_{CE}=6V, I_E=-20mA$	-	300	-	MHz
Collector output capacitance	$C_{ob}$	$V_{CB}=6V, I_E=0, f=1MHz$	-	7.0	-	pF

\* :  $h_{FE}$  Rank / O : 70~140, Y : 120~240

Electrical Characteristic Curves

Fig. 1  $P_c - T_a$

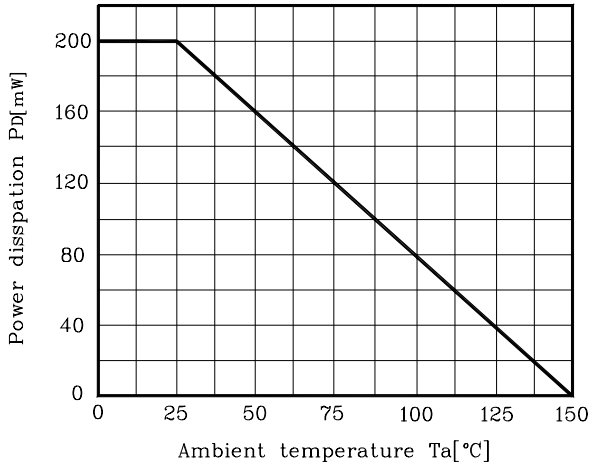


Fig. 2  $I_c - V_{BE}$

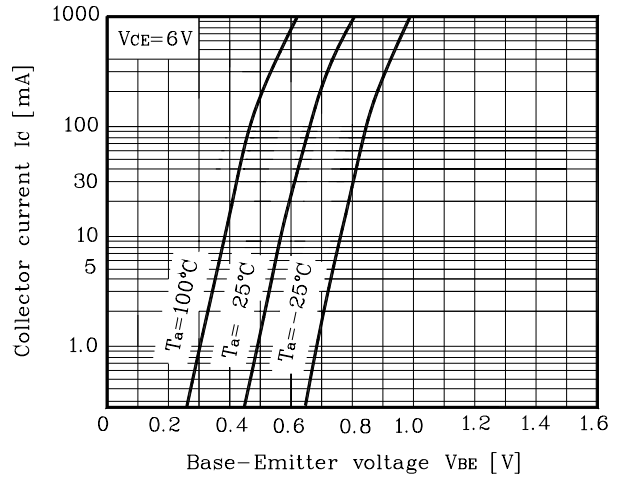


Fig. 3  $I_c - V_{CE}$

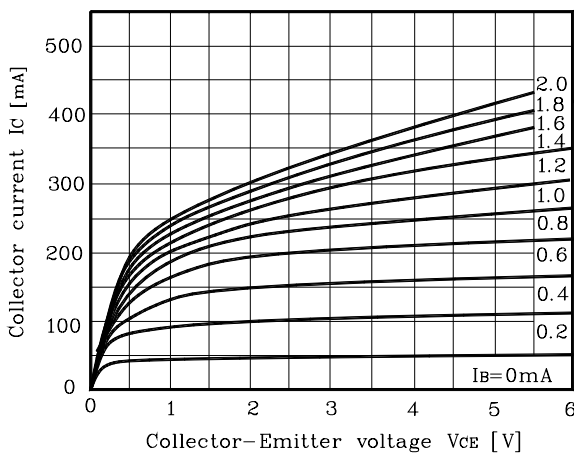


Fig. 4  $V_{CE(SAT)} - I_c$

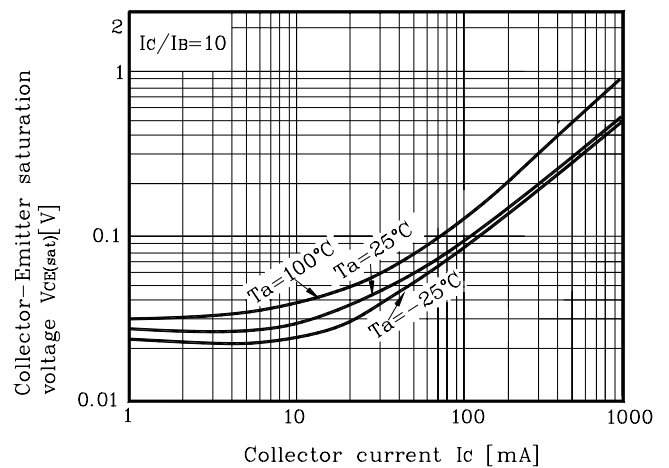
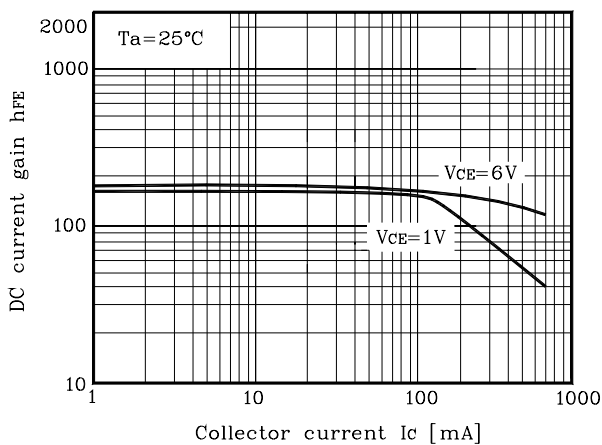


Fig. 5  $h_{FE} - I_c$



**These AUK products are intended for usage in general electronic equipments(Office and communication equipment, measuring equipment, domestic electrification, etc.).**

**Please make sure that you consult with us before you use these AUK products in equipments which require high quality and/or reliability, and in equipments which could have major impact to the welfare of human life(atomic energy control, airplane, spaceship, traffic signal, combustion central, all types of safety device, etc.).**

**AUK cannot accept liability to any damage which may occur in case these AUK products were used in the mentioned equipments without prior consultation with AUK.**