



2SC5501A

RF Transistor 10V, 70mA, $f_T=7\text{GHz}$, NPN Single MCP4

ON Semiconductor®

<http://onsemi.com>

Features

- Low-noise : NF=1.0dB typ (f=1GHz)
- High gain : $|S_{21e}|^2=13\text{dB}$ typ (f=1GHz)
- High cut-off frequency : $f_T=7\text{GHz}$ typ
- Large allowable collector dissipation : $P_C=500\text{mW}$ max

Specifications

Absolute Maximum Ratings at $T_a=25^\circ\text{C}$

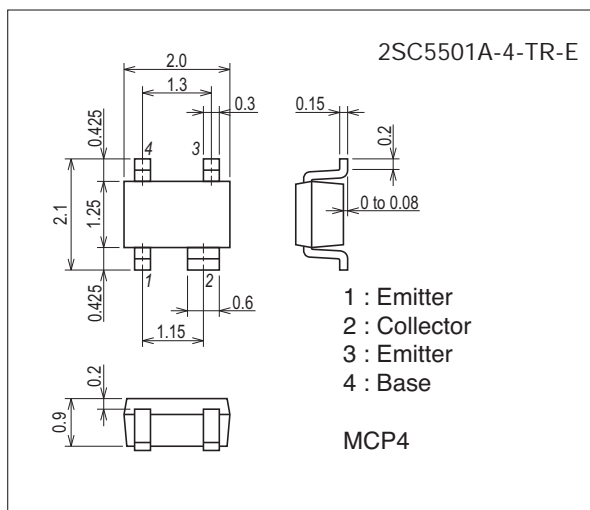
Parameter	Symbol	Conditions	Ratings	Unit
Collector-to-Base Voltage	V_{CBO}		20	V
Collector-to-Emitter Voltage	V_{CEO}		10	V
Emitter-to-Base Voltage	V_{EBO}		2	V
Collector Current	I_C		70	mA
Collector Dissipation	P_C	When mounted on ceramic substrate (250mm ² ×0.8mm)	500	mW
Junction Temperature	T_j		150	°C
Storage Temperature	T_{stg}		-55 to +150	°C

Stresses exceeding Maximum Ratings may damage the device. Maximum Ratings are stress ratings only. Functional operation above the Recommended Operating Conditions is not implied. Extended exposure to stresses above the Recommended Operating Conditions may affect device reliability.

Package Dimensions

unit : mm (typ)

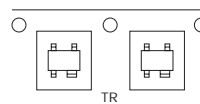
7025A-001



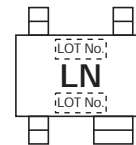
Product & Package Information

- Package : MCP4
- JEITA, JEDEC : SC-82, SC-82AB, SOT-343
- Minimum Packing Quantity : 3,000 pcs./reel

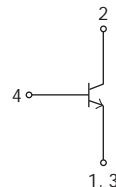
Packing Type: TR



Marking



Electrical Connection



2SC5501A

Electrical Characteristics at Ta=25°C

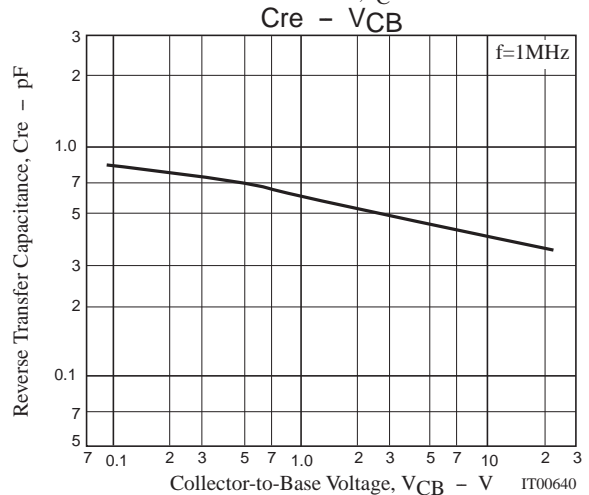
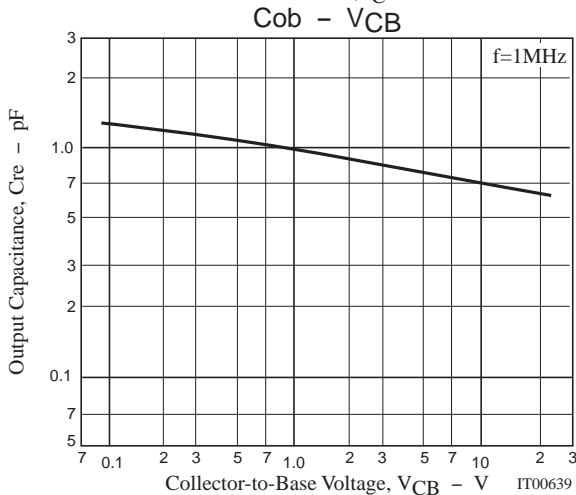
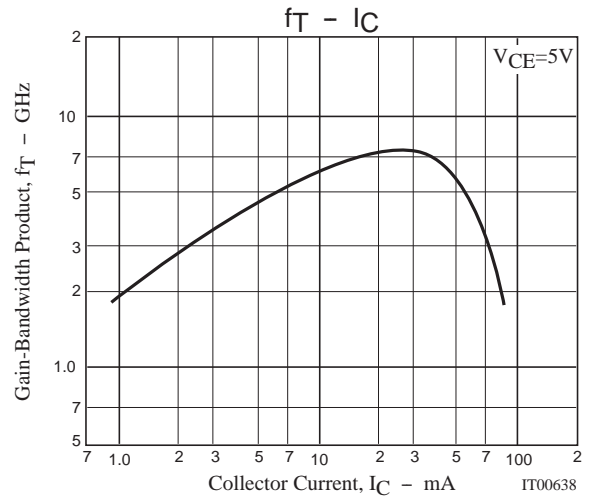
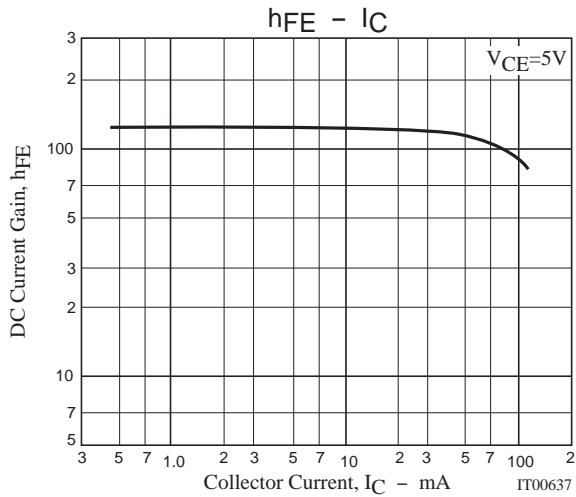
Parameter	Symbol	Conditions	Ratings			Unit
			min	typ	max	
Collector Cutoff Current	I_{CBO}	$V_{CB}=10V, I_E=0A$			1.0	μA
Emitter Cutoff Current	I_{EBO}	$V_{EB}=1V, I_C=0A$			10	μA
DC Current Gain	h_{FE}	$V_{CE}=5V, I_C=20mA$	90*		180*	
Gain-Bandwidth Product	f_T	$V_{CE}=5V, I_C=20mA$	5	7		GHz
Output Capacitance	C_{ob}	$V_{CB}=10V, f=1MHz$		0.75	1.2	pF
Reverse Transfer Capacitance	C_{re}	$V_{CB}=10V, f=1MHz$		0.4		pF
Forward Transfer Gain	$ S_{21e} ^2_1$	$V_{CE}=5V, I_C=20mA, f=1GHz$	10	13		dB
	$ S_{21e} ^2_2$	$V_{CE}=2V, I_C=3mA, f=1GHz$		9		dB
Noise Figure	NF	$V_{CE}=5V, I_C=7mA, f=1GHz$		1.0	1.8	dB

* : The 2SC5501A is classified by 20mA h_{FE} as follows :

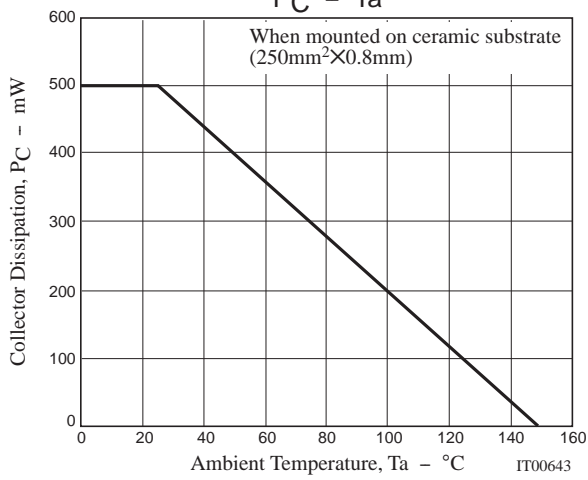
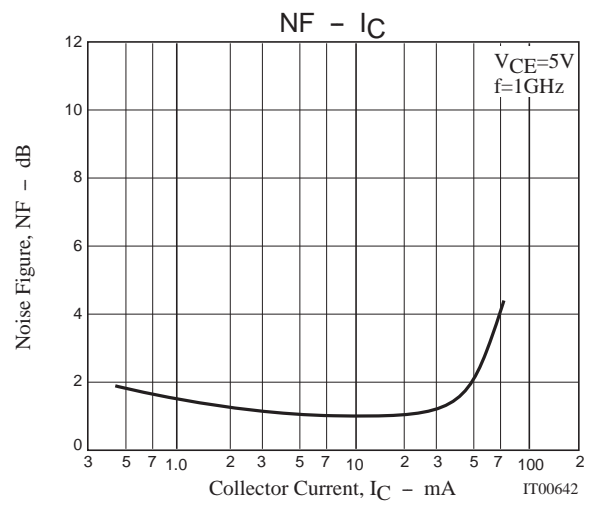
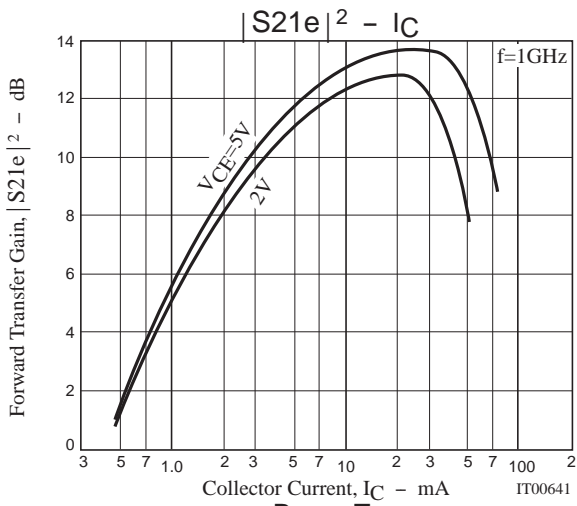
Rank	4
h_{FE}	90 to 180

Ordering Information

Device	Package	Shipping	memo
2SC5501A-4-TR-E	MCP4	3,000pcs./reel	Pb Free



2SC5501A



2SC5501A

S Parameters (Common emitter)

$V_{CE}=2V, I_C=1mA, Z_O=50\Omega$

Freq(MHz)	S11	$\angle S11$	S21	$\angle S21$	S12	$\angle S12$	S22	$\angle S22$
100	0.974	-20.4	2.443	162.5	0.043	75.9	0.983	-8.7
200	0.950	-39.4	2.257	147.7	0.079	63.0	0.940	-16.6
400	0.906	-72.8	1.847	124.5	0.132	42.9	0.853	-28.8
600	0.852	-102.1	2.016	103.8	0.155	28.8	0.780	-35.7
800	0.809	-124.4	1.713	88.6	0.156	18.6	0.704	-43.6
1000	0.796	-139.9	1.299	74.7	0.165	11.5	0.694	-48.2
1200	0.764	-155.0	1.287	63.6	0.152	6.8	0.653	-54.7
1400	0.744	-167.3	1.213	54.0	0.145	3.8	0.666	-59.2
1600	0.734	-177.3	1.089	45.7	0.139	0.6	0.702	-63.9
1800	0.722	173.3	0.929	36.6	0.131	-2.1	0.709	-69.2
2000	0.711	164.9	0.791	28.5	0.118	4.1	0.707	-74.8

$V_{CE}=2V, I_C=3mA, Z_O=50\Omega$

Freq(MHz)	S11	$\angle S11$	S21	$\angle S21$	S12	$\angle S12$	S22	$\angle S22$
100	0.914	-30.2	6.935	155.9	0.041	71.2	0.946	-16.6
200	0.870	-54.3	5.731	139.8	0.070	55.6	0.826	-29.5
400	0.765	-100.1	5.112	113.5	0.098	36.8	0.634	-44.7
600	0.703	-129.1	4.069	95.7	0.109	28.5	0.544	-50.2
800	0.677	-147.3	3.250	83.3	0.112	24.8	0.481	-55.8
1000	0.645	-163.5	2.768	72.4	0.114	23.8	0.447	-60.1
1200	0.635	-173.9	2.366	63.5	0.114	25.2	0.444	-64.2
1400	0.624	176.9	2.068	55.4	0.119	25.1	0.441	-68.6
1600	0.623	169.5	1.794	48.5	0.122	24.9	0.462	-72.3
1800	0.616	161.8	1.631	41.1	0.127	28.8	0.449	-77.7
2000	0.603	154.4	1.472	34.7	0.135	30.5	0.474	-81.4

$V_{CE}=2V, I_C=7mA, Z_O=50\Omega$

Freq(MHz)	S11	$\angle S11$	S21	$\angle S21$	S12	$\angle S12$	S22	$\angle S22$
100	0.828	-44.7	13.964	147.3	0.036	62.9	0.855	-28.9
200	0.730	-84.2	11.969	126.2	0.055	47.9	0.655	-45.7
400	0.642	-129.8	7.972	101.7	0.071	37.6	0.430	-60.7
600	0.603	-154.1	5.753	87.4	0.078	37.5	0.342	-66.5
800	0.593	-167.7	4.413	78.1	0.087	38.7	0.304	-70.9
1000	0.584	-177.5	3.548	69.6	0.097	39.3	0.285	-74.8
1200	0.577	174.2	2.983	62.4	0.106	40.8	0.282	-78.8
1400	0.571	166.8	2.574	55.4	0.118	41.8	0.280	-83.5
1600	0.566	159.7	2.283	49.5	0.130	42.1	0.293	-86.5
1800	0.566	154.0	2.027	42.8	0.141	41.9	0.301	-90.5
2000	0.560	148.0	1.834	36.8	0.156	41.0	0.311	-94.5

$V_{CE}=2V, I_C=10mA, Z_O=50\Omega$

Freq(MHz)	S11	$\angle S11$	S21	$\angle S21$	S12	$\angle S12$	S22	$\angle S22$
100	0.770	-56.0	18.252	142.4	0.033	60.2	0.796	-35.9
200	0.675	-99.1	14.590	119.8	0.048	46.3	0.559	-54.3
400	0.604	-142.2	8.907	97.2	0.060	42.0	0.361	-67.8
600	0.584	-160.9	6.149	85.3	0.071	42.6	0.282	-74.3
800	0.575	-173.4	4.720	76.6	0.082	45.0	0.249	-79.0
1000	0.568	177.3	3.802	68.5	0.094	46.6	0.240	-82.3
1200	0.562	169.7	3.203	61.8	0.106	46.8	0.239	-86.3
1400	0.558	163.2	2.738	55.2	0.120	46.6	0.243	-90.2
1600	0.555	157.1	2.400	49.5	0.134	46.2	0.251	-93.9
1800	0.551	150.6	2.171	43.4	0.148	45.5	0.264	-96.9
2000	0.549	145.3	1.950	37.7	0.164	44.0	0.272	-100.7

2SC5501A

S Parameters (Common emitter)

$V_{CE}=5V, I_C=1mA, Z_O=50\Omega$

Freq(MHz)	S11	$\angle S11$	S21	$\angle S21$	S12	$\angle S12$	S22	$\angle S22$
100	0.976	-19.2	2.316	164.1	0.032	77.8	0.987	-7.2
200	0.959	-37.0	2.392	149.7	0.061	65.3	0.948	-14.1
400	0.917	-69.6	2.007	127.7	0.103	46.0	0.888	-22.7
600	0.869	-97.2	1.894	108.5	0.122	32.3	0.817	-30.4
800	0.826	-120.3	1.743	92.9	0.128	22.0	0.747	-36.9
1000	0.806	-136.9	1.422	79.5	0.131	15.4	0.763	-40.2
1200	0.774	-152.3	1.345	68.1	0.127	9.6	0.739	-45.5
1400	0.754	-164.6	1.206	58.0	0.123	5.5	0.734	-50.3
1600	0.745	-174.8	1.056	49.4	0.111	6.4	0.747	-55.0
1800	0.720	174.6	1.005	41.1	0.101	5.3	0.793	-59.3
2000	0.714	166.3	0.812	32.7	0.093	11.4	0.775	-64.6

$V_{CE}=5V, I_C=3mA, Z_O=50\Omega$

Freq(MHz)	S11	$\angle S11$	S21	$\angle S21$	S12	$\angle S12$	S22	$\angle S22$
100	0.935	-25.8	7.126	157.7	0.031	72.3	0.959	-12.4
200	0.864	-52.5	6.521	141.2	0.054	58.0	0.864	-23.1
400	0.790	-91.4	5.128	117.8	0.080	40.8	0.690	-35.7
600	0.705	-123.6	4.426	98.9	0.086	33.0	0.609	-40.1
800	0.658	-145.1	3.730	85.6	0.091	28.7	0.558	-44.2
1000	0.646	-157.6	2.953	75.4	0.095	27.1	0.521	-48.0
1200	0.628	-169.6	2.542	66.4	0.097	26.5	0.516	-51.6
1400	0.613	-179.5	2.221	57.9	0.098	29.5	0.516	-55.5
1600	0.607	172.2	1.974	51.2	0.102	32.8	0.528	-59.4
1800	0.607	164.8	1.697	43.6	0.105	33.7	0.534	-63.7
2000	0.599	157.5	1.578	36.9	0.113	36.4	0.527	-68.2

$V_{CE}=5V, I_C=7mA, Z_O=50\Omega$

Freq(MHz)	S11	$\angle S11$	S21	$\angle S21$	S12	$\angle S12$	S22	$\angle S22$
100	0.844	-39.2	14.003	150.3	0.028	65.9	0.886	-22.4
200	0.748	-74.3	12.502	129.9	0.044	50.9	0.712	-35.2
400	0.637	-120.9	8.689	105.1	0.059	41.2	0.515	-45.0
600	0.586	-146.5	6.395	90.2	0.066	40.3	0.423	-48.3
800	0.569	-161.6	4.930	80.2	0.073	41.5	0.387	-50.9
1000	0.556	-172.8	3.990	71.7	0.082	42.2	0.373	-53.7
1200	0.551	178.3	3.338	64.2	0.090	44.5	0.367	-57.2
1400	0.543	170.4	2.882	57.2	0.100	45.9	0.363	-61.2
1600	0.539	163.2	2.554	51.2	0.111	46.8	0.374	-64.7
1800	0.537	156.7	2.275	44.9	0.122	46.8	0.384	-68.6
2000	0.532	150.5	2.055	38.6	0.134	46.1	0.390	-72.6

$V_{CE}=5V, I_C=20mA, Z_O=50\Omega$

Freq(MHz)	S11	$\angle S11$	S21	$\angle S21$	S12	$\angle S12$	S22	$\angle S22$
100	0.668	-72.1	29.572	134.7	0.022	56.8	0.729	-36.1
200	0.572	-116.7	20.212	112.4	0.031	49.1	0.496	-48.2
400	0.527	-151.7	11.297	93.7	0.042	52.5	0.325	-52.4
600	0.514	-167.7	7.718	83.3	0.054	55.4	0.273	-53.6
800	0.511	-177.8	5.834	75.9	0.066	57.4	0.258	-55.7
1000	0.506	174.1	4.677	68.7	0.080	58.1	0.250	-58.7
1200	0.504	167.1	3.940	62.5	0.093	57.3	0.253	-62.5
1400	0.501	161.0	3.357	56.2	0.107	56.5	0.258	-66.5
1600	0.497	155.2	2.957	51.1	0.122	55.5	0.269	-70.6
1800	0.497	149.4	2.652	45.3	0.136	54.0	0.276	-74.5
2000	0.495	144.1	2.384	39.7	0.151	51.6	0.288	-78.5

2SC5501A

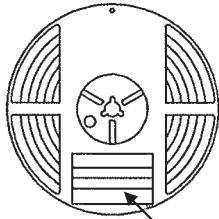
Embossed Taping Specification

2SC5501A-4-TR-E

1. Packing Format

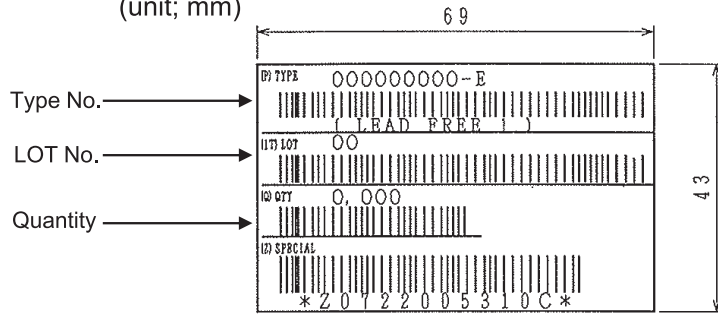
Package Name	Carrier Tape Type	Maximum Number of devices contained (pcs)			Packing format	
		Reel	Inner box	Outer box	Inner BOX (C-1)	Outer BOX (A-7)
MC P4	MCP4	3,000	15,001	90,000	5 reels contained Dimensions :mm(external) 183x72x185	6 inner boxes contained Dimensions :mm(external) 440x195x210

Packing method



Bar cord label

Bar cord label (unit; mm)

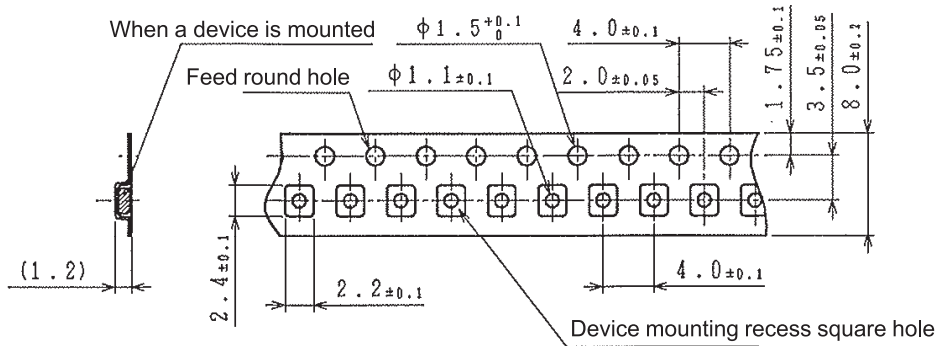


NOTE(1)

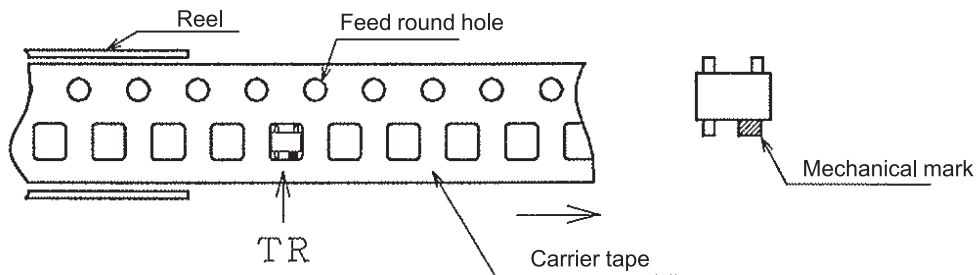
LEAD FREE: description shows that the surface treatment of the terminal is lead free.

2. Taping configuration

2-1. Carrier tape size (unit: mm)



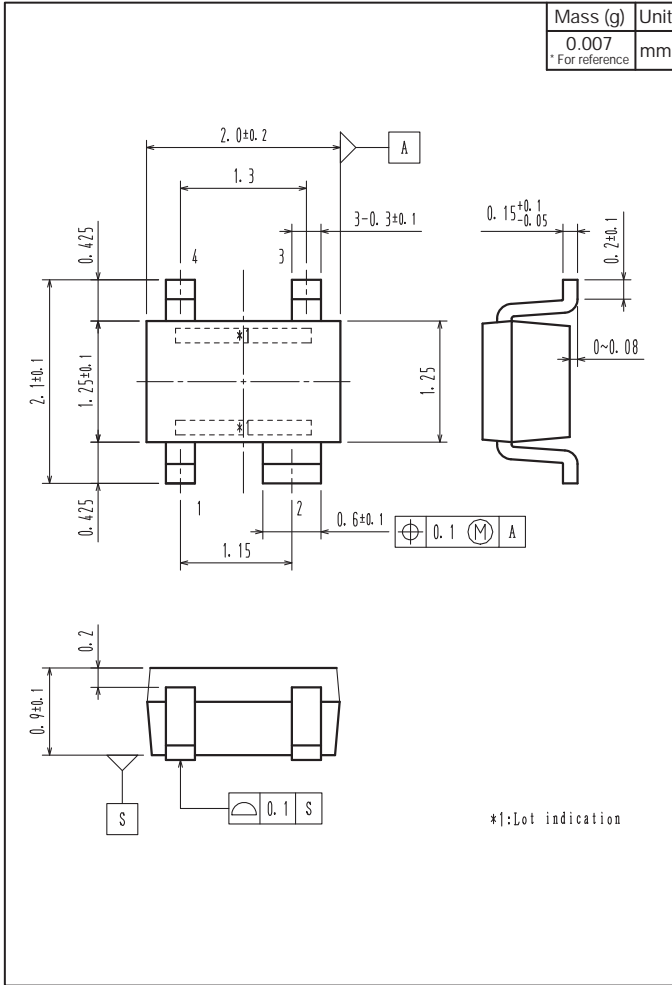
2-2. Device placement direction



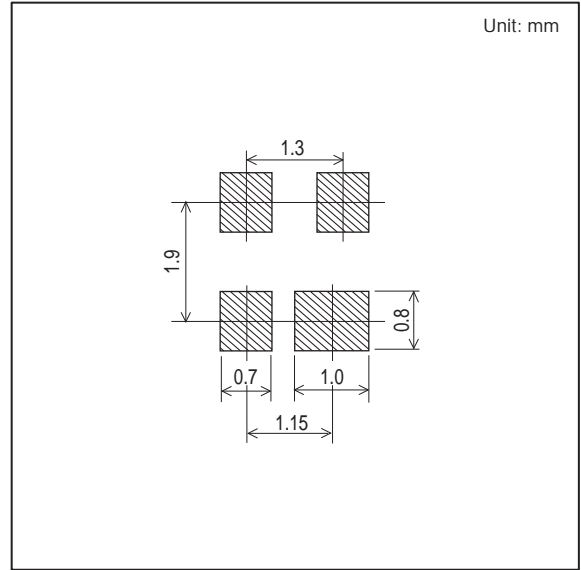
Devices with mechanical mark on the opposite side of the feed round hole → TR

2SC5501A

Outline Drawing 2SC5501A-4-TR-E



Land Pattern Example



ON Semiconductor and the ON logo are registered trademarks of Semiconductor Components Industries, LLC (SCILLC). SCILLC owns the rights to a number of patents, trademarks, copyrights, trade secrets, and other intellectual property. A listing of SCILLC's product/patent coverage may be accessed at www.onsemi.com/site/pdf/Patent-Marking.pdf. SCILLC reserves the right to make changes without further notice to any products herein. SCILLC makes no warranty, representation or guarantee regarding the suitability of its products for any particular purpose, nor does SCILLC assume any liability arising out of the application or use of any product or circuit, and specifically disclaims any and all liability, including without limitation special, consequential or incidental damages. "Typical" parameters which may be provided in SCILLC data sheets and/or specifications can and do vary in different applications and actual performance may vary over time. All operating parameters, including "Typicals" must be validated for each customer application by customer's technical experts. SCILLC does not convey any license under its patent rights nor the rights of others. SCILLC products are not designed, intended, or authorized for use as components in systems intended for surgical implant into the body, or other applications intended to support or sustain life, or for any other application in which the failure of the SCILLC product could create a situation where personal injury or death may occur. Should Buyer purchase or use SCILLC products for any such unintended or unauthorized application, Buyer shall indemnify and hold SCILLC and its officers, employees, subsidiaries, affiliates, and distributors harmless against all claims, costs, damages, and expenses, and reasonable attorney fees arising out of, directly or indirectly, any claim of personal injury or death associated with such unintended or unauthorized use, even if such claim alleges that SCILLC was negligent regarding the design or manufacture of the part. SCILLC is an Equal Opportunity/Affirmative Action Employer. This literature is subject to all applicable copyright laws and is not for resale in any manner.