

## Silicon NPN Power Transistors

## 2SD1061

## DESCRIPTION

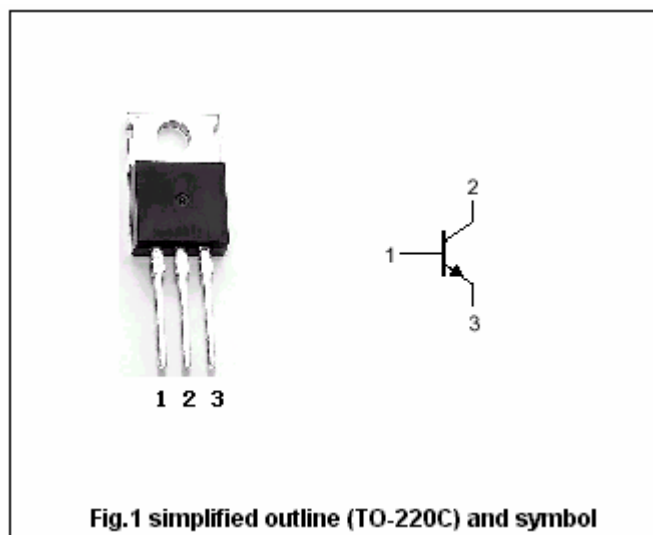
- With TO-220 package
- Low collector saturation voltage
- Wide ASO(safe operating area)
- Complement to type 2SB825

## APPLICATIONS

- Universal high current switching as solenoid driving,
- High speed inverter and converter. relay drivers

## PINNING

PIN	DESCRIPTION
1	Base
2	Collector;connected to mounting base
3	Emitter



## Absolute maximum ratings (Ta=25℃)

SYMBOL	PARAMETER	CONDITIONS	VALUE	UNIT
V <sub>CBO</sub>	Collector-base voltage	Open emitter	60	V
V <sub>CEO</sub>	Collector-emitter voltage	Open base	50	V
V <sub>EBO</sub>	Emitter-base voltage	Open collector	6	V
I <sub>C</sub>	Collector current (DC)		7	A
I <sub>CP</sub>	Collector current-peak		12	A
P <sub>C</sub>	Collector power dissipation	T <sub>C</sub> =25℃	40	W
T <sub>j</sub>	Junction temperature		150	℃
T <sub>stg</sub>	Storage temperature		-55~150	℃

## Silicon NPN Power Transistors

## 2SD1061

## CHARACTERISTICS

T<sub>j</sub>=25°C unless otherwise specified

www.datasheet4u.com

SYMBOL	PARAMETER	CONDITIONS	MIN	TYP.	MAX	UNIT
V <sub>(BR)CEO</sub>	Collector-emitter breakdown voltage	I <sub>C</sub> =1mA ; R <sub>BE</sub> =∞	50			V
V <sub>(BR)CBO</sub>	Collector-base breakdown voltage	I <sub>C</sub> =1mA ; I <sub>E</sub> =0	60			V
V <sub>(BR)EBO</sub>	Emitter-base breakdown voltage	I <sub>E</sub> =1mA ; I <sub>C</sub> =0	6			V
V <sub>CEsat</sub>	Collector-emitter saturation voltage	I <sub>C</sub> =4A, I <sub>B</sub> =0.4A			0.4	V
I <sub>CBO</sub>	Collector cut-off current	V <sub>CB</sub> =40V; I <sub>E</sub> =0			0.1	mA
I <sub>EBO</sub>	Emitter cut-off current	V <sub>EB</sub> =4V; I <sub>C</sub> =0			0.1	mA
h <sub>FE-1</sub>	DC current gain	I <sub>C</sub> =1A ; V <sub>CE</sub> =2V	70		280	
h <sub>FE-2</sub>	DC current gain	I <sub>C</sub> =5A ; V <sub>CE</sub> =2V	30			
f <sub>T</sub>	Transition frequency	I <sub>C</sub> =1A ; V <sub>CE</sub> =5V		10		MHz

## Switching times

t <sub>on</sub>	Turn-on time	I <sub>C</sub> =2A I <sub>B1</sub> =- I <sub>B2</sub> =0.2A V <sub>CC</sub> =20V; R <sub>L</sub> =10Ω		0.2		μs
t <sub>s</sub>	Storage time			0.9		μs
t <sub>f</sub>	Fall time			0.3		μs

◆ h<sub>FE-1</sub> classifications

Q	R	S
70-140	100-200	140-280

Silicon NPN Power Transistors

2SD1061

PACKAGE OUTLINE

www.datasheet4u.com

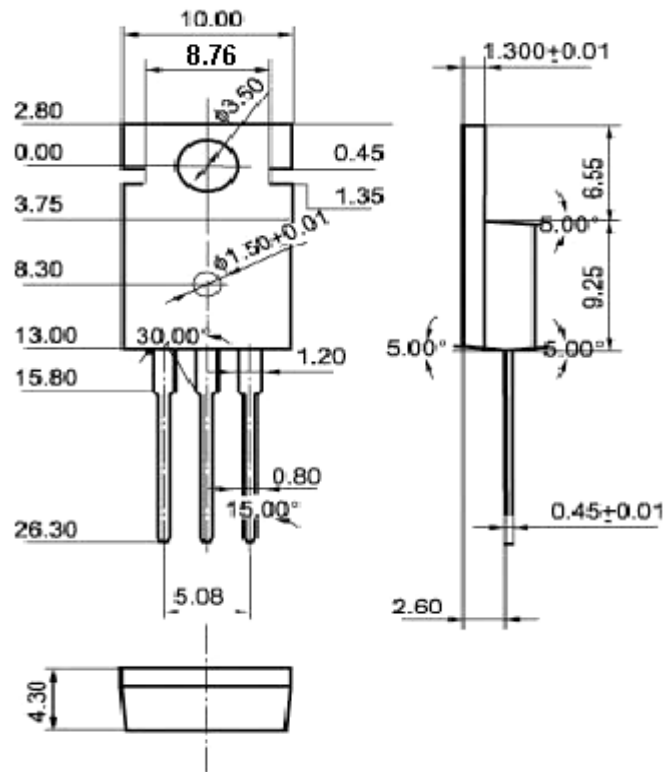


Fig.2 outline dimensions (unindicated tolerance:  $\pm 0.10$  mm)

Silicon NPN Power Transistors

2SD1061

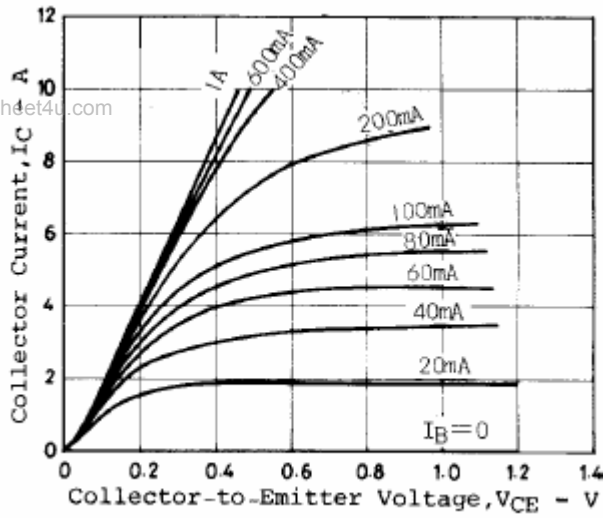


Fig.3 Static Characteristic

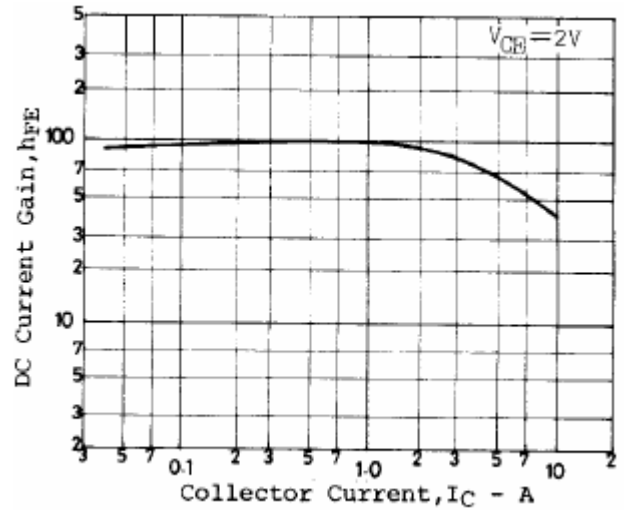


Fig.4 DC current Gain

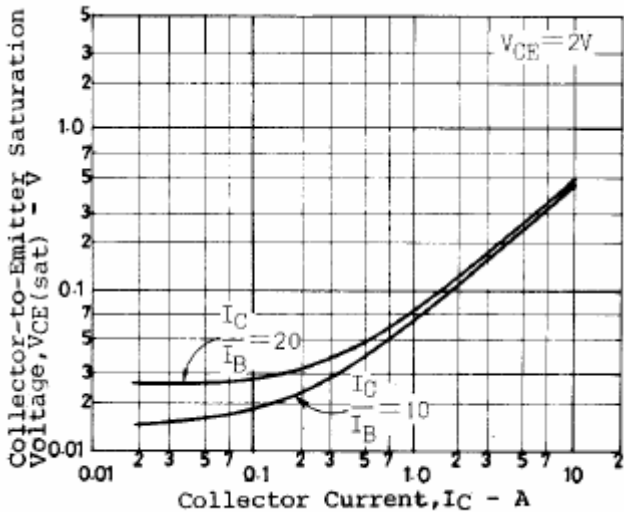


Fig.5 Collector-Emitter Saturation Voltage

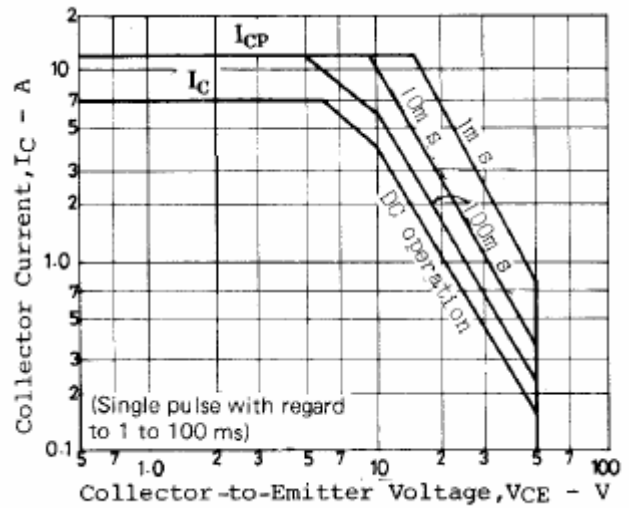


Fig.6 Safe Operating Area