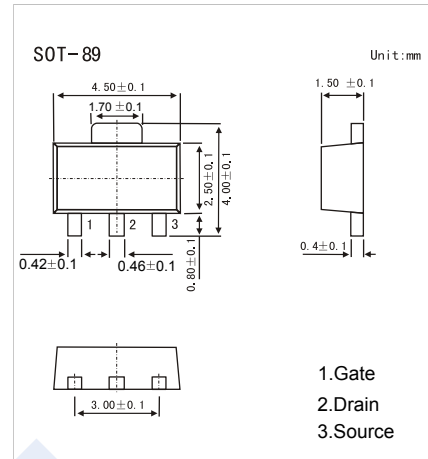
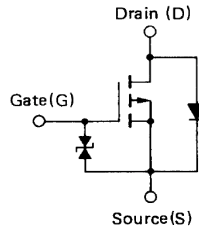


P-Channel MOSFET

2SJ208

■ Features

- $V_{DS} (V) = -16V$
- $I_D = -2 A$
- $R_{DS(ON)} < 1 \Omega$ ($V_{GS} = -4V$)
- $R_{DS(ON)} < 3 \Omega$ ($V_{GS} = -2.5V$)



■ Absolute Maximum Ratings $T_a = 25^\circ C$

Parameter	Symbol	Rating	Unit
Drain-Source Voltage	V_{DS}	-16	V
Gate-Source Voltage	V_{GS}	± 16	
Continuous Drain Current	I_D	-2	A
Pulsed Drain Current (Note.1)	I_{DM}	-4	
Power Dissipation	P_D	2	W
Junction Temperature	T_J	150	$^\circ C$
Junction Storage Temperature Range	T_{stg}	-55 to 150	

Note.1: $PW \leq 10$ ms, duty cycle $\leq 50\%$

■ Electrical Characteristics $T_a = 25^\circ C$

Parameter	Symbol	Test Conditions	Min	Typ	Max	Unit
Drain-Source Breakdown Voltage	V_{DSS}	$I_D = -250 \mu A, V_{GS} = 0V$	-16			V
Zero Gate Voltage Drain Current	I_{DSS}	$V_{DS} = -16V, V_{GS} = 0V$			-1	μA
Gate-Body leakage current	I_{GSS}	$V_{DS} = 0V, V_{GS} = \pm 16V$			± 5	μA
Gate to Source Cutoff Voltage	$V_{GS(off)}$	$V_{GS} = -5V, I_D = -1mA$	-1.4		-2.4	V
Static Drain-Source On-Resistance	$R_{DS(on)}$	$V_{GS} = -4V, I_D = -1A$			1	Ω
		$V_{GS} = -2.5V, I_D = -30mA$			3	
Forward Transconductance	g_{FS}	$V_{DS} = -3V, I_D = -1A$	0.4	1.6		S
Input Capacitance	C_{iss}	$V_{GS} = 0V, V_{DS} = -3V, f = 1MHz$		230		pF
Output Capacitance	C_{oss}			210		
Reverse Transfer Capacitance	C_{rss}			35		
Turn-On DelayTime	$t_{d(on)}$				175	
Turn-On Rise Time	t_r	$V_{GS(on)} = -3V, I_D = -0.1A,$		540		
Turn-Off DelayTime	$t_{d(off)}$	$R_L = 20 \Omega, R_G = 10 \Omega, V_{DD} = -10V,$		200		
Turn-Off Fall Time	t_f			230		

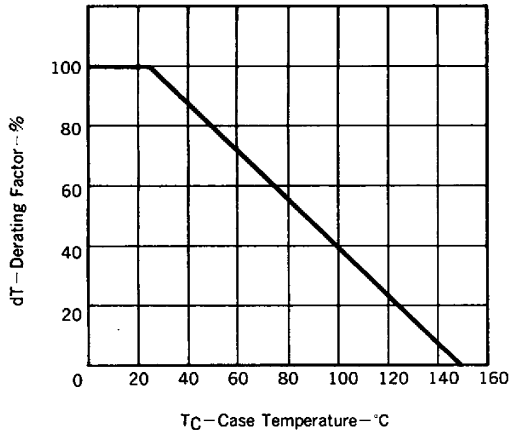
■ Marking

Marking	PF
---------	----

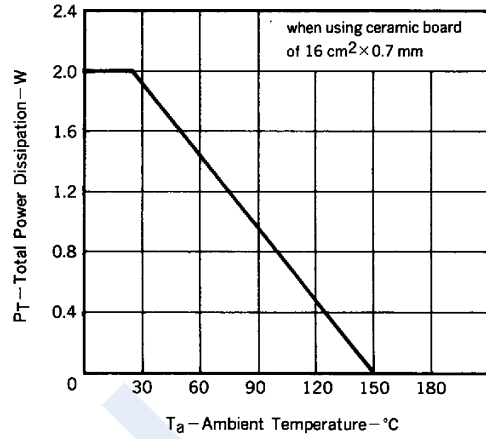
P-Channel MOSFET 2SJ208

■ Typical Characteristics

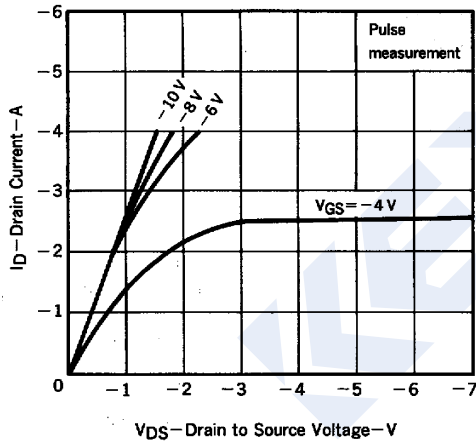
DERATING FACTOR OF FORWARD BIAS SAFE OPERATING AREA



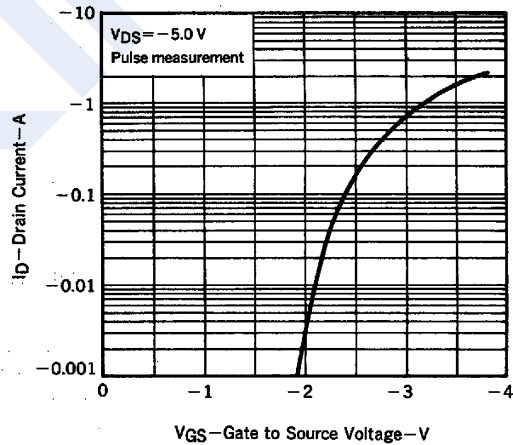
TOTAL POWER DISSIPATION vs. AMBIENT TEMPERATURE



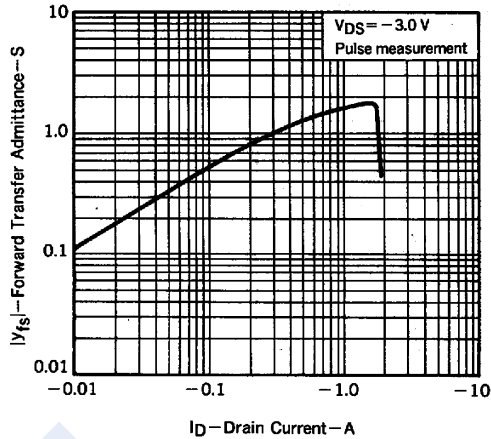
DRAIN CURRENT vs. DRAIN TO SOURCE VOLTAGE



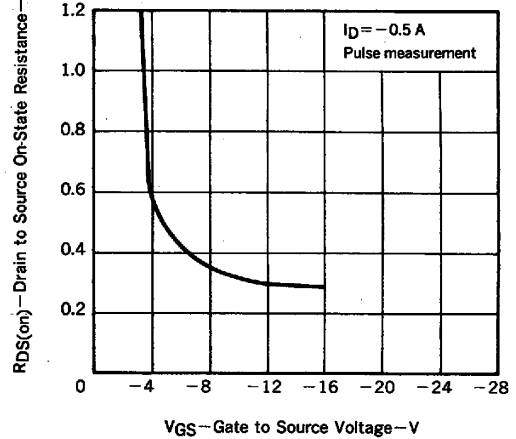
TRANSFER CHARACTERISTICS



FORWARD TRANSFER ADMITTANCE vs. DRAIN CURRENT



DRAIN TO SOURCE ON-STATE RESISTANCE vs. GATE TO SOURCE VOLTAGE



P-Channel MOSFET

2SJ208

Typical Characteristics

