

2SK1296

Silicon N-Channel MOS FET

Application

High speed power switching

Features

- Low on-resistance
- High speed switching
- Low drive current
- 4 V gate drive device
 - Can be driven from 5 V source
- Suitable for motor drive, DC-DC converter, power switch and solenoid drive

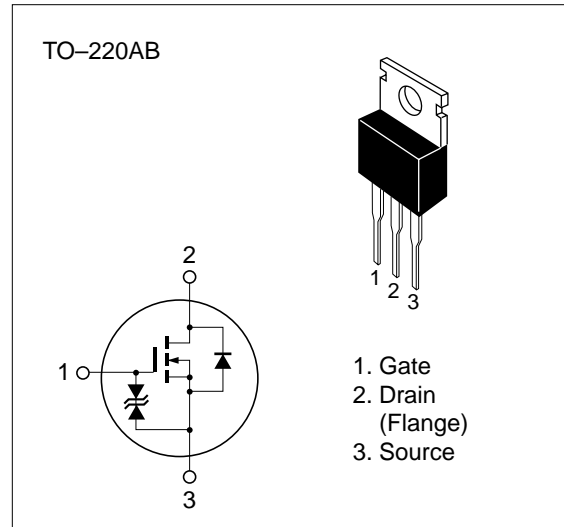


Table 1 Absolute Maximum Ratings ($T_a = 25^\circ\text{C}$)

Item	Symbol	Ratings	Unit
Drain to source voltage	V_{DSS}	60	V
Gate to source voltage	V_{GSS}	± 20	V
Drain current	I_D	30	A
Drain peak current	$I_{D(\text{pulse})}^*$	120	A
Body to drain diode reverse drain current	I_{DR}	30	A
Channel dissipation	P_{ch}^{**}	75	W
Channel temperature	T_{ch}	150	$^\circ\text{C}$
Storage temperature	T_{stg}	-55 to +150	$^\circ\text{C}$

* $PW \leq 10 \mu\text{s}$, duty cycle $\leq 1\%$

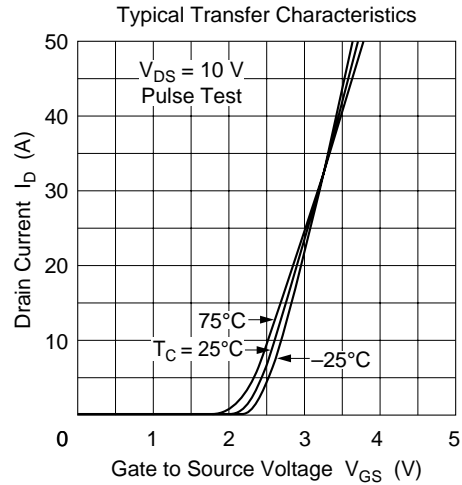
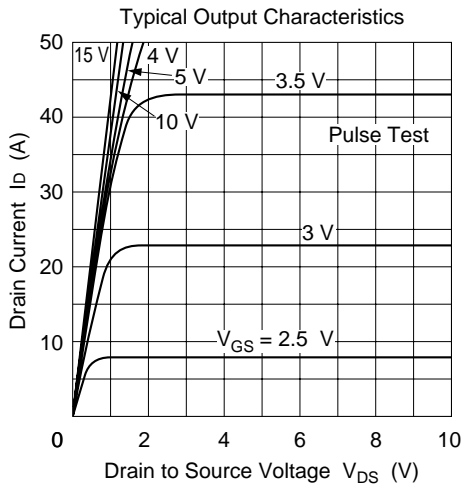
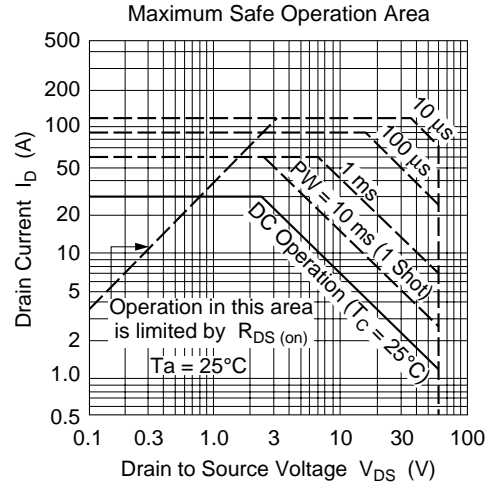
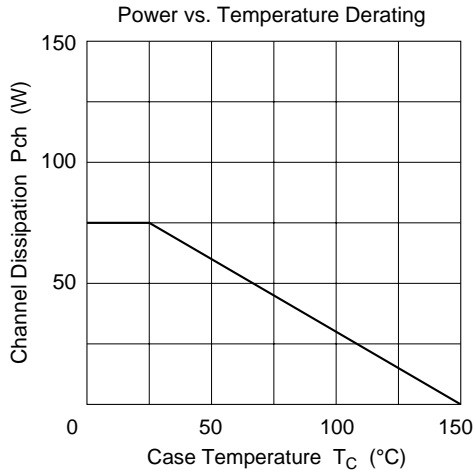
** Value at $T_C = 25^\circ\text{C}$

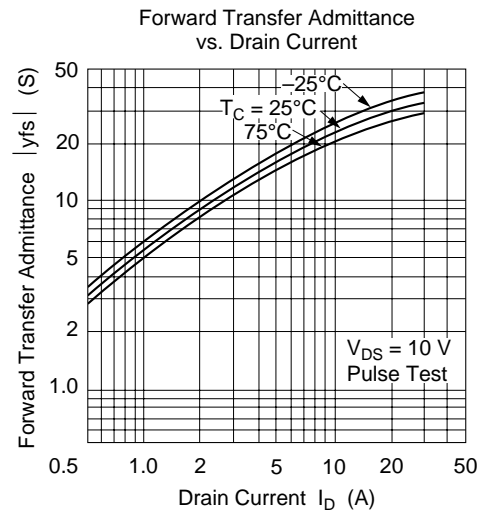
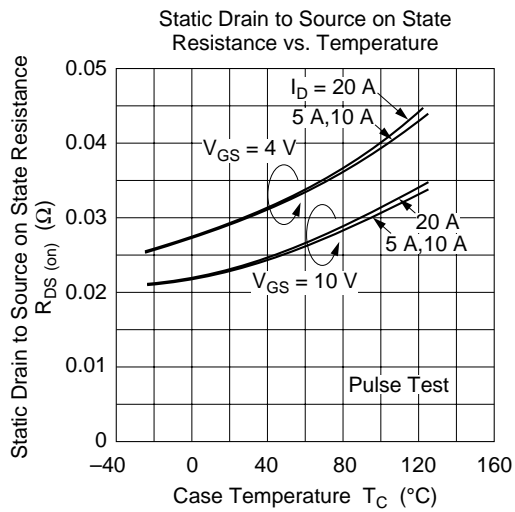
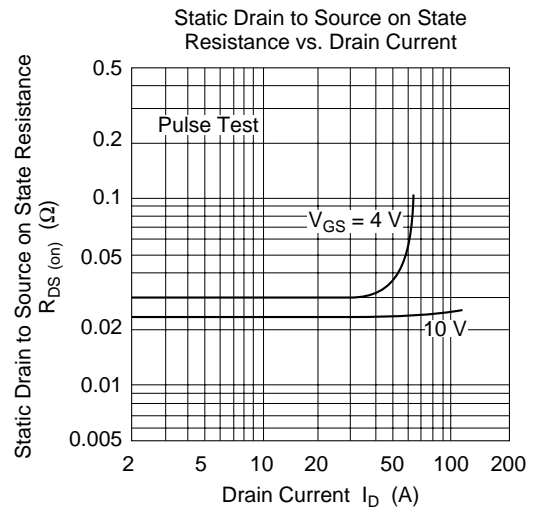
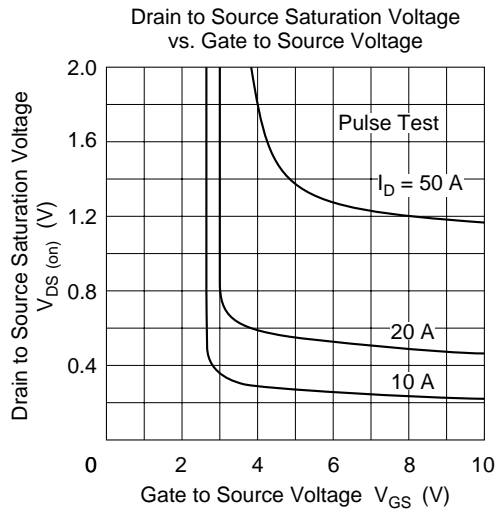
Table 2 Electrical Characteristics (Ta = 25°C)

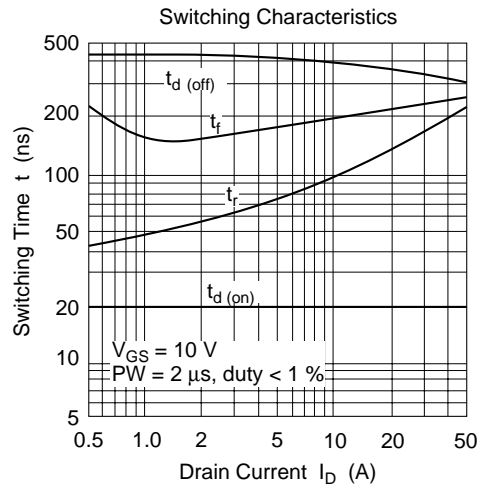
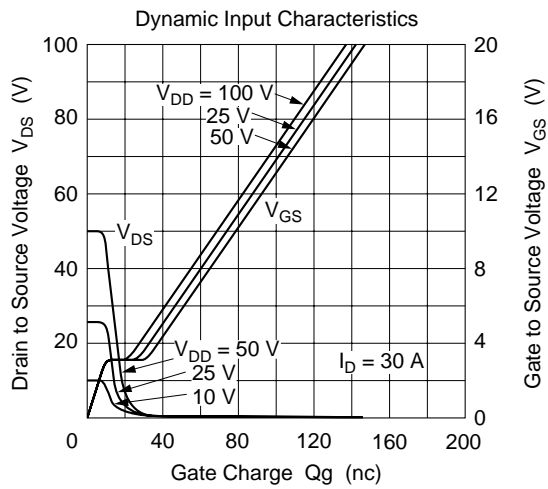
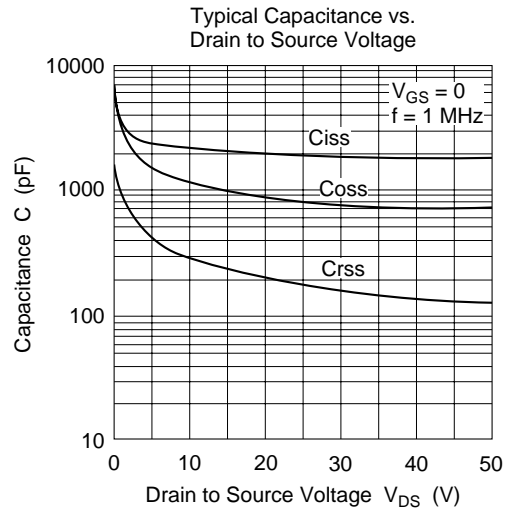
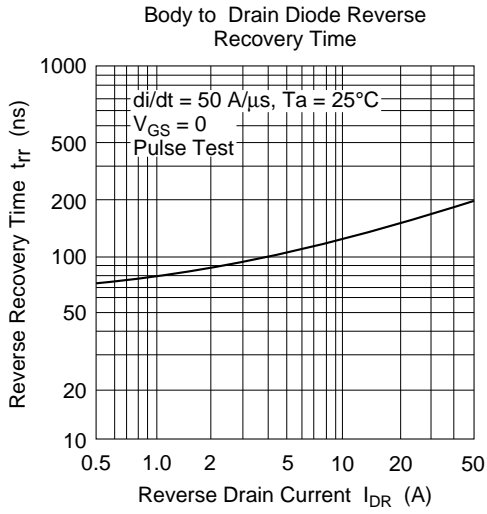
Item	Symbol	Min	Typ	Max	Unit	Test conditions
Drain to source breakdown voltage	$V_{(BR)DSS}$	60	—	—	V	$I_D = 10 \text{ mA}, V_{GS} = 0$
Gate to source breakdown voltage	$V_{(BR)GSS}$	± 20	—	—	V	$I_G = \pm 100 \text{ }\mu\text{A}, V_{DS} = 0$
Gate to source leak current	I_{GSS}	—	—	± 10	μA	$V_{GS} = \pm 16 \text{ V}, V_{DS} = 0$
Zero gate voltage drain current	I_{DSS}	—	—	250	μA	$V_{DS} = 50 \text{ V}, V_{GS} = 0$
Gate to source cutoff voltage	$V_{GS(off)}$	1.0	—	2.0	V	$I_D = 1 \text{ mA}, V_{DS} = 10 \text{ V}$
Static drain to source on state resistance	$R_{DS(on)}$	—	0.024	0.028	Ω	$I_D = 15 \text{ A}, V_{GS} = 10 \text{ V}^*$
		—	0.030	0.040		$I_D = 15 \text{ A}, V_{GS} = 4 \text{ V}^*$
Forward transfer admittance	$ y_{fs} $	17	27	—	S	$I_D = 15 \text{ A}, V_{DS} = 10 \text{ V}^*$
Input capacitance	C_{iss}	—	2250	—	pF	$V_{DS} = 10 \text{ V}, V_{GS} = 0,$
Output capacitance	C_{oss}	—	1230	—	pF	$f = 1 \text{ MHz}$
Reverse transfer capacitance	C_{rss}	—	300	—	pF	
Turn-on delay time	$t_{d(on)}$	—	20	—	ns	$I_D = 15 \text{ A}, V_{GS} = 10 \text{ V},$
Rise time	t_r	—	125	—	ns	$R_L = 2 \text{ }\Omega$
Turn-off delay time	$t_{d(off)}$	—	390	—	ns	
Fall time	t_f	—	225	—	ns	
Body to drain diode forward voltage	V_{DF}	—	1.3	—	V	$I_F = 30 \text{ A}, V_{GS} = 0$
Body to drain diode reverse recovery time	t_{rr}	—	160	—	ns	$I_F = 30 \text{ A}, V_{GS} = 0,$ $di_F/dt = 50 \text{ A}/\mu\text{s}$

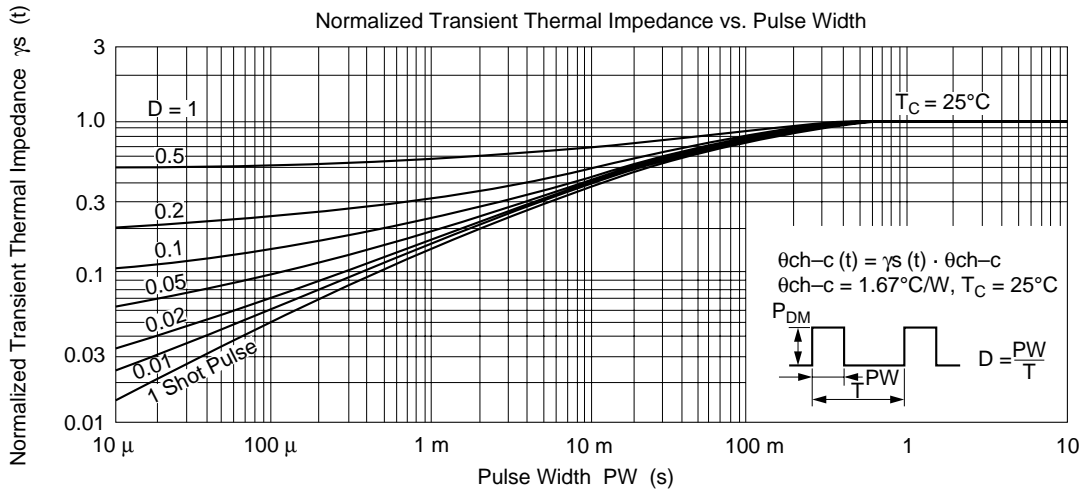
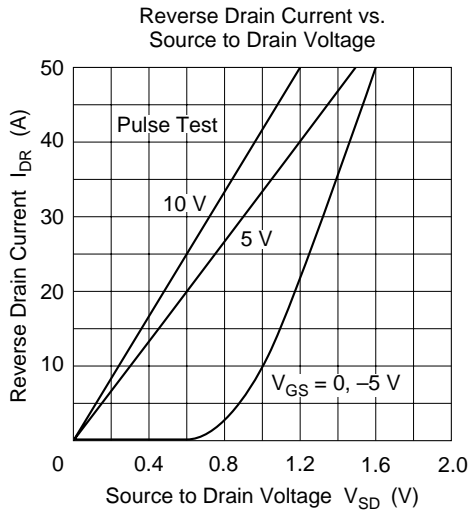
* Pulse Test

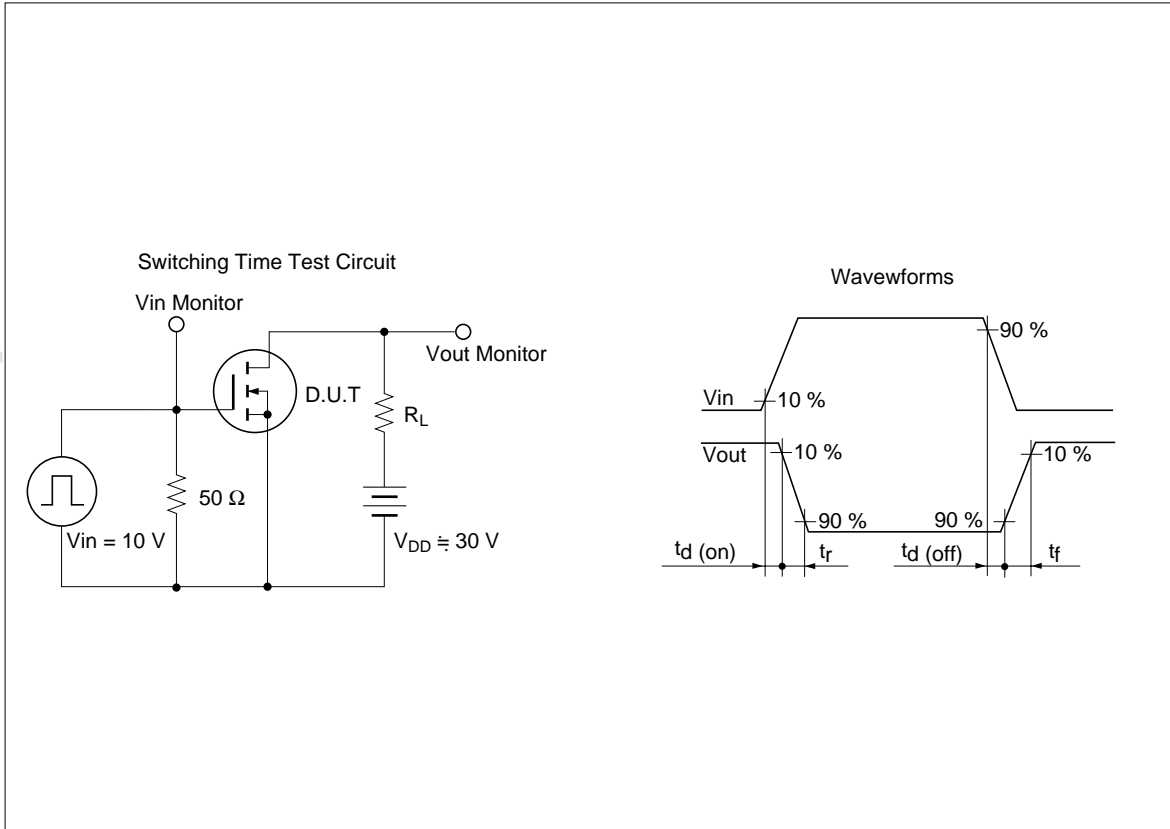
www.DataSheet4U.com











www.DataSheet4U.com