



For C to X-band Local Oscillator and Amplifier

Preliminary

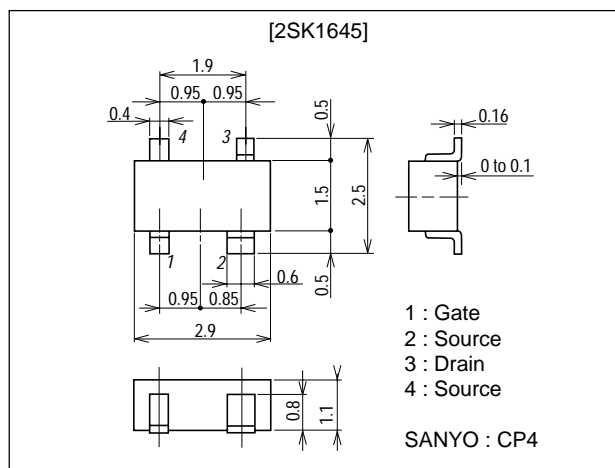
Features

- Lowest phase noise.
- Super miniaturized plastic-mold package (CP4).
- The chip surface is covered with the highly reliable protection film.
- Automatic surface mounting is available.

Package Dimensions

unit : mm

2134A



Specifications

Absolute Maximum Ratings at Ta=25°C

Parameter	Symbol	Conditions	Ratings	Unit
Drain-to-Source Voltage	V _{DS}		6.0	V
Gate-to-Source Voltage	V _{GS}		-5.0	V
Drain Current	I _D		100	mA
Allowable Power Dissipation	P _D		200	mW
Junction Temperature	T _J		150	°C
Storage Temperature	T _{stg}		-55 to +150	°C

■ Any and all SANYO products described or contained herein do not have specifications that can handle applications that require extremely high levels of reliability, such as life-support systems, aircraft's control systems, or other applications whose failure can be reasonably expected to result in serious physical and/or material damage. Consult with your SANYO representative nearest you before using any SANYO products described or contained herein in such applications.

■ SANYO assumes no responsibility for equipment failures that result from using products at values that exceed, even momentarily, rated values (such as maximum ratings, operating condition ranges, or other parameters) listed in products specifications of any and all SANYO products described or contained herein.

2SK1645

Electrical Characteristics at Ta=25°C

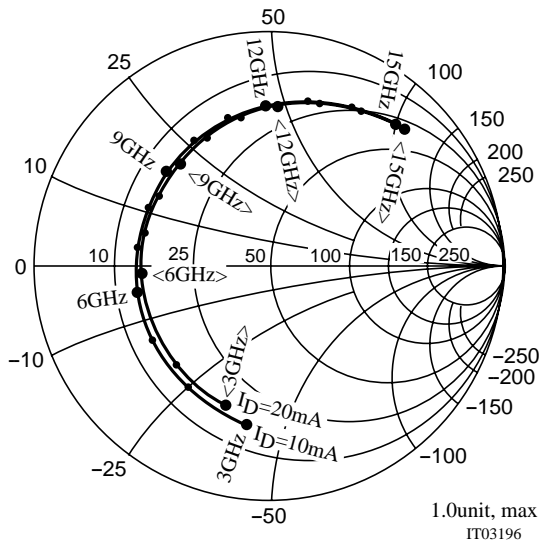
Parameter	Symbol	Conditions	Ratings			Unit
			min	typ	max	
Gate-to-Source Breakdown Voltage	$V_{(BR)GSO}$	$I_{GS}=-10\mu A$	-5.0			V
Saturated Drain Current	I_{DSS}	$V_{DS}=3V, V_{GS}=0$	30	60	100	mA
Gate-to-Source Cutoff Voltage	$V_{GS(off)}$	$V_{DS}=3V, I_D=100\mu A$	-0.5	-1.5	-5.0	V
Forward Transfer Admittance	$ y_{fs} $	$V_{DS}=3V, I_D=10mA$		40		mS
Minimum Noise Figure	NFmin	$V_{DS}=3V, I_D=10mA, f=12GHz$		2.5		dB
Associated Gain	Ga	$V_{DS}=3V, I_D=10mA, f=12GHz$		5.5		dB
Maximum Available Gain	MAG	$V_{DS}=3V, I_D=10mA, f=12GHz$		7.0		dB

* : The 2SK1645 is classified by I_{DSS} as follows : unit : mA

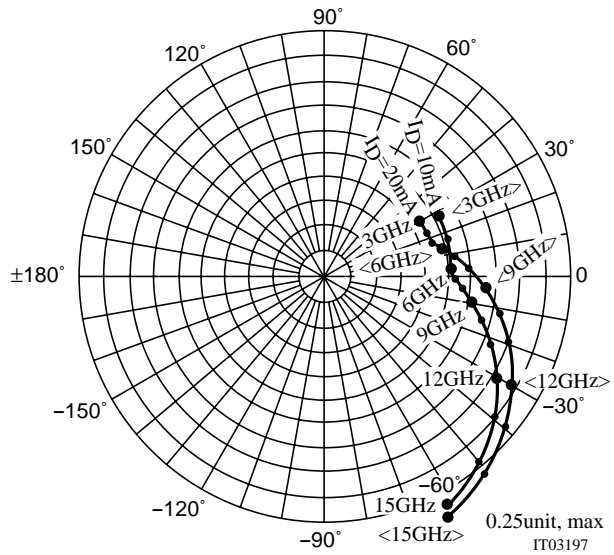
I_{DSS} RANK	RANGE (mA)
03	30 to 65
04	55 to 100

S-Parameter

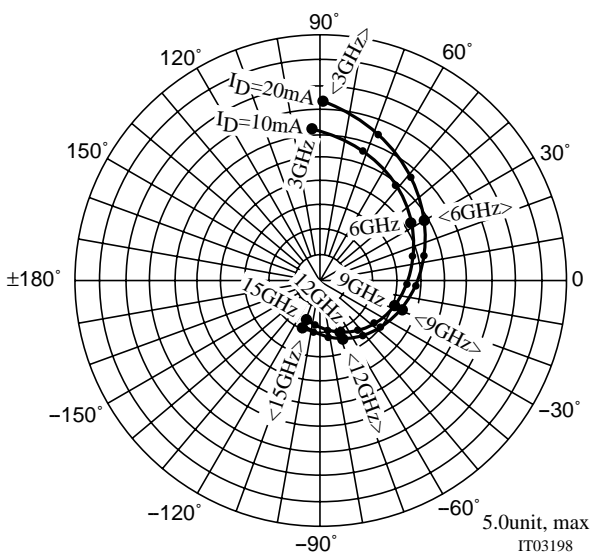
S11 $V_{DS}=3V, I_D=10mA, 20mA$



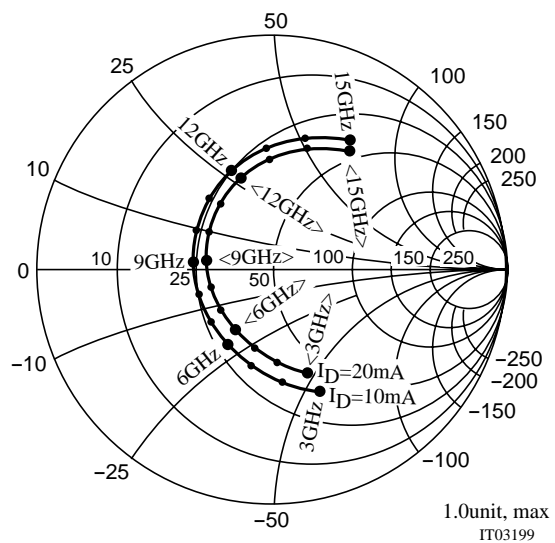
S12 $V_{DS}=3V, I_D=10mA, 20mA$



S21 $V_{DS}=3V, I_D=10mA, 20mA$



S22 $V_{DS}=3V, I_D=10mA, 20mA$



2SK1645

S-Parameter

$V_{DS}=3V$ $I_{DS}=10mA$

FREQUENCY MHz	S11		S21		S12		S22	
	MAG	ANG	MAG	ANG	MAG	ANG	MAG	ANG
3000.0000	.680	-98.6	3.086	93.5	.131	27.6	.556	-68.8
4000.0000	.621	-123.5	2.750	72.2	.130	16.3	.480	-85.8
5000.0000	.584	-147.0	2.445	51.8	.128	8.1	.418	-102.7
6000.0000	.564	-168.7	2.175	32.6	.128	2.7	.372	-120.5
7000.0000	.561	171.7	1.943	14.4	.133	-1.3	.343	-140.0
8000.0000	.570	153.6	1.747	-2.9	.141	-5.5	.332	-161.5
9000.0000	.590	136.8	1.579	-19.6	.152	-10.4	.339	175.7
10000.0000	.616	120.9	1.431	-35.9	.166	-16.1	.364	153.2
11000.0000	.648	105.7	1.297	-51.8	.183	-22.7	.403	131.8
12000.0000	.684	91.1	1.174	-67.3	.203	-30.6	.454	112.2
13000.0000	.724	77.1	1.059	-82.4	.225	-39.9	.511	94.1
14000.0000	.765	63.5	.951	-97.1	.247	-50.6	.570	77.0
15000.0000	.805	50.1	.847	-111.4	.266	-62.2	.627	60.6

$V_{DS}=3V$ $I_{DS}=20mA$

FREQUENCY MHz	S11		S21		S12		S22	
	MAG	ANG	MAG	ANG	MAG	ANG	MAG	ANG
3000.0000	.626	-107.6	3.654	89.5	.112	30.7	.465	-71.1
4000.0000	.576	-132.7	3.187	68.6	.113	22.4	.395	-87.4
5000.0000	.548	-155.9	2.779	49.0	.116	16.9	.340	-103.7
6000.0000	.539	-176.8	2.435	30.6	.123	12.8	.301	-121.4
7000.0000	.544	164.5	2.153	13.2	.134	8.3	.278	-141.5
8000.0000	.561	147.3	1.924	-3.3	.149	2.6	.272	-164.0
9000.0000	.586	131.3	1.735	-19.3	.165	-4.4	.283	172.2
10000.0000	.616	116.0	1.573	-35.0	.182	-12.1	.312	149.1
11000.0000	.650	101.4	1.428	-50.4	.200	-20.5	.355	127.9
12000.0000	.688	87.5	1.297	-65.5	.220	-29.7	.409	108.8
13000.0000	.728	74.0	1.176	-80.4	.240	-40.0	.469	91.2
14000.0000	.771	60.8	1.063	-95.0	.259	-51.2	.530	74.7
15000.0000	.812	47.9	.955	-109.4	.276	-63.0	.589	58.8

- Specifications of any and all SANYO products described or contained herein stipulate the performance, characteristics, and functions of the described products in the independent state, and are not guarantees of the performance, characteristics, and functions of the described products as mounted in the customer's products or equipment. To verify symptoms and states that cannot be evaluated in an independent device, the customer should always evaluate and test devices mounted in the customer's products or equipment.
- SANYO Electric Co., Ltd. strives to supply high-quality high-reliability products. However, any and all semiconductor products fail with some probability. It is possible that these probabilistic failures could give rise to accidents or events that could endanger human lives, that could give rise to smoke or fire, or that could cause damage to other property. When designing equipment, adopt safety measures so that these kinds of accidents or events cannot occur. Such measures include but are not limited to protective circuits and error prevention circuits for safe design, redundant design, and structural design.
- In the event that any or all SANYO products(including technical data, services) described or contained herein are controlled under any of applicable local export control laws and regulations, such products must not be exported without obtaining the export license from the authorities concerned in accordance with the above law.
- No part of this publication may be reproduced or transmitted in any form or by any means, electronic or mechanical, including photocopying and recording, or any information storage or retrieval system, or otherwise, without the prior written permission of SANYO Electric Co., Ltd.
- Any and all information described or contained herein are subject to change without notice due to product/technology improvement, etc. When designing equipment, refer to the "Delivery Specification" for the SANYO product that you intend to use.
- Information (including circuit diagrams and circuit parameters) herein is for example only ; it is not guaranteed for volume production. SANYO believes information herein is accurate and reliable, but no guarantees are made or implied regarding its use or any infringements of intellectual property rights or other rights of third parties.

This catalog provides information as of February, 2001. Specifications and information herein are subject to change without notice.