

## DATA SHEET

**NEC****JUNCTION FIELD EFFECT TRANSISTOR  
2SK3230C****N-CHANNEL SILICON JUNCTION FIELD EFFECT TRANSISTOR  
FOR IMPEDANCE CONVERTER OF ECM****DESCRIPTION**

The 2SK3230C contains a diode and high resistivity between its gates and sources, for achieving short stability time during power-on. In addition, because of its compact package and low noise, the 2SK3230C is especially suitable for compact ECMs for audio or mobile devices such as cell-phones.

**FEATURES**

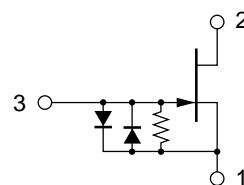
- Low noise:  
–108.5 dB TYP. ( $V_{DD} = 2.0\text{ V}$ ,  $C = 5\text{ pF}$ ,  $R_L = 2.2\text{ k}\Omega$ )
- Containing a diode and high resistivity, short stability time is achieved during power-on.
- Small package: SC-89 (TUSM)

**ORDERING INFORMATION**

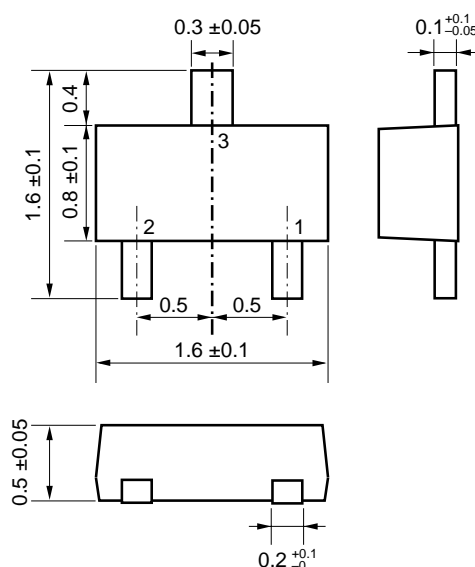
PART NUMBER	PACKAGE
2SK3230C	SC-89 (TUSM)

**ABSOLUTE MAXIMUM RATINGS ( $T_A = 25^\circ\text{C}$ )**

Drain to Source Voltage ( $V_{GS} = -1.0\text{ V}$ )	$V_{DSX}$	20	V
Gate to Drain Voltage	$V_{GDO}$	–20	V
Drain Current	$I_D$	10	mA
Gate Current	$I_G$	10	mA
Total Power Dissipation	$P_T$	100	mW
Junction Temperature	$T_j$	125	$^\circ\text{C}$
Storage Temperature	$T_{stg}$	–55 to +125	$^\circ\text{C}$

**EQUIVALENT CIRCUIT**

1: Source  
2: Drain  
3: Gate

**PACKAGE DRAWING (Unit: mm)**

**Caution** Please take care of ESD (Electro Static Discharge) when you handle the device in this document.

The information in this document is subject to change without notice. Before using this document, please confirm that this is the latest version.  
Not all products and/or types are available in every country. Please check with an NEC Electronics sales representative for availability and additional information.

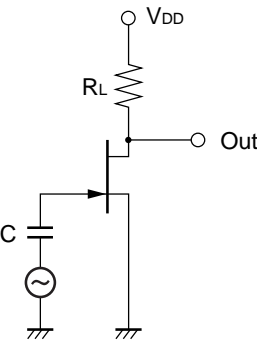
ELECTRICAL CHARACTERISTICS (T<sub>A</sub> = 25°C)

CHARACTERISTICS	SYMBOL	TEST CONDITIONS	MIN.	TYP.	MAX.	UNIT
Zero Gate Voltage Drain Cut-off Current	I <sub>DSS</sub>	V <sub>DS</sub> = 2.0 V, V <sub>GS</sub> = 0 V	90	200	430	μA
Gate Cut-off Voltage	V <sub>GS(off)</sub>	V <sub>DS</sub> = 2.0 V, I <sub>D</sub> = 1.0 μA		-0.37	-1.0	V
Forward Transfer Admittance	y <sub>fs1</sub>	V <sub>DS</sub> = 2.0 V, I <sub>D</sub> = 30 μA, f = 1.0 kHz	300	480		μS
	y <sub>fs2</sub>	V <sub>DS</sub> = 2.0 V, V <sub>GS</sub> = 0 V, f = 1.0 kHz	750	1300		μS
Input Capacitance	C <sub>iss</sub>	V <sub>DS</sub> = 2.0 V, V <sub>GS</sub> = 0 V, f = 1.0 MHz		4.0		pF
Voltage Gain	G <sub>v</sub>	V <sub>DD</sub> = 2.0 V, C = 5 pF, R <sub>L</sub> = 2.2 kΩ, V <sub>IN</sub> = 10 mV, f = 1 kHz		-1.0		dB
Noise Voltage	NV	V <sub>DD</sub> = 2.0 V, C = 5 pF, R <sub>L</sub> = 2.2 kΩ, A-curve		-108.5		dB

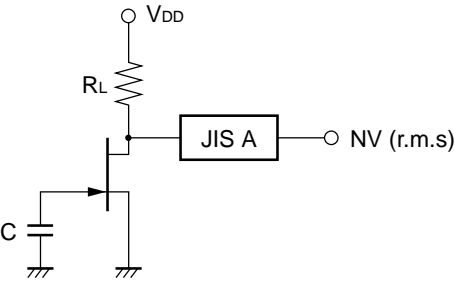
I<sub>DSS</sub> CLASSIFICATION

MARKING	EE	EF	EH	EJ
I <sub>DSS</sub> (μA)	90 to 180	150 to 240	210 to 350	320 to 430

VOLTAGE GAIN TEST CIRCUIT

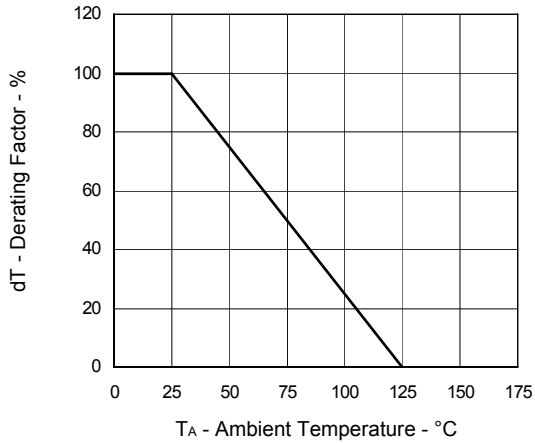


NOISE VOLTAGE TEST CIRCUIT

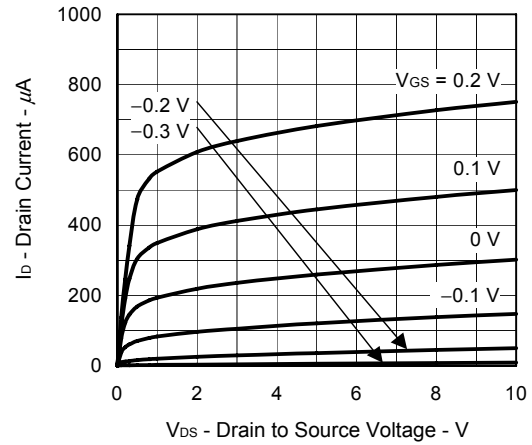


TYPICAL CHARACTERISTICS ( $T_A = 25^\circ\text{C}$ )

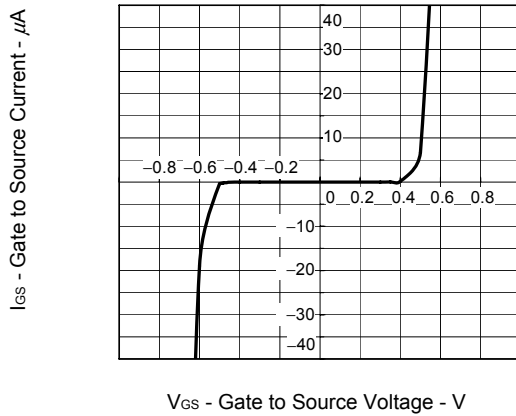
DERATING FACTOR OF POWER DISSIPATION



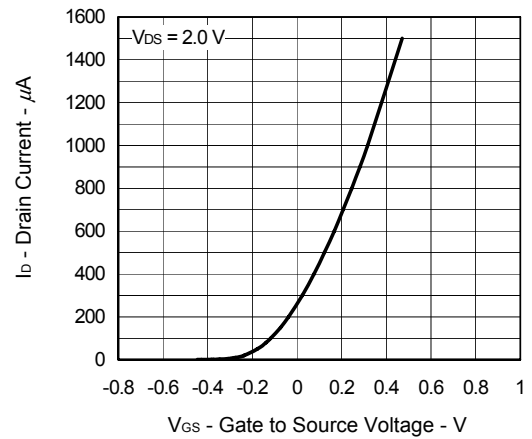
DRAIN CURRENT vs. DRAIN TO SOURCE VOLTAGE



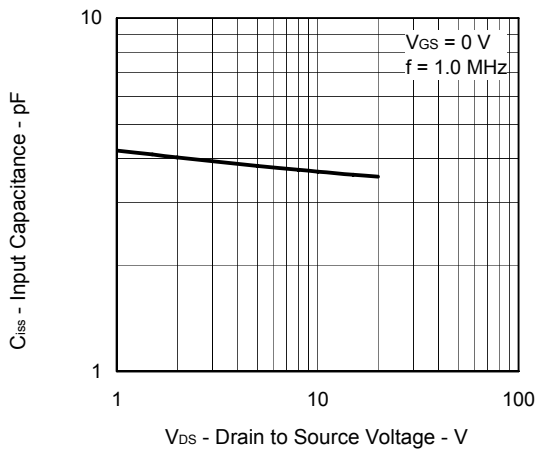
GATE TO SOURCE CURRENT vs. GATE TO SOURCE VOLTAGE



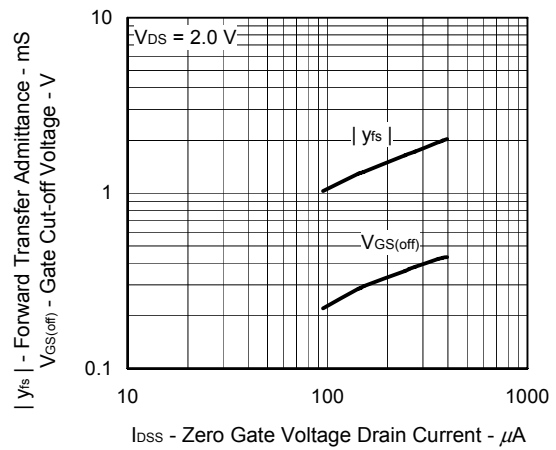
DRAIN CURRENT vs. GATE TO SOURCE VOLTAGE

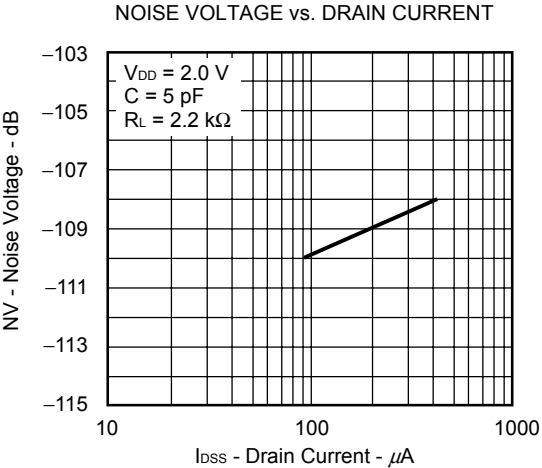
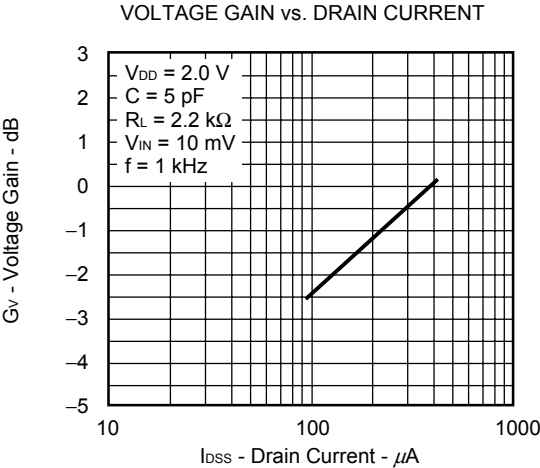


INPUT CAPACITANCE vs. DRAIN TO SOURCE VOLTAGE



FORWARD TRANSFER ADMITTANCE AND GATE CUT-OFF VOLTAGE vs. ZERO GATE VOLTAGE DRAIN CURRENT





- **The information in this document is current as of August, 2007. The information is subject to change without notice. For actual design-in, refer to the latest publications of NEC Electronics data sheets or data books, etc., for the most up-to-date specifications of NEC Electronics products. Not all products and/or types are available in every country. Please check with an NEC Electronics sales representative for availability and additional information.**

- No part of this document may be copied or reproduced in any form or by any means without the prior written consent of NEC Electronics. NEC Electronics assumes no responsibility for any errors that may appear in this document.
- NEC Electronics does not assume any liability for infringement of patents, copyrights or other intellectual property rights of third parties by or arising from the use of NEC Electronics products listed in this document or any other liability arising from the use of such products. No license, express, implied or otherwise, is granted under any patents, copyrights or other intellectual property rights of NEC Electronics or others.
- Descriptions of circuits, software and other related information in this document are provided for illustrative purposes in semiconductor product operation and application examples. The incorporation of these circuits, software and information in the design of a customer's equipment shall be done under the full responsibility of the customer. NEC Electronics assumes no responsibility for any losses incurred by customers or third parties arising from the use of these circuits, software and information.
- While NEC Electronics endeavors to enhance the quality, reliability and safety of NEC Electronics products, customers agree and acknowledge that the possibility of defects thereof cannot be eliminated entirely. To minimize risks of damage to property or injury (including death) to persons arising from defects in NEC Electronics products, customers must incorporate sufficient safety measures in their design, such as redundancy, fire-containment and anti-failure features.
- NEC Electronics products are classified into the following three quality grades: "Standard", "Special" and "Specific".

The "Specific" quality grade applies only to NEC Electronics products developed based on a customer-designated "quality assurance program" for a specific application. The recommended applications of an NEC Electronics product depend on its quality grade, as indicated below. Customers must check the quality grade of each NEC Electronics product before using it in a particular application.

"Standard": Computers, office equipment, communications equipment, test and measurement equipment, audio and visual equipment, home electronic appliances, machine tools, personal electronic equipment and industrial robots.

"Special": Transportation equipment (automobiles, trains, ships, etc.), traffic control systems, anti-disaster systems, anti-crime systems, safety equipment and medical equipment (not specifically designed for life support).

"Specific": Aircraft, aerospace equipment, submersible repeaters, nuclear reactor control systems, life support systems and medical equipment for life support, etc.

The quality grade of NEC Electronics products is "Standard" unless otherwise expressly specified in NEC Electronics data sheets or data books, etc. If customers wish to use NEC Electronics products in applications not intended by NEC Electronics, they must contact an NEC Electronics sales representative in advance to determine NEC Electronics' willingness to support a given application.

(Note)

- (1) "NEC Electronics" as used in this statement means NEC Electronics Corporation and also includes its majority-owned subsidiaries.
- (2) "NEC Electronics products" means any product developed or manufactured by or for NEC Electronics (as defined above).