



SINGLE PHASE GLASS PASSIVATED BRIDGE RECTIFIER 2W005GN ~ 2W10GN

Single Phase Glass Passivated Bridge Rectifier

Features

- Glass Passivated Chip Junction
- Low Forward Voltage Drop
- High Current Capability
- This Series is UL Recognized Under Component Index, File Number E197450
- Ideal for Printed Circuit Boards
- RoHS and REACH Compliance



Mechanical Data

Case:	Molded plastic body
Epoxy:	Meets UL 94V-0 flammability rating
Terminals:	Plated terminal, solderable per MIL-STD 202, Method 208
Polarity:	As marked on body
Mounting position:	Any
Weight:	0.04 ounce, 1.1 gram

Maximum Ratings ($T_{Ambient}=25^{\circ}C$ unless noted otherwise)

Symbol	Description	2W005G N	2W01G N	2W02G N	2W04G N	2W06G N	2W08G N	2W10G N	Unit	Conditions
V_{RRM}	Max Recurrent Peak Reverse Voltage	50	100	200	400	600	800	1000	V	
V_{RMS}	Max RMS Voltage	35	70	140	280	420	560	700	V	
V_{DC}	Max DC Blocking Voltage	50	100	200	400	600	800	1000	V	
I_{F(AV)}	Max Average Forward Rectified Current	2.0							A	At 0.375' (9.5mm) lead length
I_{FSM}	Peak Forward Surge Current	60							A	8.3ms single half sine-wave
T_J, T_{STG}	Operating and Storage Temperature	-55 to +150							°C	
I_{2t}	Rating for Fusing	15							A2s	T<8.3mS



2W005GN ~ 2W10GN

Electrical Characteristics ($T_{Ambient}=25^{\circ}C$ unless noted otherwise)

Symbol	Description	2W005GN	2W01GN	2W02GN	2W04GN	2W06GN	2W08GN	2W10GN	Unit	Conditions
V_F	Max Instantaneous Forward Voltage	1.1							V	$I_F=2.0A$
I_R	Max DC Reverse Current at Rated DC Blocking Voltage	5.0							μA	$T_A=25^{\circ}C$
		500								$T_A=125^{\circ}C$
C_J	Typical Junction Capacitance	40			20				pF	At 1MHz, reversed voltage of 4V
$R_{\theta-JA}$	Typical Thermal Resistance per leg	40							$^{\circ}C/W$	At 0.375' (9.5mm) lead length
$R_{\theta-JI}$		15								

Note:

1. Ratings at 25 °C ambient temperature unless otherwise specified

Typical Characteristics Curves

FIG.1 - FORWARD CURRENT DERATING CURVE

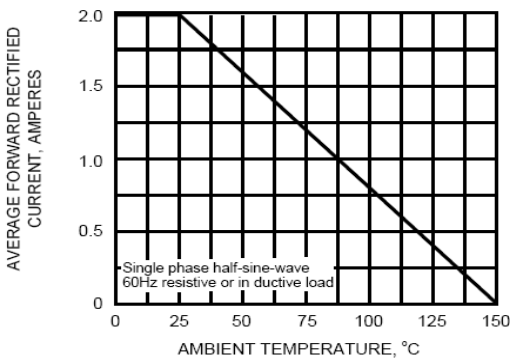


FIG.2 - MAXIMUM NON-REPETITIVE PEAK FORWARD SURGE CURRENT

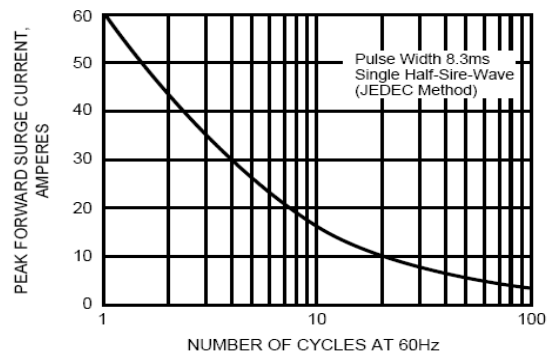


FIG.3 - TYPICAL INSTANTANEOUS FORWARD CHARACTERISTICS

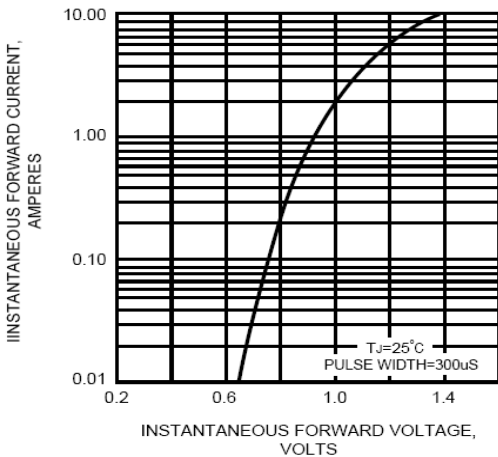
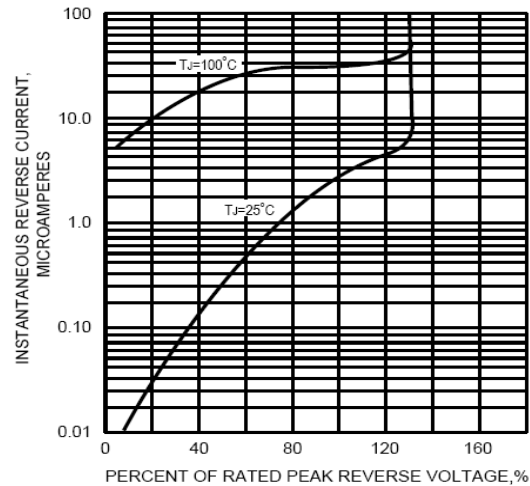


FIG.4 - TYPICAL REVERSE CHARACTERISTICS PER BRIDGE ELEMENT

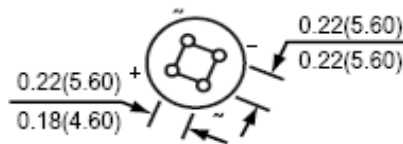
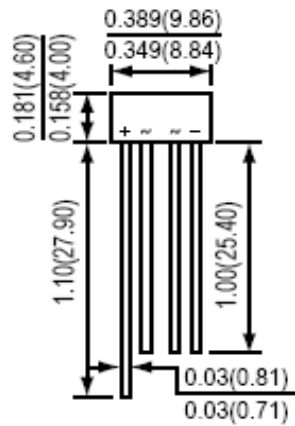




MEI SEMI Single Phase Glass Passivated Bridge Rectifier

2W005GN ~ 2W10GN

Dimensions in inch (mm)



Contact us:

US HEADQUARTERS

MEI SEMI INC.

2900 Corvin Drive, Santa Clara, CA95051, USA

Tel: 1-408-733-0808 Fax: 1-408-733-2828

CHINA FACTORY

MEI SEMI CO., LTD

#259, South Hu Xi Road, Ma An Shan City, An Hui Province, 243000, China

Tel: 86-555-2109849 Fax: 86-555-3509998

#888, Guang Hua Road, Shanghai, 201108, China

Tel: 86-21-61509848 Fax: 86-21-64420756