

Technical Data
Data Sheet N1209, Rev. C

Green Products

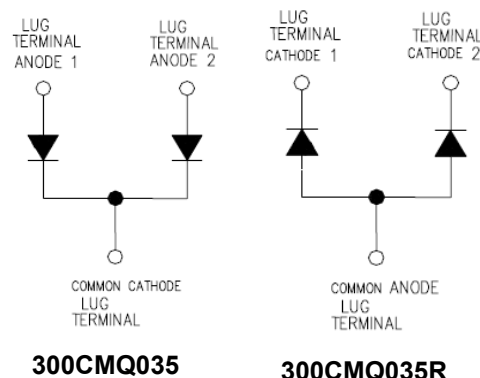
300CMQ... SERIES SCHOTTKY RECTIFIER

Applications:

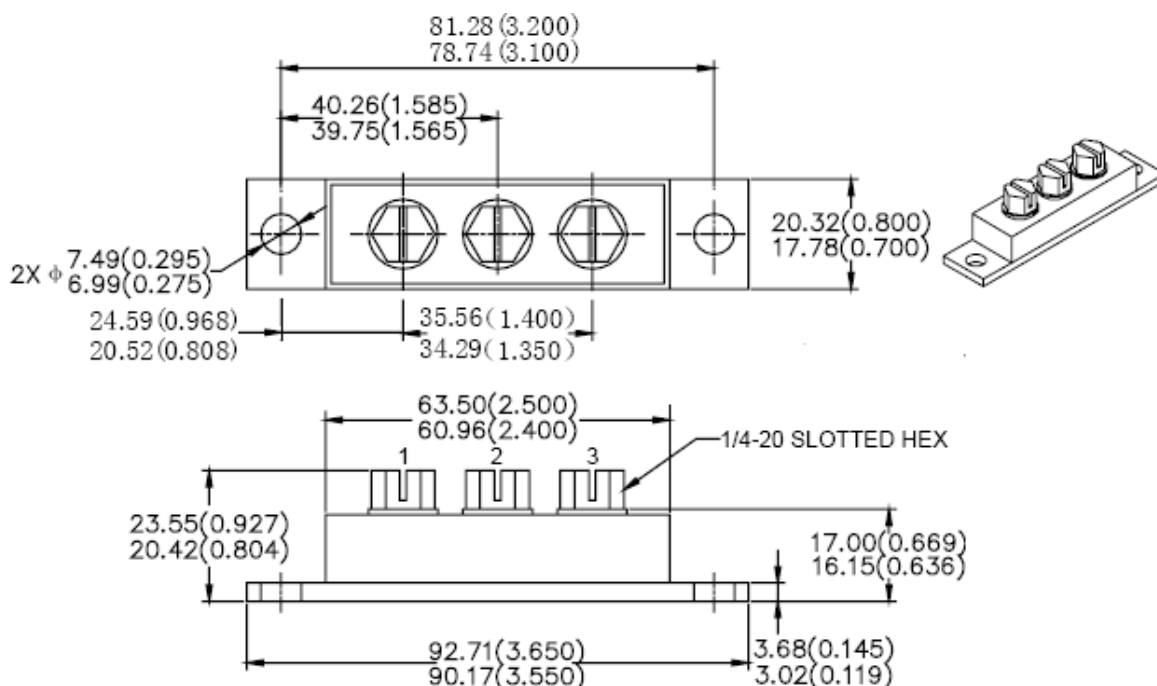
- High current switching power supply • Plating power supply • Free-Wheeling diodes
- Reverse battery protection • Converters • UPS System • Welding

Features:

- 150 °C T_J operation
- Center tap module
- High purity, high temperature epoxy encapsulation for enhanced mechanical strength and moisture resistance
- Low forward voltage drop
- High frequency operation
- Guard ring for enhanced ruggedness and long term reliability
- This is a Pb – Free Device
- All SMC parts are traceable to the wafer lot
- Additional testing can be offered upon request



Mechanical Dimensions: In mm/Inches



Please Note: Suffix "R" Denotes For Reversed Polarity
PRM4 (Isolated)

MARKING, MOLDING RESIN

Marking for 300CMQ035/R, 1st row SS YYWWL, 2nd row 300CMQ035/300CMQ035R

Where YY is the manufacture year

WW is the manufacture week code

L is the wafer's Lot Number

Molding resin

Epoxy resin UL:94V-0

Technical Data
Data Sheet N1209, Rev. C
Green Products
Maximum Ratings:

Characteristics	Symbol	Condition	Max.		Units
Peak Inverse Voltage	V_{RWM}	-	35	300CMQ035/R	V
			40	300CMQ040/R	
			45	300CMQ045/R	
Max. Average Forward Current	$I_{F(AV)}$	50% duty cycle @ $T_C = 104^\circ\text{C}$, rectangular wave form	150	per leg	A
			300	per device	
Max. Peak One Cycle Non-Repetitive Surge Current (per leg)	I_{FSM}	8.3 ms, half Sine pulse	2880		A
Non-Repetitive Avalanche Energy(per leg)	E_{AS}	$T_J = 25^\circ\text{C}, I_{AS} = 30\text{A}, L = 0.67\text{mH}$	150		mJ
Repetitive Avalanche Current(per leg)	I_{AR}	Current decaying linearly to zero in 1 μsec Frequency limited by T_J max. $V_A = 1.5 \times V_R$ typical	30		A

Electrical Characteristics:

Characteristics	Symbol	Condition	Max.	Units
Max. Forward Voltage Drop (per leg) *	V_{F1}	@ 150A, Pulse, $T_J = 25^\circ\text{C}$	0.61	V
		@ 300A, Pulse, $T_J = 25^\circ\text{C}$	0.77	
Max. Reverse Current (per leg) *	I_{R1}	@ $V_R = \text{rated } V_R, T_J = 25^\circ\text{C}$	15	mA
		@ $V_R = \text{rated } V_R, T_J = 125^\circ\text{C}$	750	
Max. Junction Capacitance (per leg)	C_T	@ $V_R = 5\text{V}, T_C = 25^\circ\text{C}$ $f_{SIG} = 1\text{MHz}$	7750	pF
Typical Series Inductance (per leg)	L_S	Measured lead to lead 5 mm from package body	6.0	nH
Max. Voltage Rate of Change	dv/dt	-	10,000	V/ μs

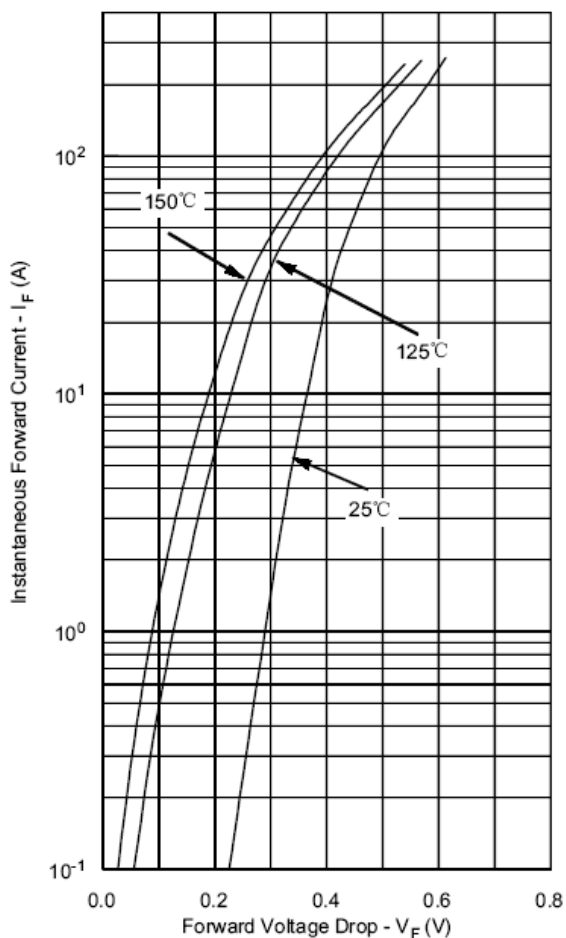
* Pulse Width < 300 μs , Duty Cycle < 2%

Thermal-Mechanical Specifications:

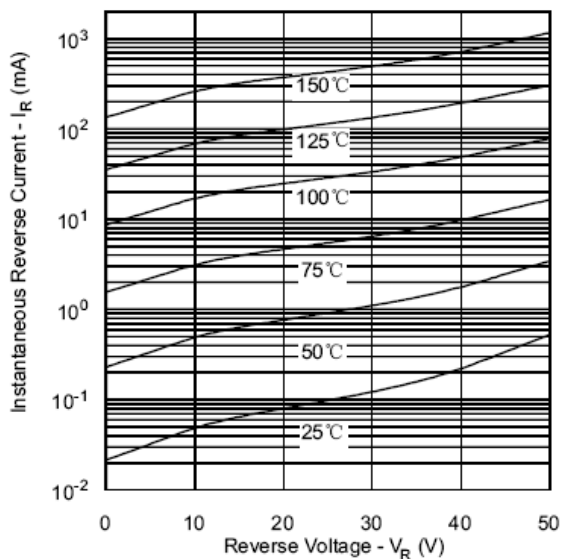
Characteristics	Symbol	Condition	Specification		Units
Max. Junction Temperature	T_J	-	-55 to +150		$^\circ\text{C}$
Max. Storage Temperature	T_{stg}	-	-55 to +150		$^\circ\text{C}$
Maximum Thermal Resistance Junction to Case (per leg)	$R_{\theta JC}$	DC operation	0.50		$^\circ\text{C/W}$
Maximum Thermal Resistance Junction to Case (per package)	$R_{\theta JC}$	DC operation	0.25		$^\circ\text{C/W}$
Typical Thermal Resistance, case to Heat Sink	$R_{\theta cs}$	Mounting surface, smooth and greased	0.10		$^\circ\text{C/W}$
Mounting Torque	T_M	-	Mounting Torque	24(min) 35(max)	Kg-cm
			Terminal Torque	35(min) 46(max)	
Approximate Weight	wt	-	79		g
Case Style	PRM4 Isolated				

• Weiqi Street, Airport Development Zone, Jiangning District, Nanjing, China 211113 ☎ (86) 25-87123907 •
 • FAX (86) 25-87123900 • World Wide Web Site - <http://www.sangdest.com.cn> • E-Mail Address - sales@sangdest.com.cn •

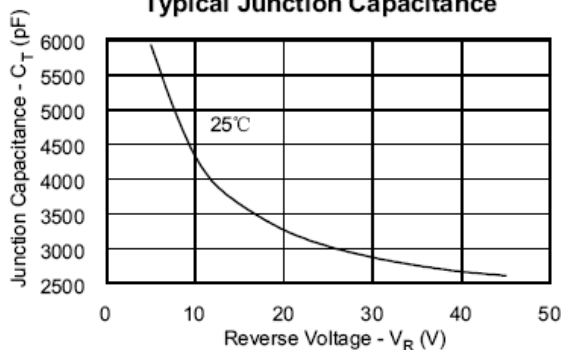
Typical Forward Characteristics



Typical Reverse Characteristics



Typical Junction Capacitance



DISCLAIMER:

- 1- The information given herein, including the specifications and dimensions, is subject to change without prior notice to improve product characteristics. Before ordering, purchasers are advised to contact the SMC - Sangdest Microelectronics (Nanjing) Co., Ltd sales department for the latest version of the datasheet(s).
- 2- In cases where extremely high reliability is required (such as use in nuclear power control, aerospace and aviation, traffic equipment, medical equipment, and safety equipment), safety should be ensured by using semiconductor devices that feature assured safety or by means of users' fail-safe precautions or other arrangement.
- 3- In no event shall SMC - Sangdest Microelectronics (Nanjing) Co., Ltd be liable for any damages that may result from an accident or any other cause during operation of the user's units according to the datasheet(s). SMC - Sangdest Microelectronics (Nanjing) Co., Ltd assumes no responsibility for any intellectual property claims or any other problems that may result from applications of information, products or circuits described in the datasheets.
- 4- In no event shall SMC - Sangdest Microelectronics (Nanjing) Co., Ltd be liable for any failure in a semiconductor device or any secondary damage resulting from use at a value exceeding the absolute maximum rating.
- 5- No license is granted by the datasheet(s) under any patents or other rights of any third party or SMC - Sangdest Microelectronics (Nanjing) Co., Ltd.
- 6- The datasheet(s) may not be reproduced or duplicated, in any form, in whole or part, without the expressed written permission of SMC - Sangdest Microelectronics (Nanjing) Co., Ltd.
- 7- The products (technologies) described in the datasheet(s) are not to be provided to any party whose purpose in their application will hinder maintenance of international peace and safety nor are they to be applied to that purpose by their direct purchasers or any third party. When exporting these products (technologies), the necessary procedures are to be taken in accordance with related laws and regulations..