

TOSHIBA SCHOTTKY BARRIER RECTIFIER STACK SCHOTTKY BARRIER TYPE

# 30GWJ2C48C, U30GWJ2C48C

SWITCHING MODE POWER SUPPLY APPLICATION  
 CONVERTER & CHOPPER APPLICATION

- Repetitive Peak Reverse Voltage :  $V_{RRM} = 40\text{ V}$
- Average Output Rectified Current :  $I_O = 30\text{ A}$
- Low Switching Losses and Output Noise

Unit: mm

30GJ2C48C		U30GJ2C48C	
JEDEC	—	JEDEC	—
JEITA	—	JEITA	—
TOSHIBA	12-10D1A	TOSHIBA	12-10D2A

## ABSOLUTE MAXIMUM RATINGS (Ta = 25°C)

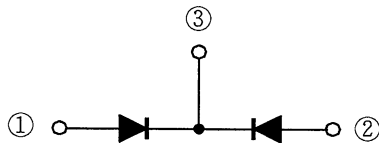
CHARACTERISTIC	SYMBOL	RATING	UNIT
Repetitive Peak Reverse Voltage	V <sub>RRM</sub>	40	V
Repetitive Peak Reverse Surge Voltage (Note 1)	V <sub>RRSM</sub>	48	V
Average Output Rectified Current	I <sub>O</sub>	30	A
Peak One Cycle Surge Forward Current (Sine Wave)	I <sub>FSM</sub>	300 (50Hz)	A
		330 (60Hz)	
Junction Temperature	T <sub>j</sub>	-40~125	°C
Storage Temperature Range	T <sub>stg</sub>	-40~150	°C

Note 1: Pulse Width (t<sub>w</sub>) ≤ 500ns, duty (t<sub>w</sub> / T) ≤ 1 / 25

Note 2: Using continuously under heavy loads (e.g. the application of high temperature/current/voltage and the significant change in temperature, etc.) may cause this product to decrease in the reliability significantly even if the operating conditions (i.e. operating temperature/current/voltage, etc.) are within the absolute maximum ratings.

Please design the appropriate reliability upon reviewing the Toshiba Semiconductor Reliability Handbook ("Handling Precautions"/Derating Concept and Methods) and individual reliability data (i.e. reliability test report and estimated failure rate, etc).

## POLARITY

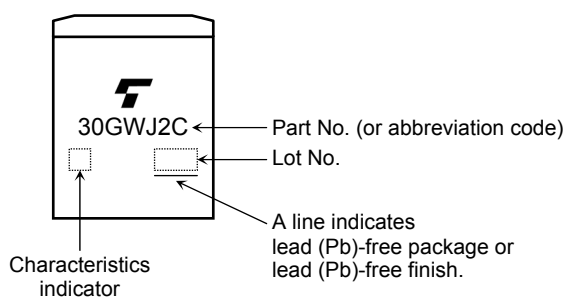


## ELECTRICAL CHARACTERISTICS (Ta = 25°C)

CHARACTERISTIC	SYMBOL	TEST CONDITION	TYP.	MAX.	UNIT
Peak Forward Voltage	V <sub>FM</sub>	I <sub>FM</sub> =15A	—	0.55	V
Repetitive Peak Reverse Current	I <sub>RRM</sub>	V <sub>RRM</sub> =Rated	—	15	mA
Junction Capacitance	C <sub>j</sub>	V <sub>R</sub> =10V, f=1.0MHz	600	—	pF
Thermal Resistance	R <sub>th(j-c)</sub>	Total DC, Junction to Case	—	1.2	°C / W

V<sub>FM</sub>, I<sub>RRM</sub>, C<sub>j</sub> : A value applic to one cell.

## MARKING



Abbreviation Code	Part No.
30GWJ2C	30GWJ2C48C
30GWJ2C	U30GWJ2C48C

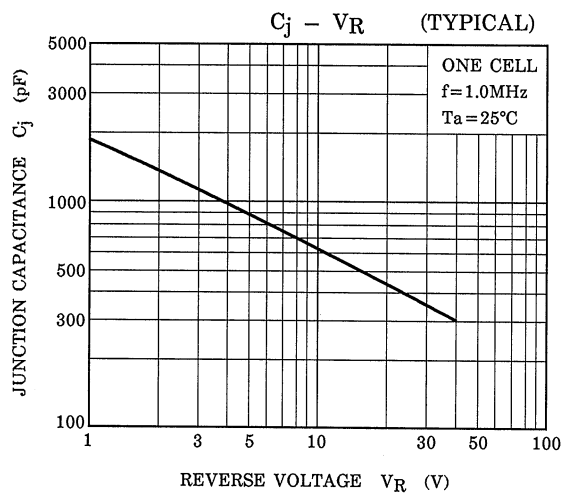
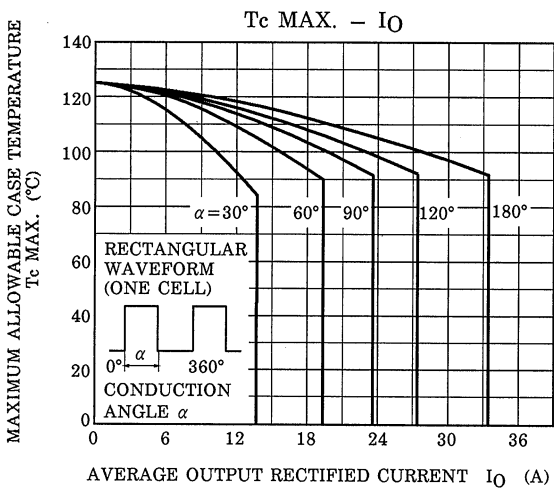
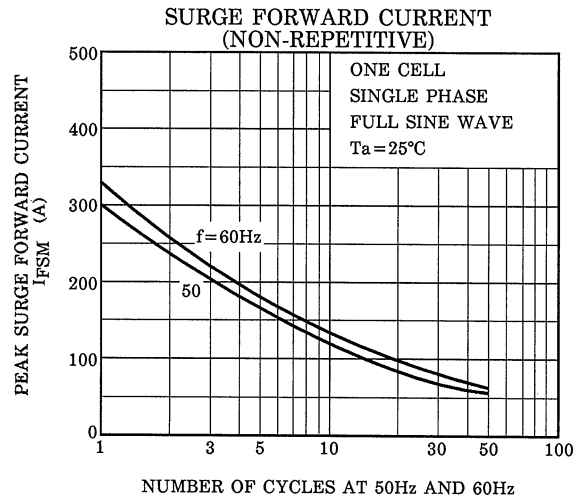
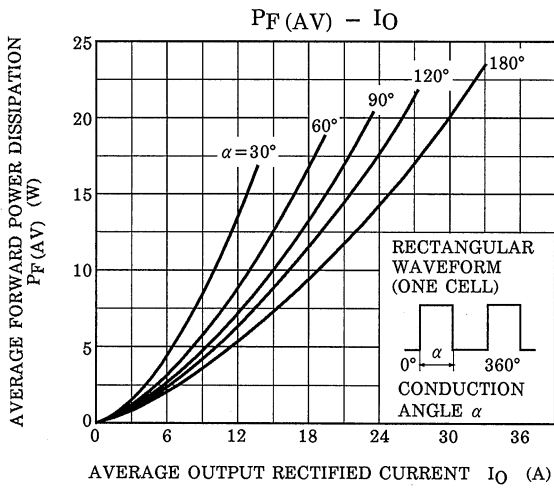
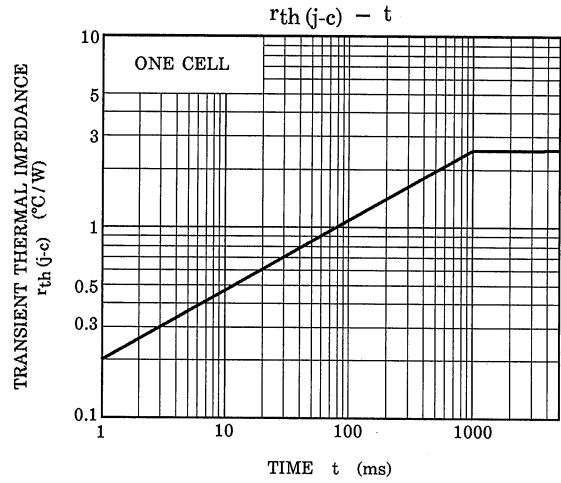
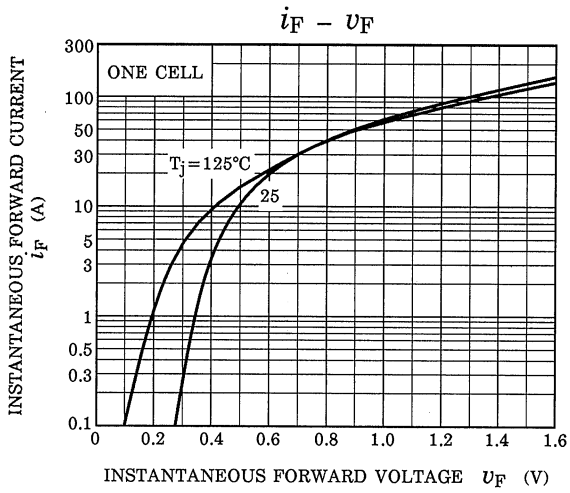
**Handling Precaution**

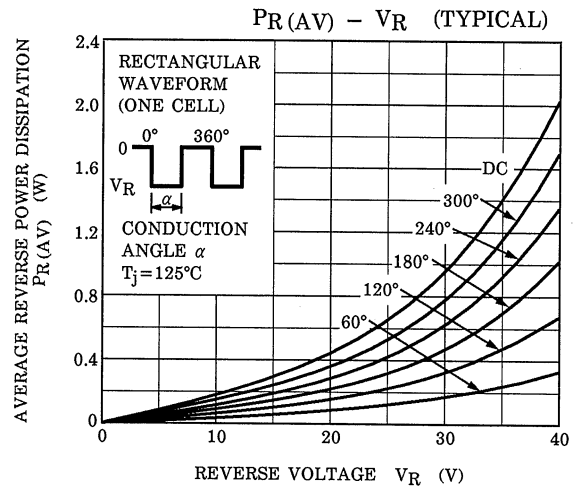
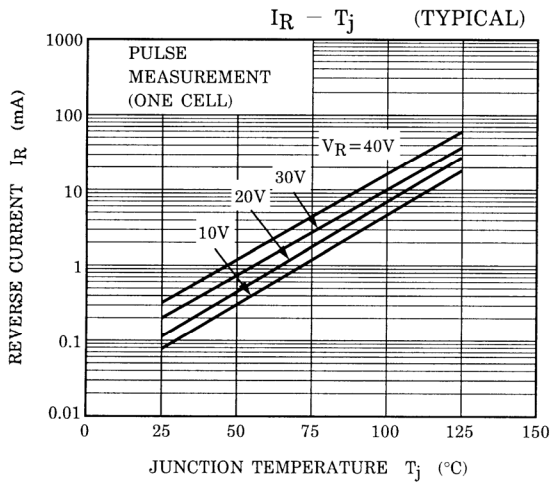
Schottky barrier diodes have reverse current characteristics compared to other diodes. There is a possibility SBD may cause thermal runaway when it is used under high temperature or high voltage. Please take forward and reverse loss into consideration during design.

The absolute maximum ratings denote the absolute maximum ratings, which are rated values and must not be exceeded during operation, even for an instant. The following are the general derating methods that we recommend when you design a circuit with a device.

- VRRM: Use this rating with reference to the above. VRRM has a temperature coefficient of 0.1%/°C. Take this temperature coefficient into account designing a device at low temperature.
- IO: We recommend that the worst case current be no greater than 80% of the absolute maximum rating of IO and Tj be below 100°C. When using this device, take the margin into consideration by using an allowable Tamax-IO curve.
- IFSM: This rating specifies the non-repetitive peak current. This is only applied for an abnormal operation, which seldom occurs during the lifespan of the device.
- Tj: Derate this rating when using a device in order to ensure high reliability. We recommend that the device be used at a Tj of below 100°C.

Please refer to the Rectifiers databook for further information.





**RESTRICTIONS ON PRODUCT USE**

20070701-EN

- The information contained herein is subject to change without notice.
- TOSHIBA is continually working to improve the quality and reliability of its products. Nevertheless, semiconductor devices in general can malfunction or fail due to their inherent electrical sensitivity and vulnerability to physical stress. It is the responsibility of the buyer, when utilizing TOSHIBA products, to comply with the standards of safety in making a safe design for the entire system, and to avoid situations in which a malfunction or failure of such TOSHIBA products could cause loss of human life, bodily injury or damage to property.  
In developing your designs, please ensure that TOSHIBA products are used within specified operating ranges as set forth in the most recent TOSHIBA products specifications. Also, please keep in mind the precautions and conditions set forth in the "Handling Guide for Semiconductor Devices," or "TOSHIBA Semiconductor Reliability Handbook" etc.
- The TOSHIBA products listed in this document are intended for usage in general electronics applications (computer, personal equipment, office equipment, measuring equipment, industrial robotics, domestic appliances, etc.). These TOSHIBA products are neither intended nor warranted for usage in equipment that requires extraordinarily high quality and/or reliability or a malfunction or failure of which may cause loss of human life or bodily injury ("Unintended Usage"). Unintended Usage include atomic energy control instruments, airplane or spaceship instruments, transportation instruments, traffic signal instruments, combustion control instruments, medical instruments, all types of safety devices, etc.. Unintended Usage of TOSHIBA products listed in this document shall be made at the customer's own risk.
- The products described in this document shall not be used or embedded to any downstream products of which manufacture, use and/or sale are prohibited under any applicable laws and regulations.
- The information contained herein is presented only as a guide for the applications of our products. No responsibility is assumed by TOSHIBA for any infringements of patents or other rights of the third parties which may result from its use. No license is granted by implication or otherwise under any patents or other rights of TOSHIBA or the third parties.
- Please contact your sales representative for product-by-product details in this document regarding RoHS compatibility. Please use these products in this document in compliance with all applicable laws and regulations that regulate the inclusion or use of controlled substances. Toshiba assumes no liability for damage or losses occurring as a result of noncompliance with applicable laws and regulations.