


## 7/8" (22.2 mm) Conductive Plastic Potentiometer, Bushing Mount Type



### FEATURES

- 7/8" diameter single turn
- Compact size, advanced design technology
- Offer a cost effective solution to your potentiometer requirements
- Suitable model for all industrial applications



ELECTRICAL SPECIFICATIONS					
PARAMETER					
Resistance	Standard range, 1 kΩ to 50 kΩ				
Tolerance	<table border="1"> <tr> <th>STANDARD</th> <th>SPECIAL TO</th> </tr> <tr> <td>± 20 %</td> <td>± 10 %</td> </tr> </table>	STANDARD	SPECIAL TO	± 20 %	± 10 %
STANDARD	SPECIAL TO				
± 20 %	± 10 %				
Linearity (Independent)	<table border="1"> <tr> <th>STANDARD</th> <th>SPECIAL</th> </tr> <tr> <td>± 2.0 %</td> <td>± 1.0 %</td> </tr> </table>	STANDARD	SPECIAL	± 2.0 %	± 1.0 %
STANDARD	SPECIAL				
± 2.0 %	± 1.0 %				
Output Smoothness	0.1 % maximum				
TCR	± 600 ppm/°C maximum				
Power Rating	1.0 W at 70 °C derated to 0 W at 125 °C				
Electrical Travel	340° ± 3°				
End Voltage	0.5 % maximum				
Dielectric Withstanding Voltage	1000 V <sub>RMS</sub> , 60 Hz				
Insulation Resistance	1000 MΩ, 500 V <sub>DC</sub>				

MECHANICAL SPECIFICATIONS	
PARAMETER	
Rotation	360° continuous (optional mechanical stops 340° ± 3°)
Mounting	3/8 - 32 UNEF - 2A
Operating Torque Maximum	Starting and running 3.68 mNm (0.5 oz. - in)
Shaft Tolerance Maximum	
Runout	0.13 mm (0.005")
End Play	0.25 mm (0.010")
Radial Play	0.13 mm (0.005")
Weight	17.5 g (0.62 oz.)

ORDERING INFORMATION/DESCRIPTION								
357	B	0	10K	20 %	A	BO50	0 P 22	e4
MODEL	STYLE	FEATURES	OHMIC VALUE	TOLERANCE ON OHMIC VALUE	LINEARITY	PACKAGING	SHAFT TYPE	LEAD
	Bushing	0 Non turn pin and continuous rotation				Box of 50 pieces	Shaft diameter 0 = 6.0 mm or 1 = 6.35 (1/4")	Finish
		1 No non turn pin and continuous rotation	From 1K to 50 K	± 10 % or ± 20 %	X: ± 2 % A: ± 1 %		Shaft type P = plain S = slotted FMF (from Mounting face)	
		2 Non turn pin, with stops on rotation					Range from 12 mm to 75 mm in 1 mm increments	
		3 No non turn pin with stops on rotation						

SAP PART NUMBERING GUIDELINES						
357B	2	203	M	X	B25	1S22
MODEL	FEATURES	OHMIC VALUE	TOLERANCE ON OHMIC VALUE	LINEARITY	PACKAGING	SHAFT TYPE
		203 = 20K	M: ± 20 %/K: ± 10 %	X: ± 2 %	Box of 50 Pieces	

# Model 357

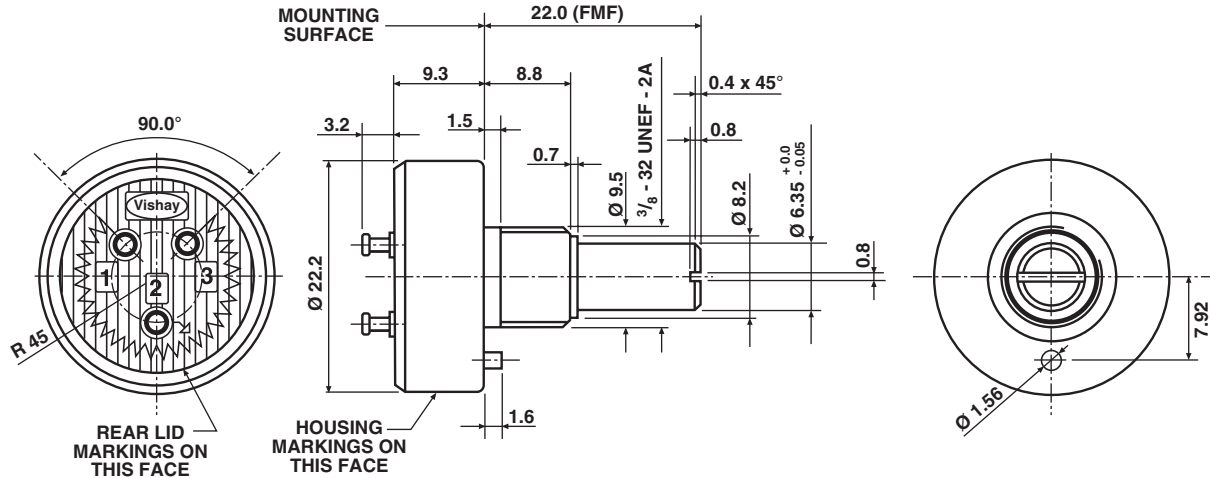
Vishay Spectrol

7/8" (22.2 mm) Conductive Plastic Potentiometer, Bushing Mount Type

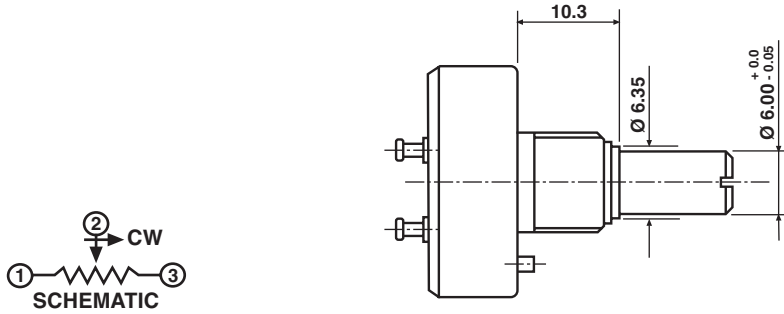


## DIMENSIONS in millimeters

### Ø 6.35 mm SHAFT VERSION



### Ø 6.0 mm SHAFT VARIATION: METRIC



TOLERANCES: LINEAR  $\pm 0.50$   
ANGULAR  $\pm 2^\circ$

ENVIRONMENTAL SPECIFICATIONS	
Vibration	15 g, 10 to 2000 Hz
Shock	50 g
Load Life	1000 h
Storage Temperature Range	- 55 °C to + 125 °C
Life	5 000 000 shaft revolutions
Materials:	
Housing:	Thermoplastic housing
Bushing:	Brass, nickel plated
Rear Lid:	Alumina
Shaft:	Stainless steel
Terminals:	Turret type, solder plated
Bushing Mount Hardware	
Lockwasher Internal Tooth:	Steel, nickel plated
Panel Nut:	Brass nickel plated

MARKING	
Unit Identification	Manufacturer's name and model number, resistance value and tolerance, linearity specification date code and terminal identification

RESISTANCE VALUE	
Ohms	1K, 2K, 5K, 10K, 20K, 50K



## Disclaimer

All product specifications and data are subject to change without notice.

Vishay Intertechnology, Inc., its affiliates, agents, and employees, and all persons acting on its or their behalf (collectively, "Vishay"), disclaim any and all liability for any errors, inaccuracies or incompleteness contained herein or in any other disclosure relating to any product.

Vishay disclaims any and all liability arising out of the use or application of any product described herein or of any information provided herein to the maximum extent permitted by law. The product specifications do not expand or otherwise modify Vishay's terms and conditions of purchase, including but not limited to the warranty expressed therein, which apply to these products.

No license, express or implied, by estoppel or otherwise, to any intellectual property rights is granted by this document or by any conduct of Vishay.

The products shown herein are not designed for use in medical, life-saving, or life-sustaining applications unless otherwise expressly indicated. Customers using or selling Vishay products not expressly indicated for use in such applications do so entirely at their own risk and agree to fully indemnify Vishay for any damages arising or resulting from such use or sale. Please contact authorized Vishay personnel to obtain written terms and conditions regarding products designed for such applications.

Product names and markings noted herein may be trademarks of their respective owners.