

**Description**

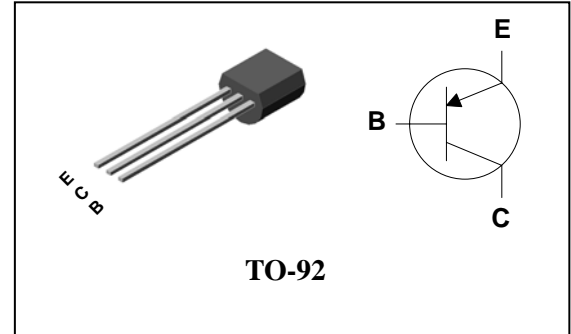
- General small signal amplifier

**Features**

- Low collector saturation voltage  
:  $V_{CE(sat)} = -0.3V(\text{Max.})$
- Low output capacitance :  $C_{ob} = 4pF(\text{Typ.})$
- Complementary pair with 2SC5343

**Ordering Information**

Type NO.	Marking	Package Code
2SA1980	A1980	TO-92

**PIN Connection**

**Absolute Maximum Ratings**

(Ta=25°C)

Characteristic	Symbol	Rating	Unit
Collector-base voltage	$V_{CBO}$	-50	V
Collector-emitter voltage	$V_{CEO}$	-50	V
Emitter-base voltage	$V_{EBO}$	-5	V
Collector current	$I_C$	-150	mA
Collector power dissipation	$P_C$	500	mW
Junction temperature	$T_j$	150	°C
Storage temperature range	$T_{stg}$	-55 ~ 150	°C

**Electrical Characteristics**

(Ta=25°C)

Characteristic	Symbol	Test Condition	Min.	Typ.	Max.	Unit
Collector-base breakdown voltage	$BV_{CBO}$	$I_C = -100\mu A, I_E = 0$	-50	-	-	V
Collector-emitter breakdown voltage	$BV_{CEO}$	$I_C = -1mA, I_B = 0$	-50	-	-	V
Emitter-base breakdown voltage	$BV_{EBO}$	$I_E = -10\mu A, I_C = 0$	-5	-	-	V
Collector cut-off current	$I_{CBO}$	$V_{CB} = -50V, I_E = 0$	-	-	-0.1	$\mu A$
Emitter cut-off current	$I_{EBO}$	$V_{EB} = -5V, I_C = 0$	-	-	-0.1	$\mu A$
DC current gain	$h_{FE}^*$	$V_{CE} = -6V, I_C = -2mA$	70	-	700	-
Collector-emitter saturation voltage	$V_{CE(sat)}$	$I_C = -100mA, I_B = -10mA$	-	-	-0.3	V
Transition frequency	$f_T$	$V_{CE} = -10V, I_C = -1mA$	80	-	-	MHz
Collector output capacitance	$C_{ob}$	$V_{CB} = -10V, I_E = 0, f = 1MHz$	-	4	7	pF
Noise figure	NF	$V_{CE} = -6V, I_C = -0.1mA$ $f = 1KHz, R_g = 10K\Omega$	-	-	10	dB

 \*:  $h_{FE}$  rank / O : 70~140, Y : 120~240, G : 200~400, L : 300~700. [WWW.YOZO.HK](http://WWW.YOZO.HK)

Electrical Characteristic Curves

Fig. 1  $P_C - T_a$

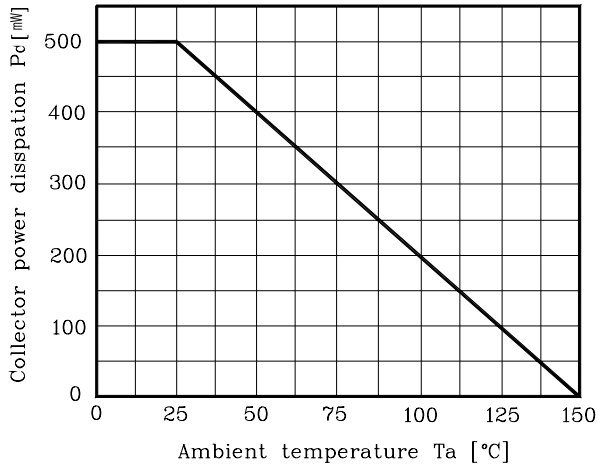


Fig. 2  $I_C - V_{BE}$

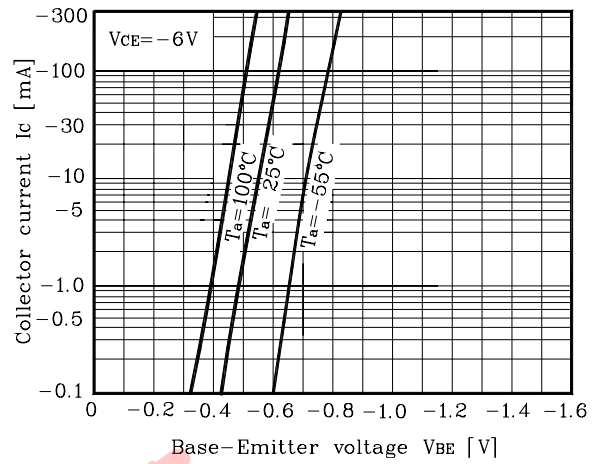


Fig. 3  $I_C - V_{CE}$

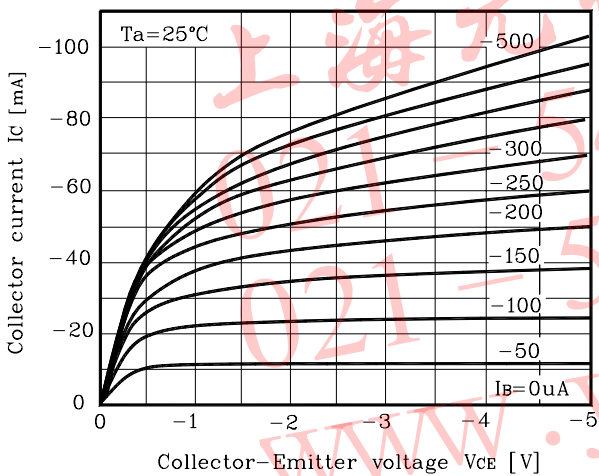


Fig. 4  $h_{FE} - I_C$

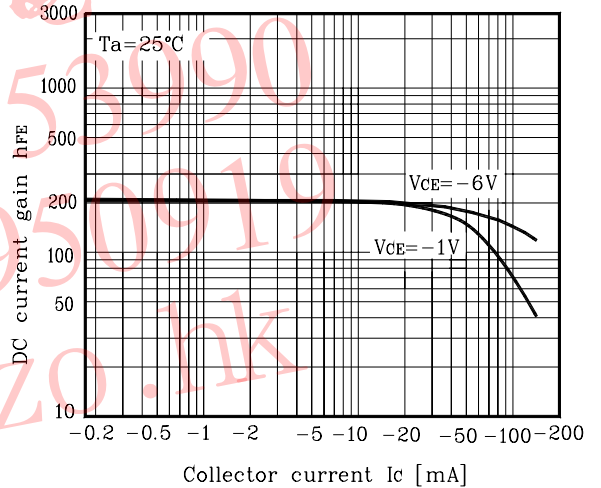
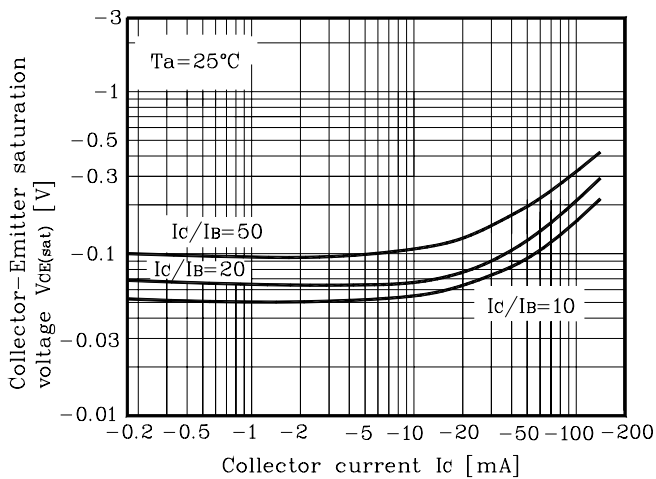
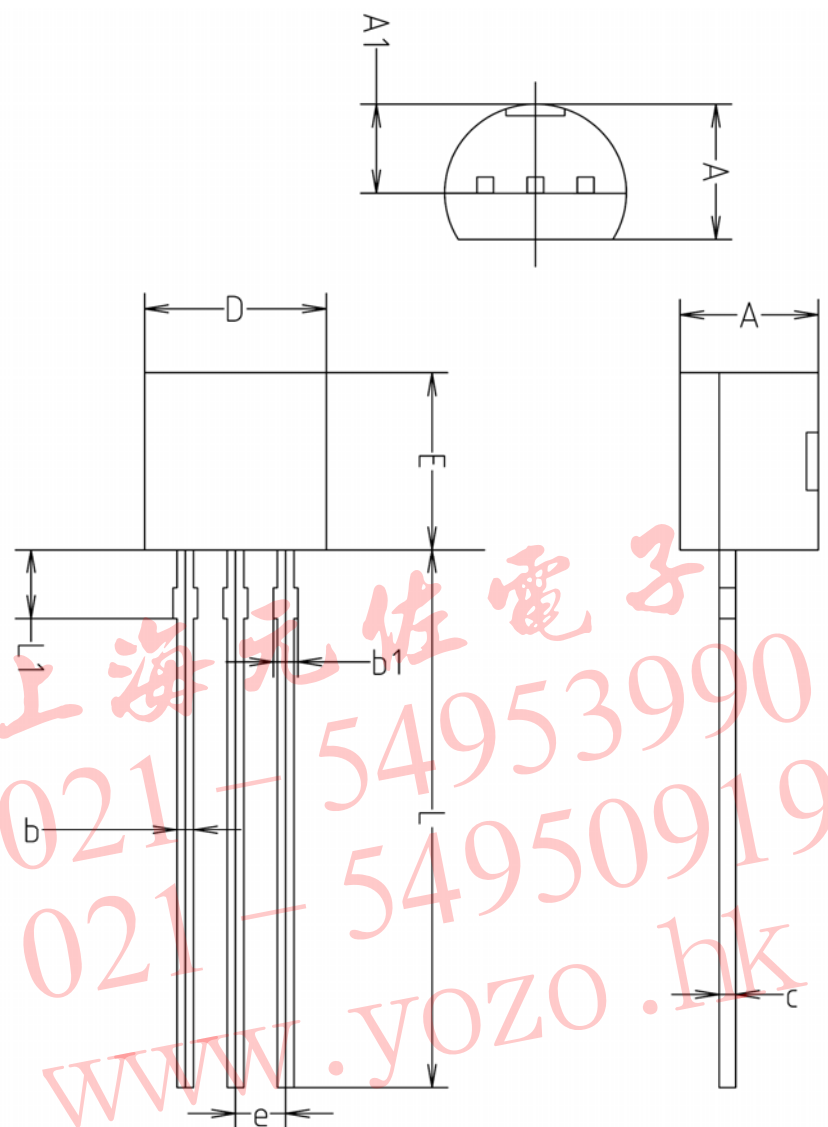


Fig. 5  $V_{CE(sat)} - I_C$



## Outline Dimension



SYMBOL	MILLMETERS(mm)		
	MINIMUM	NOMINAL	MAXIMUM
A	3.40	3.50	3.66
A1	2.46	2.51	2.59
b	0.39	0.44	0.53
b1	0.39	—	0.63
c	0.35	0.42	0.47
D	4.48	4.60	4.70
E	4.48	4.60	4.70
e	1.17	1.27	1.37
L	13.70	14.00	14.77
L1	1.55	1.70	2.15