



CONTACTOR, AC-3 3 KW/400 V, 1 NO,
AC 230 V, 50/60 HZ, 3-POLE, SIZE S00,
SCREW CONNECTION

General details:		
product brand name		SIRIUS
product designation		power contactor
Size of the contactor		S00
Protection class IP / on the front		IP20
Degree of pollution		3
Installation altitude / at a height over sea level / maximum	m	2,000
Ambient temperature / during operating	°C	-25 ... +60
Active power loss / per conductor / typical	W	0.42
Item designation		
<ul style="list-style-type: none"> • according to DIN EN 61346-2 • according to DIN 40719 extendable after IEC 204-2 / according to IEC 750 		Q K
Mechanical operating cycles as operating time		
<ul style="list-style-type: none"> • of the contactor / typical • of the contactor with added auxiliary switch block / typical • of the contactor with added electronics-compatible auxiliary switch block / typical 		30,000,000 10,000,000 5,000,000
Main circuit:		
Number of poles / for main current circuit		3

Number of NC contacts / for main contacts		0
Number of NO contacts / for main contacts		3
Operating current / at AC-1 / at 400 V / at 40 °C ambient temperature / rated value	A	18
Operating current / at AC-1 / at 400 V / at 60 °C ambient temperature / rated value	A	16
Operating current		
• at AC-3 / at 400 V / rated value	A	7
• with 1 current path		
• at DC-1		
• at 24 V / rated value	A	15
• at 110 V / rated value	A	1.5
• at DC-3 / at DC-5		
• at 24 V / rated value	A	15
• at 110 V / rated value	A	0.1
• with 2 current paths in series		
• at DC-1		
• at 24 V / rated value	A	15
• at 110 V / rated value	A	8.4
• at DC-3 / at DC-5		
• at 24 V / rated value	A	15
• at 110 V / rated value	A	0.25
• with 3 current paths in series		
• at DC-1		
• at 24 V / rated value	A	15
• at 110 V / rated value	A	15
• at DC-3 / at DC-5		
• at 24 V / rated value	A	15
• at 110 V / rated value	A	15
Service power		
• at AC-1 / at 400 V / rated value	kW	11
• at AC-2 / at 400 V / rated value	kW	3
• at AC-3		
• at 400 V / rated value	kW	3
• at 500 V / rated value	kW	3.5
• at 690 V / rated value	kW	4
Control circuit:		
Design of activation		conventional
Type of voltage / of the controlled supply voltage		AC
Control supply voltage frequency		

• 1 / rated value	Hz	50
• 2 / rated value	Hz	60
Control supply voltage / 1		
• at 50 Hz / for AC	V	230
• rated value		
• at 60 Hz / for AC	V	230
• rated value		

Auxiliary circuit:		
Contact reliability / of the auxiliary contacts		1 faulty switching per 100 million (17 V, 1 mA)
Number of NC contacts / for auxiliary contacts		
• instantaneous switching		0
• lagging switching		0
Number of NO contacts / for auxiliary contacts		
• instantaneous switching		1
• leading switching		0
Operating current / of the auxiliary contacts		
• at AC-12 / maximum	A	10
• at AC-15		
• at 230 V	A	6
• at 400 V	A	3
• at DC-12		
• at 60 V	A	6
• at 110 V	A	3
• at 220 V	A	1
• at DC-13		
• at 24 V	A	10
• at 60 V	A	2
• at 110 V	A	1
• at 220 V	A	0.3

Short-circuit:		
Design of the fuse link		
• for short-circuit protection of the auxiliary switch / required		fuse gL/gG: 10 A
• for short-circuit protection of the main circuit		
• with type of assignment 1 / required		fuse gL/gG: 35 A
• at type of coordination 2 / required		fuse gL/gG: 20 A

Installation/mounting/dimensions:		
Type of mounting		screw and snap-on mounting onto 35 mm standard mounting rail according to DIN EN 50022

series installation		Yes
Width	mm	45
Height	mm	57.5
Depth	mm	72
Distance, to be maintained, to earthed part / sideways	mm	6

Connection type:

Design of the electrical connection		
<ul style="list-style-type: none"> • for main current circuit • for auxiliary and control current circuit 		screw-type terminals screw-type terminals
Identification number and letter for switching elements		10 E

Certificates/approvals:



General Product Approval	Functional Safety / Safety of Machinery
 CQC  CSA KETI ROSTEST  UL SUVA	

Test Certificates

[Manufacturer](#)

Shipping Approval

 ABS  BUREAU VERITAS  DNV  GL  Lloyd's Register  PRS
--

Shipping Approval	other
  RMRS Manufacturer other	

Further information:

Information- and Downloadcenter (Catalogs, Brochures,...)

<http://www.siemens.com/industrial-controls/catalogs>

Industry Mall (Online ordering system)

<http://www.siemens.com/industrial-controls/mall>

CAX-Online-Generator

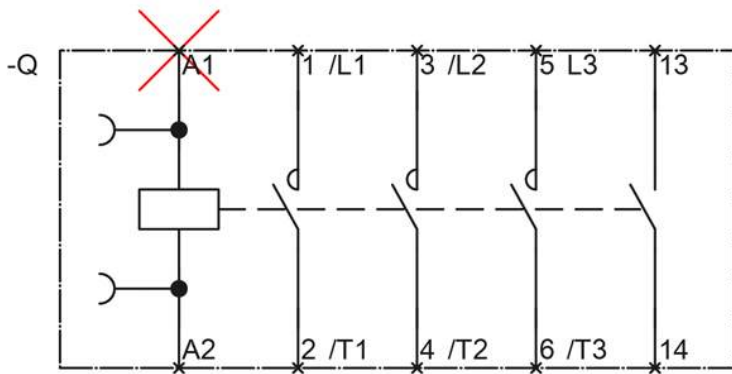
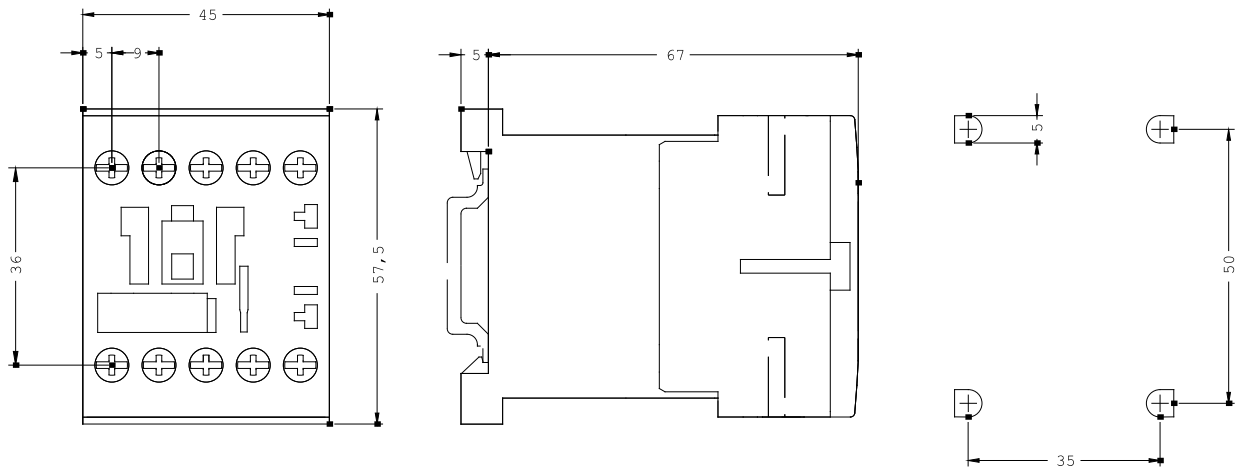
<http://www.siemens.com/cax>

Service&Support (Manuals, Certificates, Characteristics, FAQs,...)

<http://support.automation.siemens.com/WW/view/en/3RT1015-1AP01/all>

Image database (product images, 2D dimension drawings, 3D models, device circuit diagrams, ...)

http://www.automation.siemens.com/bilddb/cax_en.aspx?mlfb=3RT1015-1AP01



last change:

Feb 10, 2012