

FEATURES

- RoHS compliant
- Primary current rating 10A
- 20 to 200 turn variants
- Primary to secondary isolation 500Vrms
- 50kHz-500kHz frequency range
- Surface mount
- Industry-standard footprint
- UL94 V-0 package materials
- J-STD-020C reflow

PRODUCT OVERVIEW

The 5300 series of current sense transformers are designed to monitor AC currents. The transformers can be used for high frequency current sensing in applications such as switched-mode power supplies, motor control, and electronic lighting ballasts.

SELECTION GUIDE

Order Code	Turns Ratio	Min. Secondary Inductance mH	Max. DC Resistance		Isolation Voltage ¹ Vrms	Terminating Resistance to produce 1V _{out} /1A _{in} Ω
			Primary (8-7) mΩ	Secondary (1-3) Ω		
53020C	1:20	0.08	7.0	0.55	500	20
53030C	1:30	0.18	7.0	0.85	500	30
53040C	1:40	0.32	7.0	1.10	500	40
53050C	1:50	0.50	7.0	1.75	500	50
53060C	1:60	0.72	7.0	2.20	500	60
53070C	1:70	0.98	7.0	4.50	500	70
53100C	1:100	2.00	7.0	5.60	500	100
53125C	1:125	3.00	7.0	7.50	500	125
53150C	1:150	4.50	7.0	17.50	500	150
53200C	1:200	8.00	7.0	34.00	500	200

ABSOLUTE MAXIMUM RATINGS

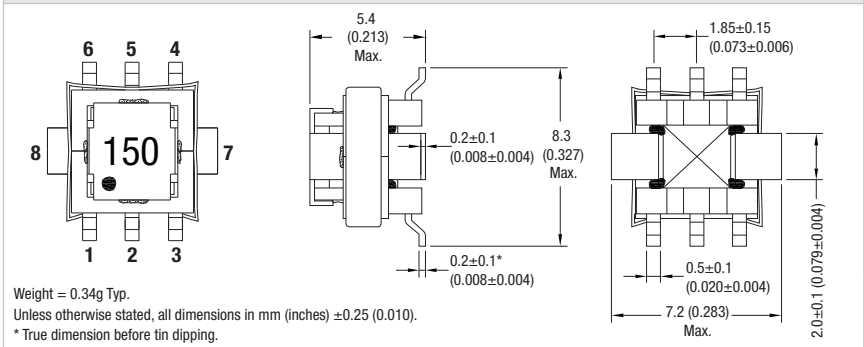
Operating free air temperature range	-40°C to 125°C
Storage temperature range	-40°C to 155°C

SOLDERING INFORMATION²

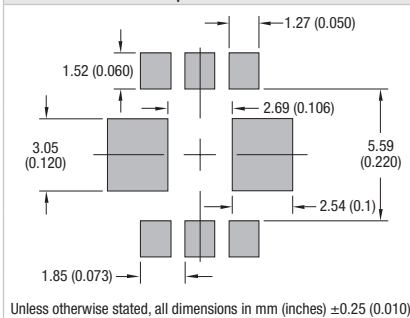
Peak reflow solder temperature	250°C
Pin finish	Tin
Moisture sensitivity level	1

PACKAGE SPECIFICATIONS

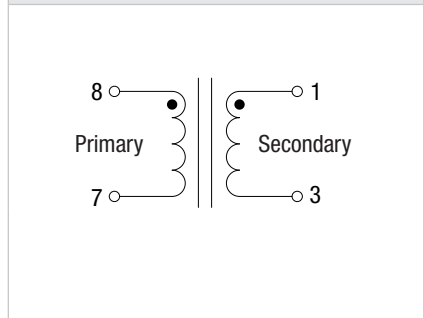
Mechanical Dimensions



Recommended Footprint Details



Schematic



For full details go to
www.murata-ps.com/rohs

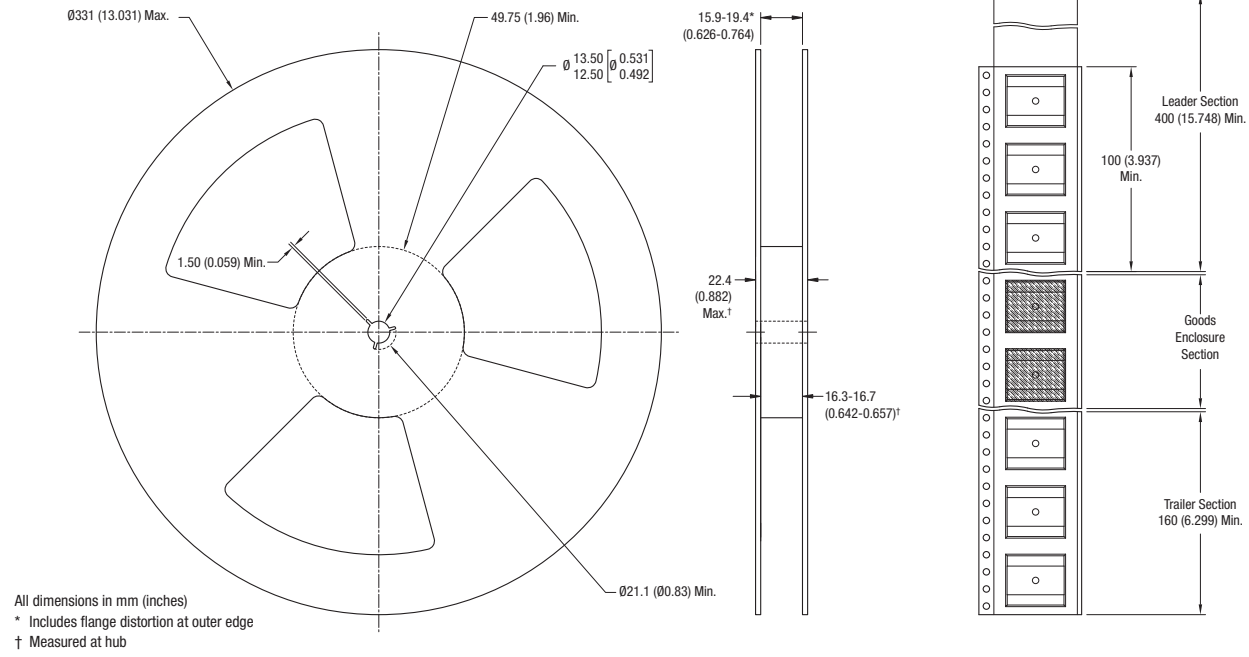
Specifications typical at T_a = 25°C

1 Flash tested for 1 second.

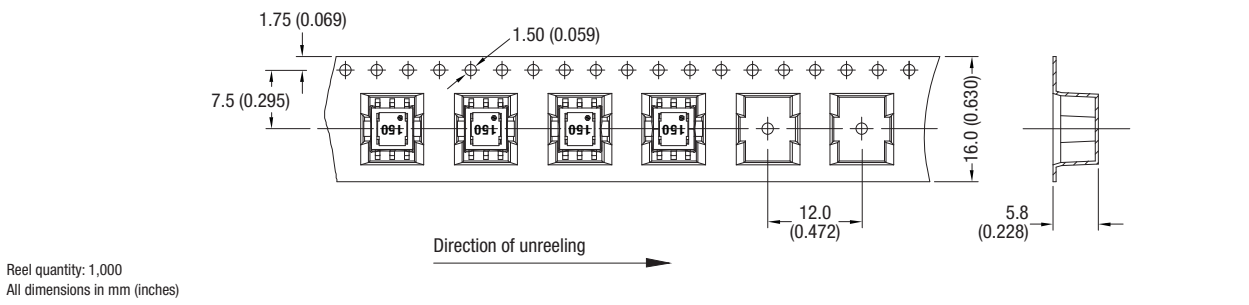
2 For further information, please visit www.murata-ps.com/rohs

PACKAGE SPECIFICATIONS

Reel Dimensions



Tape Outline Dimensions



This product is subject to the following [operating requirements](#) and the [Life and Safety Critical Application Sales Policy](#):

Refer to: <http://www.murata-ps.com/requirements/>

Murata Power Solutions, Inc. makes no representation that the use of its products in the circuits described herein, or the use of other technical information contained herein, will not infringe upon existing or future patent rights. The descriptions contained herein do not imply the granting of licenses to make, use, or sell equipment constructed in accordance therewith. Specifications are subject to change without notice. © 2018 Murata Power Solutions, Inc.