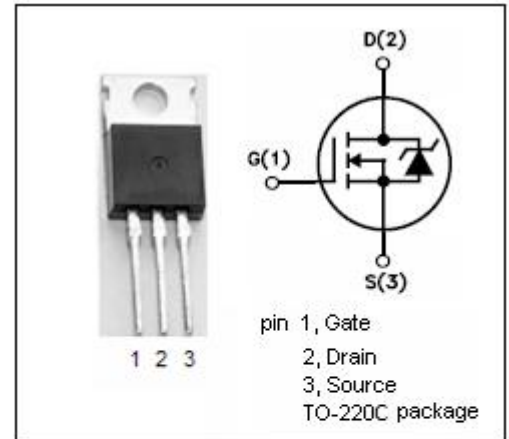


**isc N-Channel MOSFET Transistor**
**5N60**
**DESCRIPTION**

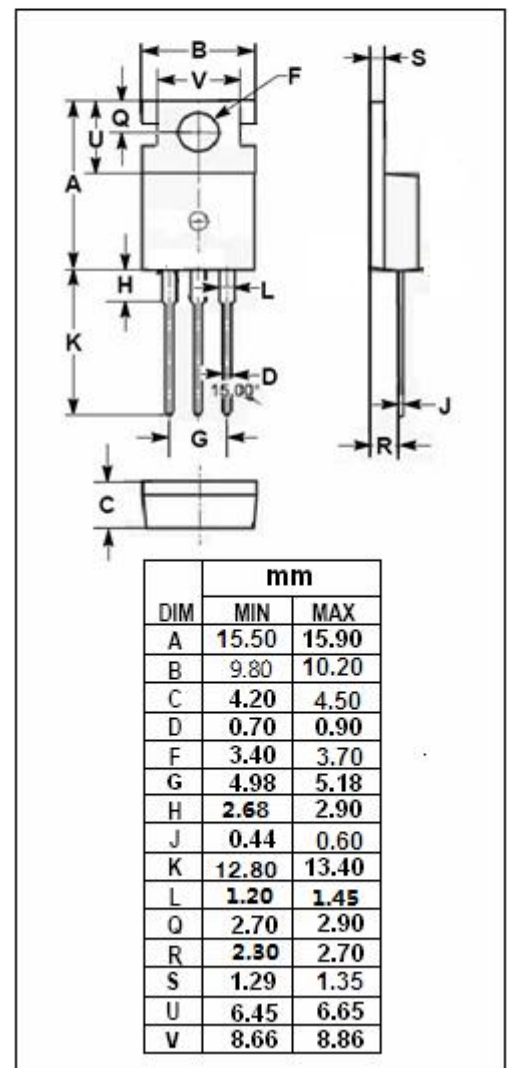
- Drain Current  $I_D = 5.6A @ T_C = 25^\circ C$
- Drain Source Voltage  
:  $V_{DSS} = 600V(\text{Min})$
- Fast Switching Speed
- Minimum Lot-to-Lot variations for robust device performance and reliable operation

**APPLICATIONS**

- AC Adapter, Battery Charge and SMPS


**ABSOLUTE MAXIMUM RATINGS( $T_C = 25^\circ C$ )**

SYMBOL	PARAMETER	VALUE	UNIT
$V_{DSS}$	Drain-Source Voltage ( $V_{GS}=0$ )	600	V
$V_{GS}$	Gate-Source Voltage	$\pm 30$	V
$I_D$	Drain Current-continuous@ $T_C = 25^\circ C$	5.6	A
$I_{D(puls)}$	Pulse Drain Current	20	A
$P_{tot}$	Total Dissipation@ $T_C = 25^\circ C$	100	W
$T_j$	Max. Operating Junction Temperature	150	$^\circ C$
$T_{stg}$	Storage Temperature Range	-55~150	$^\circ C$


**THERMAL CHARACTERISTICS**

SYMBOL	PARAMETER	MAX	UNIT
$R_{th\ j-c}$	Thermal Resistance, Junction to Case	1.67	$^\circ C/W$
$R_{th\ j-a}$	Thermal Resistance, Junction to Ambient	62.5	$^\circ C/W$

## isc N-Channel MOSFET Transistor


5N60

• ELECTRICAL CHARACTERISTICS (T<sub>c</sub>=25°C)

SYMBOL	PARAMETER	CONDITIONS	MIN	TYPE	MAX	UNIT
V <sub>(BR)DSS</sub>	Drain-Source Breakdown Voltage	V <sub>GS</sub> = 0; I <sub>D</sub> = 250μA	600			V
V <sub>GS(th)</sub>	Gate Threshold Voltage	V <sub>DS</sub> = V <sub>GS</sub> ; I <sub>D</sub> =250μA	2.0		4.0	V
V <sub>SD</sub>	Diode Forward On-Voltage	I <sub>S</sub> =5.6A; V <sub>GS</sub> = 0			1.5	V
R <sub>DS(on)</sub>	Drain-Source On-Resistance	V <sub>GS</sub> = 10V; I <sub>D</sub> =2.5A			1.5	Ω
I <sub>GSS</sub>	Gate-Body Leakage Current	V <sub>GS</sub> = ± 30V; V <sub>DS</sub> = 0			± 100	nA
I <sub>DSS</sub>	Zero Gate Voltage Drain Current	V <sub>DS</sub> = 600V; V <sub>GS</sub> = 0			10	μA

SWITCHING CHARACTERISTICS (T<sub>c</sub>=25°C)

SYMBOL	PARAMETER	CONDITIONS	MIN	TYP	MAX	UNIT
T <sub>d(on)</sub>	Turn-on Delay Time	V <sub>DD</sub> =300V, I <sub>D</sub> =5A R <sub>G</sub> =25Ω			15.8	ns
T <sub>r</sub>	Rise Time				15.2	ns
T <sub>d(off)</sub>	Turn-off Delay Time				46	ns
T <sub>f</sub>	Fall Time				18.2	ns

**NOTICE:**

ISC reserves the rights to make changes of the content herein the datasheet at any time without notification. The information contained herein is presented only as a guide for the applications of our products.

ISC products are intended for usage in general electronic equipment. The products are not designed for use in equipment which require specialized quality and/or reliability, or in equipment which could have applications in hazardous environments, aerospace industry, or medical field. Please contact us if you intend our products to be used in these special applications.

ISC makes no warranty or guarantee regarding the suitability of its products for any particular purpose, nor does ISC assume any liability arising from the application or use of any products, and specifically disclaims any and all liability, including without limitation special, consequential or incidental damages.