

Eurosocket

Type C (Rows A & C, A & B or A, B & C Filled)

62CXX Series
www.DataSheet4U.com



- DIN 41612 compatible
- High density (64 & 96 position)
- Mates with DIN 41612 Type C headers
- High reliability contact design
- Can be daisy-chained or end terminated to flat cable
- Optional strain relief with handle
- Individual connector coding with 3435-1 keying plug

Date Modified: February 19, 1999

TS-0813-01
Sheet 1 of 4

41

Physical

Insulation

Material: Glass Filled Polyester (PBT)
Flammability: UL 94V-0
Color: Gray

Contact

Material: Copper Alloy
Plating
Underplate: 50 μ " [1.27 μ m] Nickel—QQ-N-290, Class 2
Wiping Area: 20 μ " [0.50 μ m] Gold—MIL-G-45204, Type II, Grade C
(For additional plating options see Ordering Information)

Marking: 3M Logo, Part Identification & Contact Position Numbers

Wire Accommodation: Stranded or Solid: 26 & 28 AWG, Solid: 30 AWG

Electrical

Current Rating: 1 A

Insulation Resistance: $>1 \times 10^9 \Omega$ at 500 Vdc

Withstanding Voltage: 1000 Vrms at Sea Level

Environmental

Temperature Rating: -55°C to $+125^\circ\text{C}$

UL File No.: E68080

3M Interconnect Solutions Division

www.DataSheet4U.com
Austin, TX 78726-9000

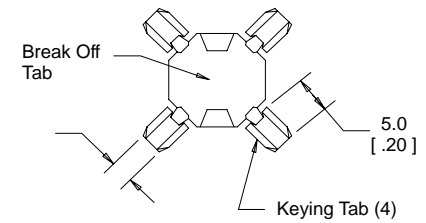
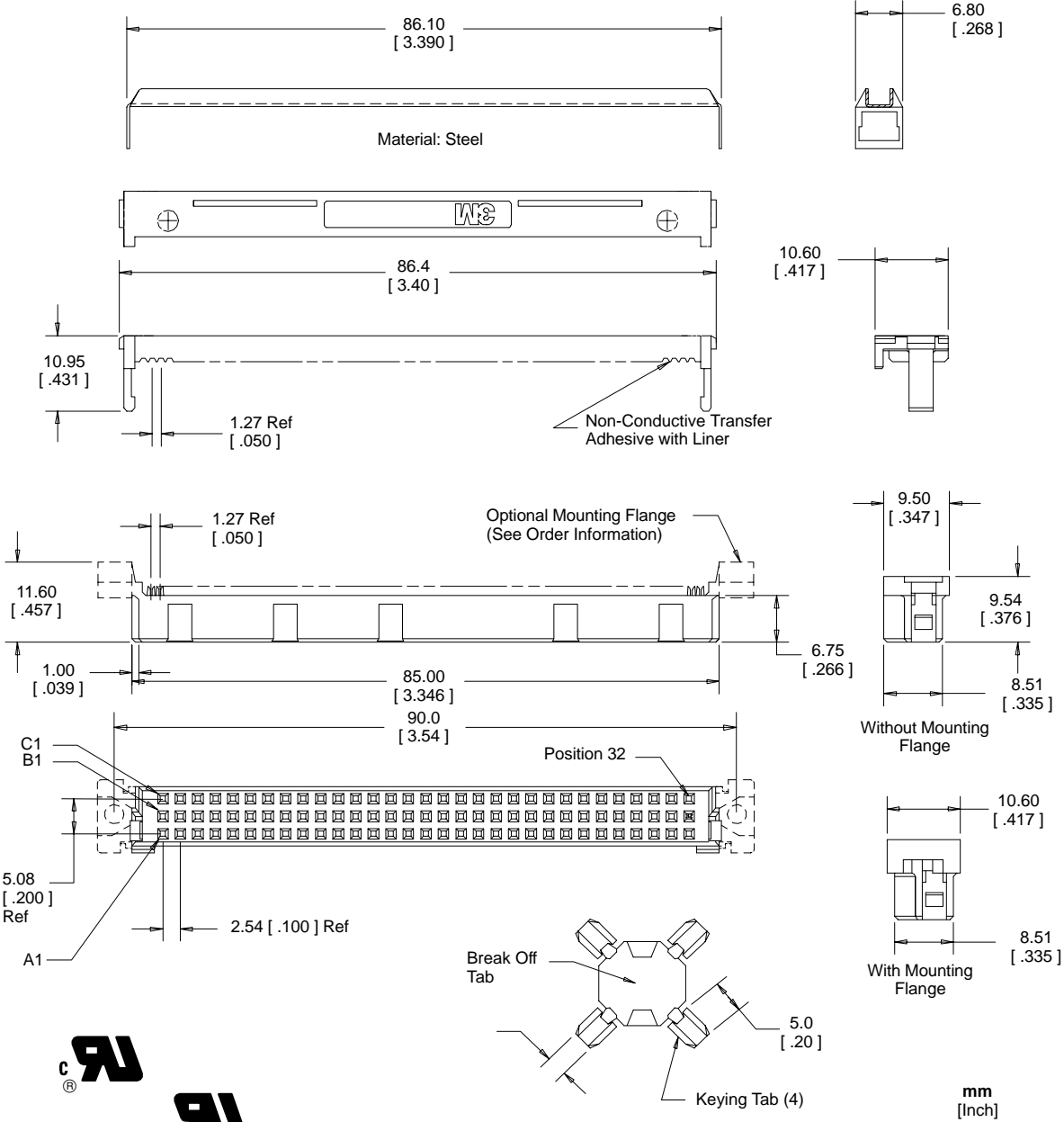
For technical, sales or ordering information call
800-225-5373

Eurosocket

Type C (Rows A & C, A & B or A, B & C Filled)

62CXX Series

www.DataSheet4U.com



3435-1000
Keying Plug
 (Optional: Order Separately)

mm [Inch]		
Tolerance Unless Noted		
	.0	.00
mm	±.3	±.13

Note:
 1. Position B1 & C1 is terminated to the first conductor of the ribbon cable.

[] Dimensions for Reference only

Ordering Information

Socket
62C64-1X0XXX

Strain Relief
 (Order Separately)
3448-6201

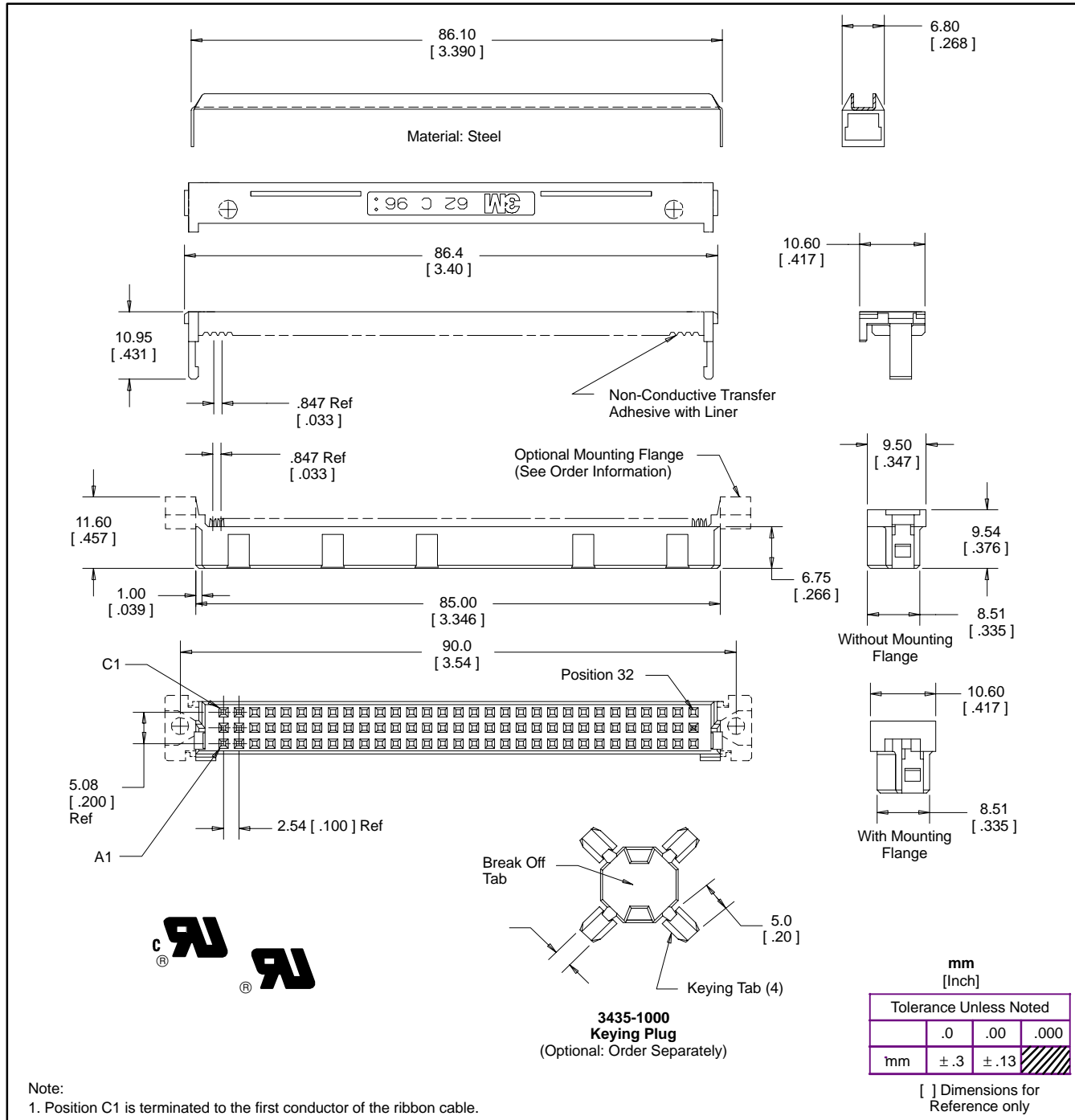
- Row of Contacts:
 0 = A and B
 1 = A and C
- Mounting Flange Style:
 0 = without
 1 = with
- Optional Plating:
 ED = 50 μ" [1.27 μ m]
 EC = 30 μ" [0.76 μ m]
 EF = 20 μ" [0.50 μ m]
 EJ = 5 μ" [0.13 μ m]

TS-0813-01
 Sheet 2 of 4

Eurosocket

Type C (Rows A & C, A & B or A, B & C Filled)

62CXX Series
www.DataSheet4U.com



Ordering Information

Socket
62C96-120XXX

Mounting Style:
0 = without Mounting Flange
1 = with Mounting Flange

Optional Plating:
ED = 50 μ" [1.27 μ m]
EC = 30 μ" [0.76 μ m]
EF = 20 μ" [0.50 μ m]
EJ = 5 μ" [0.13 μ m]

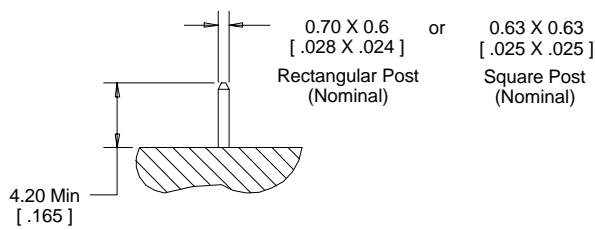
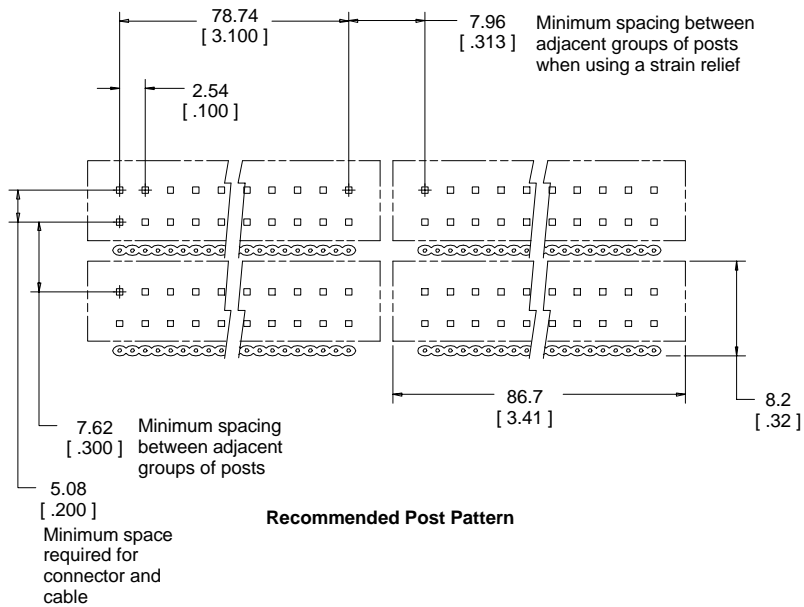
Strain Relief
(Order Separately)
3448-6201

TS-0813-01
Sheet 3 of 4

Eurosocket

Type C (Rows A & C, A & B or A, B & C Filled)

62CXX Series
www.DataSheet4U.com



mm [Inch]			
Tolerance Unless Noted			
	.0	.00	.000
mm	±.3	±.13	

[] Dimensions for Reference only

Note:

1. Ends of posts to be located within 0.25 [.01] TPD at post end.

TS-0813-01
Sheet 4 of 4