

## Power Surface Mount Schottky Rectifier (20V, 60Amp)

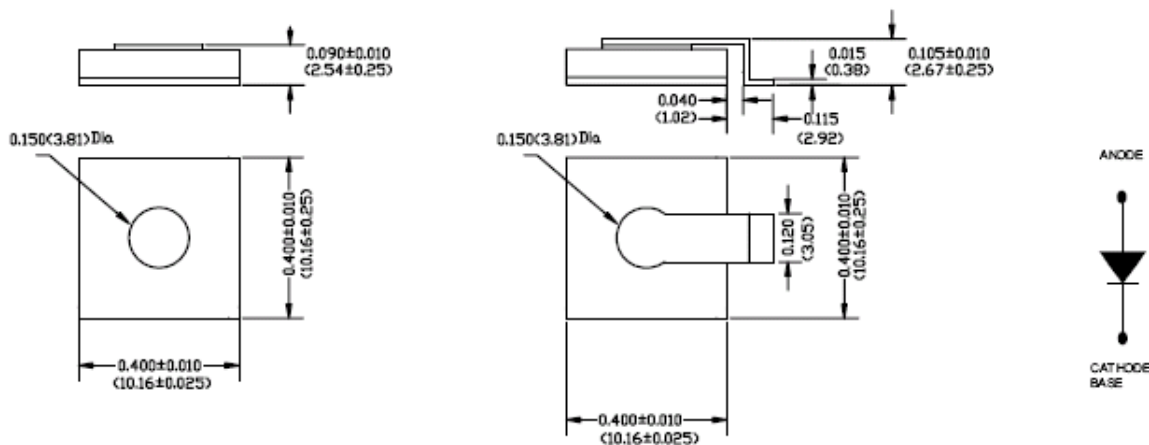
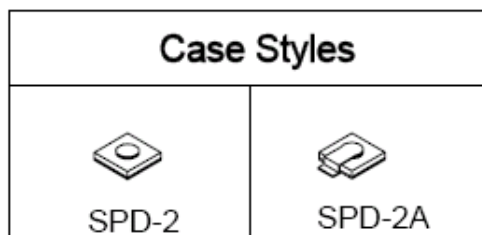
**Applications:**

- Switching power supply • Redundant power subsystems • Reverse battery protection
- Converters • Many other high current AC/DC power supplies

**Features:**

- 150 °C T<sub>J</sub> operation
- Low forward voltage drop
- High surge capacities
- High frequency operation
- Guaranteed reverse avalanche capability
- Low profile surface mount package
- This is a Pb - Free Device
- All SMC parts are traceable to the wafer lot
- Additional testing can be offered upon request

**Mechanical Dimensions: In Inches / mm**



**SPD-2**

**SPD-2A**

**Suffix "R" Denotes Reversed Polarity**

**Maximum Ratings:**

Characteristics	Symbol	Condition	Max.	Units
Peak Inverse Voltage	$V_{RWM}$	-	20	V
Max. Average Forward	$I_{F(AV)}$	50% duty cycle, rectangular wave form	60	A
Max. Peak One Cycle Non-Repetitive Surge Current (per leg)	$I_{FSM}$	8.3 ms, half Sine pulse	860	A
Non-Repetitive Avalanche Energy	$E_{AS}$	$T_J=25^{\circ}C, I_{AS}=3.4A, L=6.5mH$	37.6	mJ
Repetitive Avalanche Current	$I_{AR}$	Current decaying linearly to zero in 1 $\mu$ sec Frequency limited by $T_J$ max. $V_A=1.5 \times V_R$ typical	3.4	A

**Electrical Characteristics:**

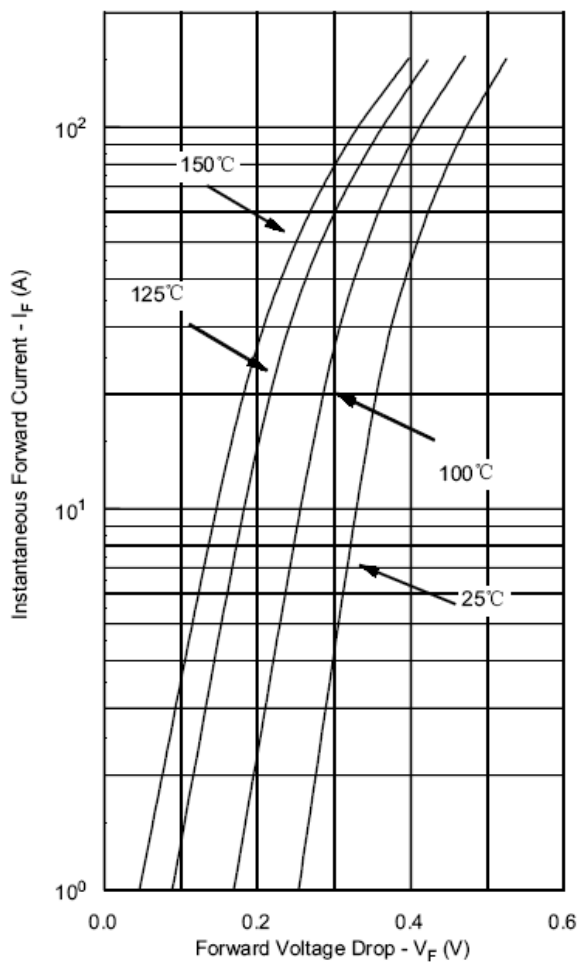
Characteristics	Symbol	Condition	Max.	Units
Max. Forward Voltage Drop*	$V_{F1}$	@ 60A, Pulse, $T_J = 25^{\circ}C$	0.48	V
	$V_{F2}$	@ 60A, Pulse, $T_J = 125^{\circ}C$	0.35	V
Max. Reverse Current (per leg) *	$I_{R1}$	@ $V_R =$ rated $V_R$ , Pulse, $T_J = 25^{\circ}C$	6	mA
	$I_{R2}$	@ $V_R =$ rated $V_R$ , Pulse, $T_J = 125^{\circ}C$	660	mA
Max. Junction Capacitance (per leg)	$C_J$	@ $V_R = 5V, T_C = 25^{\circ}C$ $f_{SIG} = 1MHz$ $V_{SIG}=50mV(p-p)$	4050	pF

\* Pulse Width < 300 $\mu$ s, Duty Cycle <2%

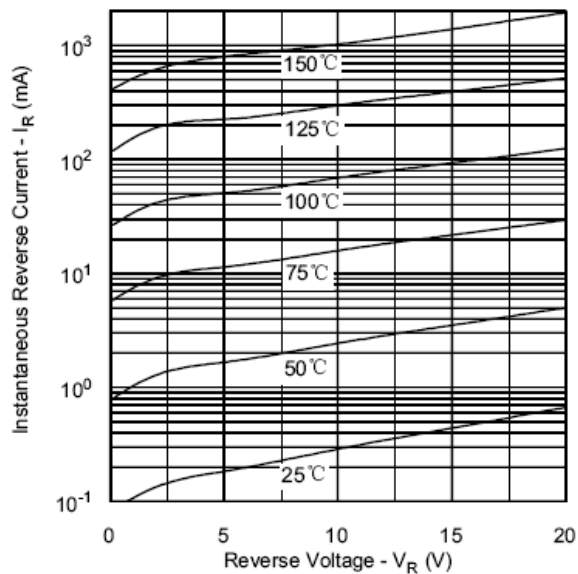
**Thermal-Mechanical Specifications:**

Characteristics	Symbol	Condition	Specification	Units
Max. Junction Temperature	$T_J$	-	-55 to +150	$^{\circ}C$
Max. Storage Temperature	$T_{stg}$	-	-55 to +150	$^{\circ}C$
Maximum Thermal Resistance Junction to Case	$R_{\theta JC}$	DC operation	0.37	$^{\circ}C/W$
Case Style	SPD-2/A			

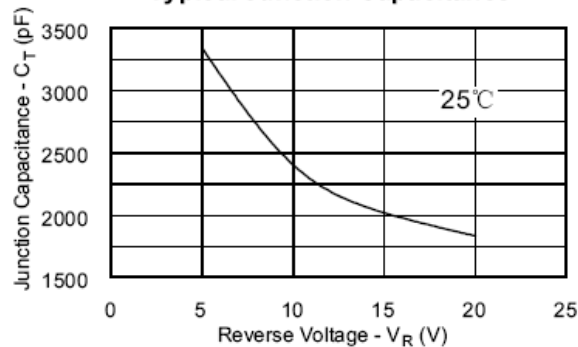
**Typical Forward Characteristics**



**Typical Reverse Characteristics**



**Typical Junction Capacitance**



**DISCLAIMER:**

- 1- The information given herein, including the specifications and dimensions, is subject to change without prior notice to improve product characteristics. Before ordering, purchasers are advised to contact the SMC - Sangdest Microelectronics (Nanjing) Co., Ltd sales department for the latest version of the datasheet(s).
- 2- In cases where extremely high reliability is required (such as use in nuclear power control, aerospace and aviation, traffic equipment, medical equipment, and safety equipment), safety should be ensured by using semiconductor devices that feature assured safety or by means of users' fail-safe precautions or other arrangement.
- 3- In no event shall SMC - Sangdest Microelectronics (Nanjing) Co., Ltd be liable for any damages that may result from an accident or any other cause during operation of the user's units according to the datasheet(s). SMC - Sangdest Microelectronics (Nanjing) Co., Ltd assumes no responsibility for any intellectual property claims or any other problems that may result from applications of information, products or circuits described in the datasheets.
- 4- In no event shall SMC - Sangdest Microelectronics (Nanjing) Co., Ltd be liable for any failure in a semiconductor device or any secondary damage resulting from use at a value exceeding the absolute maximum rating.
- 5- No license is granted by the datasheet(s) under any patents or other rights of any third party or SMC - Sangdest Microelectronics (Nanjing) Co., Ltd.
- 6- The datasheet(s) may not be reproduced or duplicated, in any form, in whole or part, without the expressed written permission of SMC - Sangdest Microelectronics (Nanjing) Co., Ltd.
- 7- The products (technologies) described in the datasheet(s) are not to be provided to any party whose purpose in their application will hinder maintenance of international peace and safety nor are they to be applied to that purpose by their direct purchasers or any third party. When exporting these products (technologies), the necessary procedures are to be taken in accordance with related laws and regulations..