

MODEL 67


3/8" Square

Multi-Turn

Cermet Trimming

Potentiometer

Distributor Item



ELECTRICAL

Standard Resistance Range, Ohms	10 to 2Meg
Standard Resistance Tolerance	±10% (<100 Ohms = ±20%)
Input Voltage, Maximum	200 Vdc or rms not to exceed power rating
Slider Current, Maximum	100mA or within rated power, whichever is less
Power Rating, Watts	0.5 at 85°C derating to 0 at 125°C
End Resistance, Maximum	2 Ohms
Actual Electrical Travel, Turns, Nominal	20
Dielectric Strength	900 Vrms
Insulation Resistance, Minimum	1,000 Megohms
Resolution	Essentially infinite
Contact Resistance Variation, Maximum	1% or 1 Ohm, whichever is greater

ENVIRONMENTAL

Seal	85°C Fluorinert® (No Leaks)
Temperature Coefficient, Maximum	±100ppm/°C
Temperature Range	-55°C to +125°C
Thermal Shock	5 cycles, -55°C to +125°C (1% ΔRT, 1% ΔVR)
Moisture Resistance	Ten 24 hour cycles (1% ΔRT, IR 1,000 Megohms min.)
Shock, 6ms Sawtooth	100G's (1% ΔRT, 1% ΔVR)
Vibration	20G's, 10 to 2,000 Hz (1% ΔRT, 1% ΔVR)
High Temperature Exposure	250 hours at 125°C (2% ΔRT, 2% ΔVR)
Rotational Life	200 cycles (3% ΔRT)
Load Life at 0.5 Watts	1,000 hours at 70°C (2% ΔRT)
Resistance to Solder Heat	260°C for 10 sec. (1% ΔRT)

MECHANICAL

Mechanical Stops	Clutch Action, both ends
Torque, Starting Maximum	5 oz.-in. (0.035 N-m)
Weight, Nominal	.04 oz. (1.13 grams)

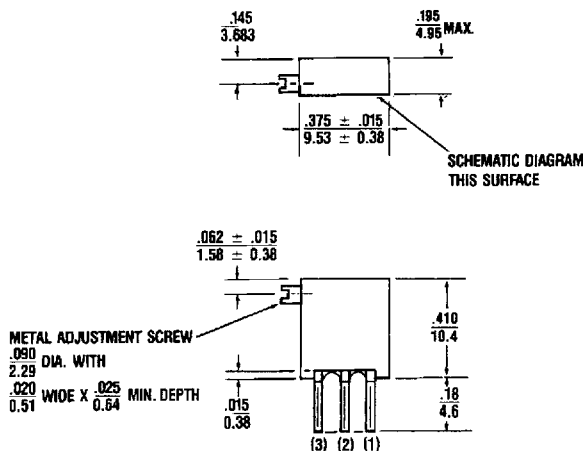
Fluorinert® is a registered trademark of 3M Company.
Specifications subject to change without notice.

STANDARD RESISTANCE VALUES, OHMS

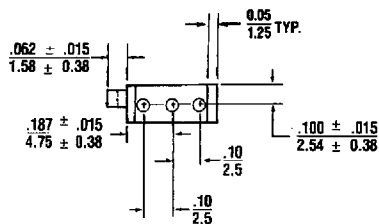
10	200	5K	50K	500K
20	500	10K	100K	1Meg
50	1K	20K	200K	2Meg
100	2K	25K	250K	

SIDE ADJUSTMENT

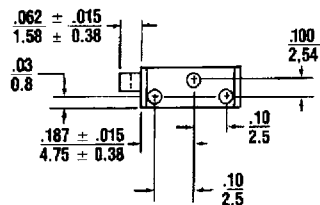
Model 67X and 67Z



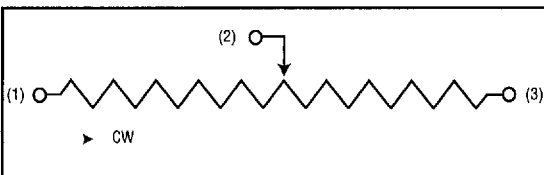
Model 67X



Model 67Z



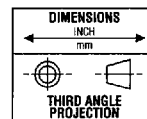
CIRCUIT DIAGRAM



NOTES

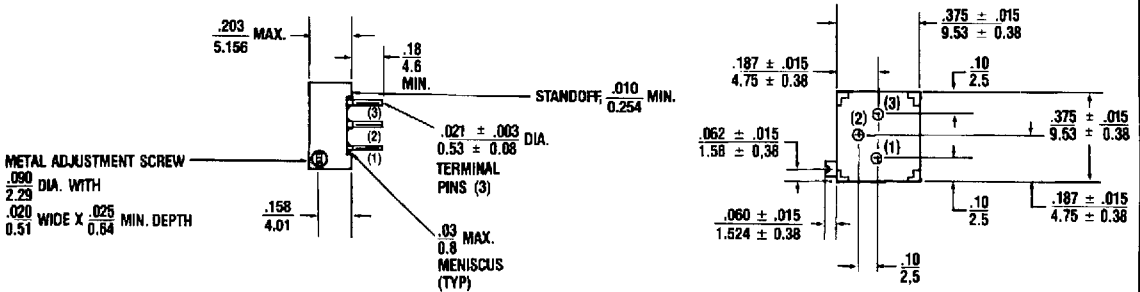
Metric equivalents, based on 1 inch = 25.4mm are rounded to the same number of significant figures as in the original English units and are provided for general information only.

Tolerances unless otherwise specified:
 Linear = $\pm .01$ inches (.25mm)
 Angular = ± 2 degrees



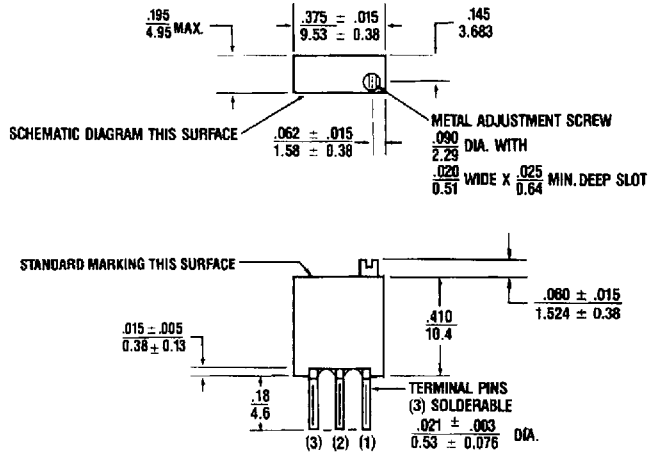
SIDE ADJUSTMENT

Model 67P

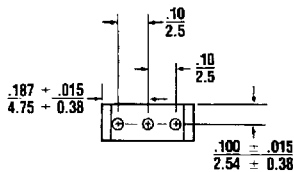


TOP ADJUSTMENT

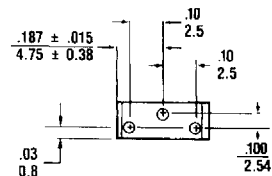
Model 67W and 67Y



Model 67W



Model 67Y



PACKAGING

Standard: Boxes

Capacity, Units = 100 (67W)
 = 50 (All other styles)

Option: Tubes

All Units oriented with #1 pin to same side

	Pin Style	P	W,Y	X,Z
Magazine	Width	= 0.57"	0.28"	0.28"
	Height	= 0.66"	0.93"	0.93"
	Length	= 20.9"	20.6"	24.4"
	Capacity Units	= 50	50	50

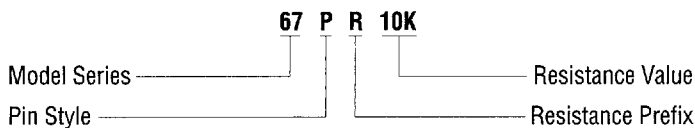
Option: Tape & Reel, Ammo Pack (Available only for 67W and 67X)

All units oriented with #1 pin to the right of the direction of feed

	Seat Plane to Centerline of Sprocket Hole	= .71" (18.03 mm)
Tape	Width	= 18 mm
	Sprocket	= Single Hole .50" spacing
	Capacity, Units	= 1,000
Reel	Diameter	= 14" (363 mm)
Ammo	Tape Fold	= 12" (305 mm)
	Box	= 1.8" x 13" x 10" (46mm x 330mm x 254mm)

ORDERING INFORMATION

Standard:



Option:

