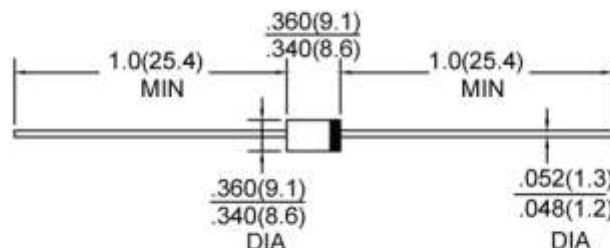


FEATURES

- Low forward voltage drop
- High current capability
- High reliability
- High surge current capability

MECHANICAL DATA

- Molded plastic body (UL 94V-0 rated)
- Solderability per MIL-STD-202, Method208
- Color band denotes cathode end .
- Weight: 1 gram



R-6 (P600)

Dimensions in inches and (millimeters)

MAXIMUM RATINGS & ELECTRICAL CHARACTERISTICS

Rating at 25 °C ambient temperature unless otherwise specified .
 Single phase, half wave ,60Hz, resistive or inductive load .
 For capacitive load, derate current by 20%

Parameter	Symbol	6A05	6A10	6A20	6A40	6A60	6A80	6A100	Unit
		P600A	P600B	P600D	P600G	P600J	P600K	P600M	
Maximum Repetitive Peak Reverse Voltage	V _{RRM}	50	100	200	400	600	800	1000	V
Maximum RMS Voltage	V _{RMS}	35	70	140	280	420	560	700	V
Maximum DC blocking Voltage	V _{DC}	50	100	200	400	600	800	1000	V
Maximum Average Forward Rectified Current 0.375 "9(5mm)Lead Length@ T _A =50	I _{F (AV)}	6.0							A
Peak Forward Surge Current, 8.3ms single half sine-wave superimposed on rated load (JEDEC method)	I _{FSM}	400							A
Maximum Instantaneous Forward Voltage@6.0A	V _F	0.9							V
Maximum DC Reverse Current @ T _A =25°C At rated DC blocking voltage @ T _A =125°C	I _R	5.0 50							μA
Operating Junction Temperature Range	T _J	-50 to +125							°C
Storage Temperature Range	T _{STG}	-50 to +150							°C

NOTE :Mount on Copper Pad Size 16mm x 16mm on P C B .

RATING & CHARACTERISTIC CURVES

FIG.1- FORWARD CURRENT DERATING CURVE

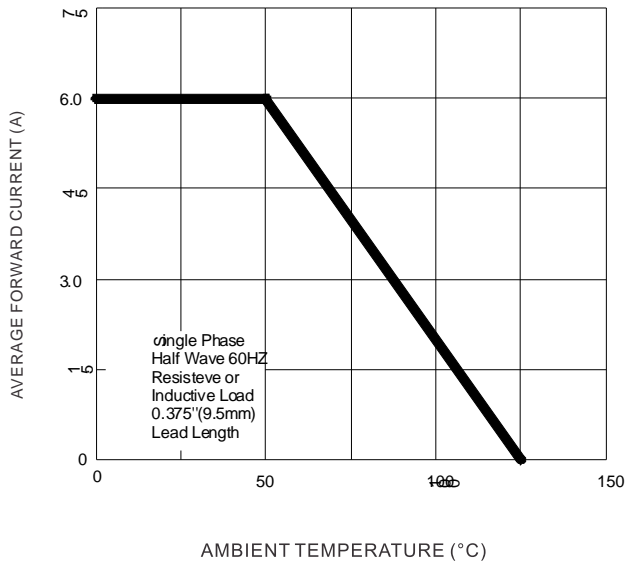


FIG.2- MAXIMUM NON-REPETITIVE FORWARD SURGE CURRENT

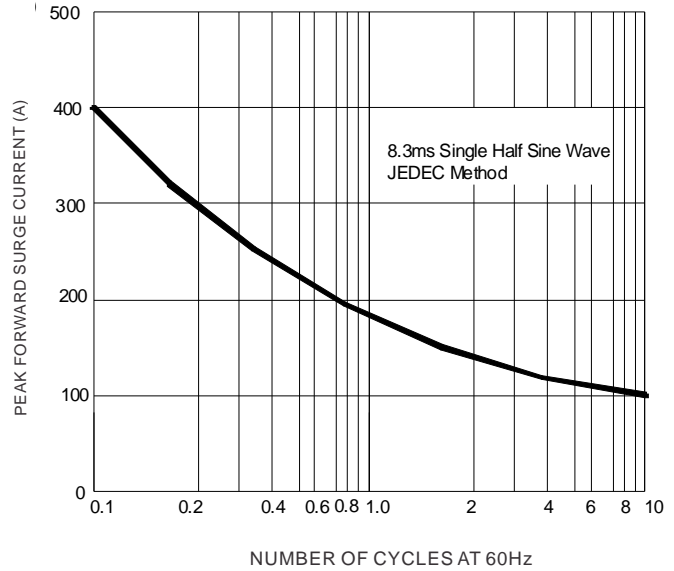


FIG.3- TYPICAL FORWARD CHARACTERISTICS

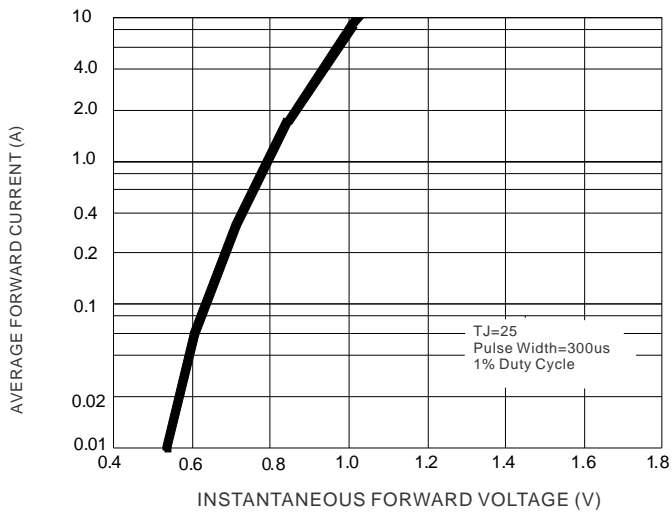


FIG.4- TYPICAL REVERSE CHARACTERISTICS

