

6A05G THRU 6A10G

GLASS PASSIVATED SILICON RECTIFIER

Reverse Voltage - 50 to 1000 Volts Forward Current – 6.0 Amperes

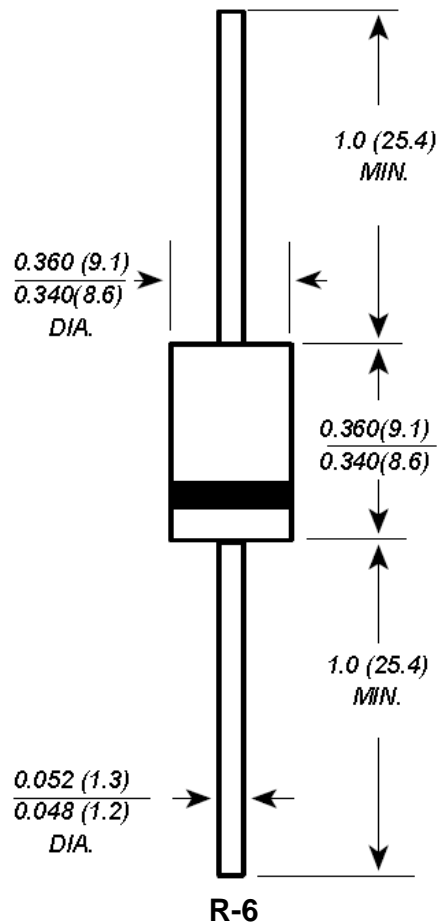
FEATURES

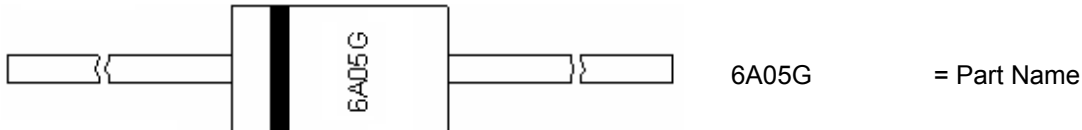
- The plastic package carries Underwriters Laboratory Flammability Classification 94V-0
- Construction utilizes void-free molded plastic technique
- Low reverse leakage
- High forward surge current capability
- High temperature soldering guaranteed: 250°C /10 seconds, 0.375" (9.5mm) lead length, 5 lbs. (2.3kg) tension

MECHANICAL DATA

- Case: R-6 molded plastic body
- Terminals: Plated axial leads, solderable per MIL-STD-750, Method 2026
- Polarity: Color band denotes cathode end
- Mounting Position: Any
- Weight: 0.072 ounce, 2.05 grams

MECHANICAL DIMENSIONS: In Inches/mm



MARKING DIAGRAM


Cautions: Molding resin
Epoxy resin UL:94V-0

ORDERING INFORMATION

Device	Package	Shipping
6A05G-6A10G	R-6 (Pb-Free)	500pcs / reel

For information on tape and reel specifications, including part orientation and tape sizes, please refer to our Tape and Reel Packaging Specification.

MAXIMUM RATINGS AND ELECTRICAL CHARACTERISTICS

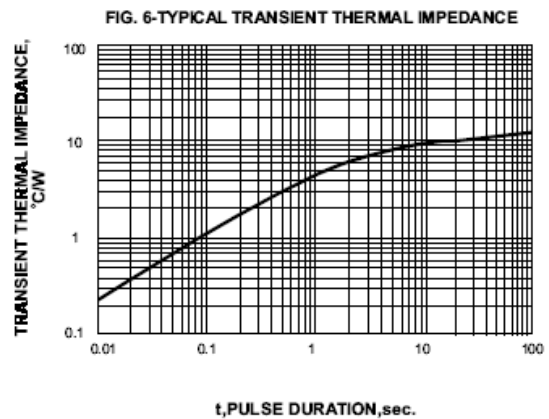
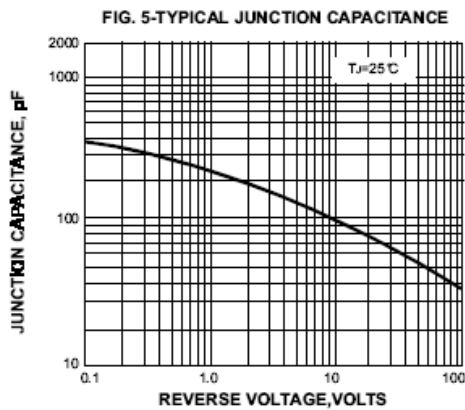
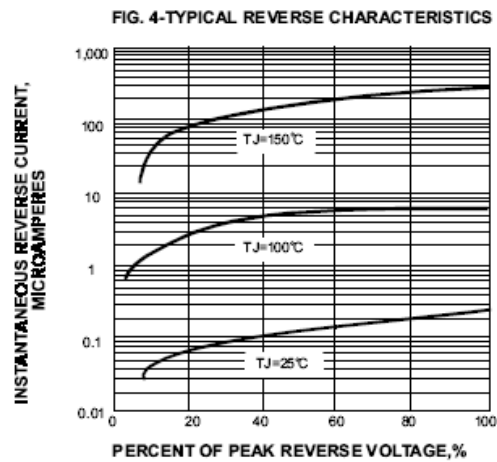
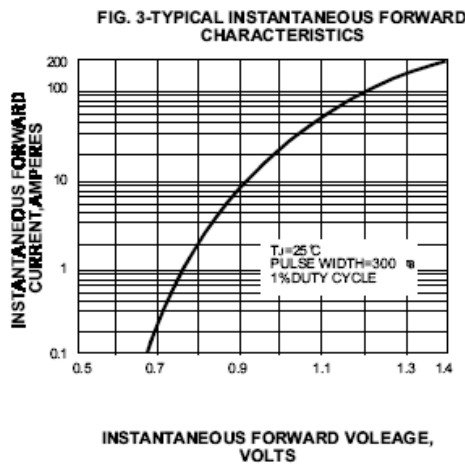
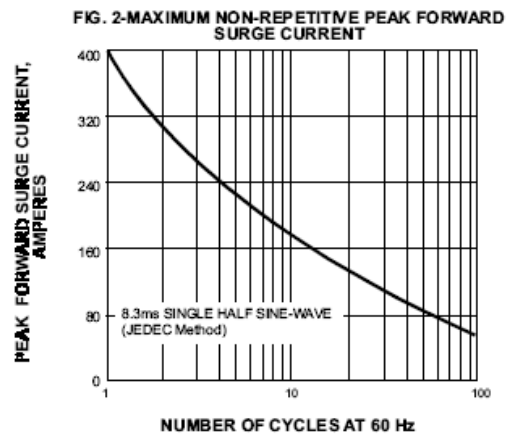
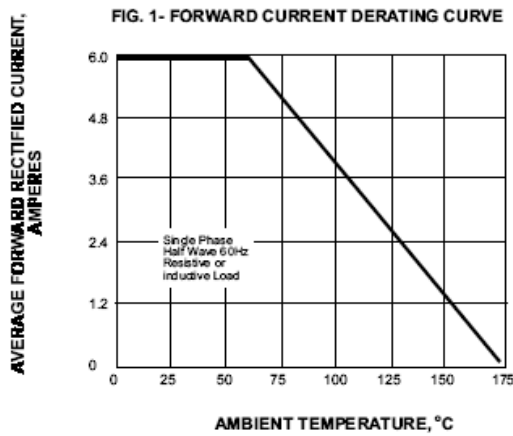
Ratings at 25 C ambient temperature unless otherwise specified.
Single phase half-wave 60Hz, resistive or inductive load, for capacitive load current derate by 20%.

Type Number	Symbol	6A05G	6A1G	6A2G	6A4G	6A6G	6A8G	6A10G	Unit
Maximum repetitive peak reverse voltage Maximum DC blocking voltage	V_{RRM} V_{DC}	50	100	200	400	600	800	1000	V
Maximum RMS voltage	V_{RMS}	35	70	140	280	420	560	700	V
Maximum average forward rectified current 0.375" (9.5mm) lead length at @ $T_A = 60^\circ\text{C}$	$I_{(AV)}$	6.0							A
Non-Repetitive Peak Forward Surge Current 8.3ms Single half sine-wave superimposed on rated load (JEDEC Method)	I_{FSM}	300							A
Maximum instantaneous forward voltage at 6.0A	V_F	0.95							V
Maximum DC reverse current @ $T_A = 25^\circ\text{C}$ At Rated DC Blocking Voltage @ $T_A = 100^\circ\text{C}$	I_R	10.0 400							μA
Typical Junction Capacitance (Note 1)	C_J	150							pF
Typical Thermal Resistance (Note 2)	$R_{\theta JA}$	10.0							$^\circ\text{C/W}$
Operating junction and storage temperature range	T_J, T_{STG}	-65 to +175							$^\circ\text{C}$

Note: 1. Measured at 1MHz and applied reverse voltage of 4.0V D.C.
2. Thermal resistance from junction to ambient at 0.375"(9.5mm)lead length, P.C.B. mounted

- China - Germany - Korea - Singapore - United States •
- <http://www.smc-diodes.com> - sales@smc-diodes.com •

RATINGS AND CHARACTERISTIC CURVES 6A05G THRU 6A10G





6A05G-6A10G

Technical Data
Data Sheet N0550, Rev. A

Green Products

DISCLAIMER:

- 1- The information given herein, including the specifications and dimensions, is subject to change without prior notice to improve product characteristics. Before ordering, purchasers are advised to contact the SMC - Sangdest Microelectronics (Nanjing) Co., Ltd sales department for the latest version of the datasheet(s).
- 2- In cases where extremely high reliability is required (such as use in nuclear power control, aerospace and aviation, traffic equipment, medical equipment, and safety equipment), safety should be ensured by using semiconductor devices that feature assured safety or by means of users' fail-safe precautions or other arrangement.
- 3- In no event shall SMC - Sangdest Microelectronics (Nanjing) Co., Ltd be liable for any damages that may result from an accident or any other cause during operation of the user's units according to the datasheet(s). SMC - Sangdest Microelectronics (Nanjing) Co., Ltd assumes no responsibility for any intellectual property claims or any other problems that may result from applications of information, products or circuits described in the datasheets.
- 4- In no event shall SMC - Sangdest Microelectronics (Nanjing) Co., Ltd be liable for any failure in a semiconductor device or any secondary damage resulting from use at a value exceeding the absolute maximum rating.
- 5- No license is granted by the datasheet(s) under any patents or other rights of any third party or SMC - Sangdest Microelectronics (Nanjing) Co., Ltd.
- 6- The datasheet(s) may not be reproduced or duplicated, in any form, in whole or part, without the expressed written permission of SMC - Sangdest Microelectronics (Nanjing) Co., Ltd.
- 7- The products (technologies) described in the datasheet(s) are not to be provided to any party whose purpose in their application will hinder maintenance of international peace and safety nor are they to be applied to that purpose by their direct purchasers or any third party. When exporting these products (technologies), the necessary procedures are to be taken in accordance with related laws and regulations..