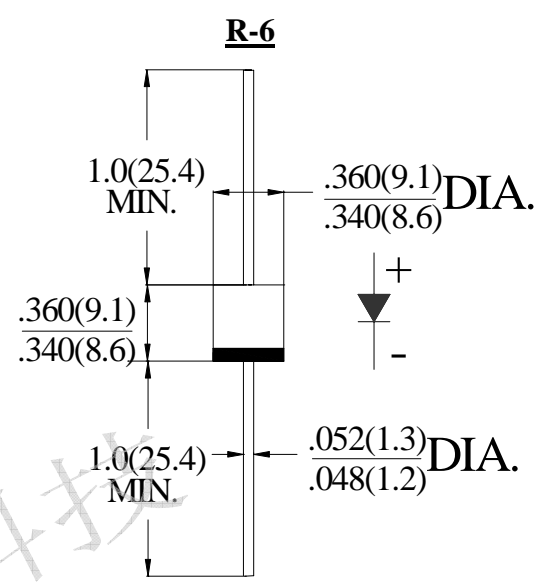


6A05G THRU 6A10G

6.0AMPS . GLASS PASSIVATED RECTIFIERS

<p>FEATURE</p> <ul style="list-style-type: none"> . High current capability . Low forward voltage drop . Low power loss, high efficiency . High surge capability . High temperature soldering guaranteed <p>260°C /1 0sec/0.375" lead length at 5 lbs tension</p> <p>MECHANICAL DATA</p> <ul style="list-style-type: none"> . Terminal: Plated axial leads solderable per MIL-STD 202E, method 208C . Case: Molded with UL-94 Class V-0 recognized Flame Retardant Epoxy . Polarity: color band denotes cathode . Mounting position: any 	 <p style="text-align: center;">Dimensions in inches and (millimeters)</p>
---	--

MAXIMUM RATINGS AND ELECTRICAL CHARACTERISTICS

(single-phase, half-wave, 60HZ, resistive or inductive load rating at 25°C, unless otherwise stated)

Type Number	SYM BOL	6A05G	6A1G	6A2G	6A4G	6A6G	6A8G	6A10G	units
Maximum Recurrent Peak Reverse Voltage	V_{RRM}	50	100	200	400	600	800	1000	V
Maximum RMS Voltage	V_{RMS}	35	70	140	280	420	560	700	V
Maximum DC blocking Voltage	V_{DC}	50	100	200	400	600	800	1000	V
Maximum Average Forward Rectified Current.375"(9.5mm) lead length @Ta =75°C	$I_{F(AV)}$	6.0							A
Peak Forward Surge Current 8.3ms single half sine-wave superimposed on rated load (JEDEC method)	I_{FSM}	175							A
Maximum Forward Voltage at 6.0A DC	V_F	1.1							V
Maximum DC Reverse Current Ta =25°C at rated DC blocking voltage Ta =125°C	I_R	10.0 100.0							μA
Typical Junction Capacitance (Note)	C_J	100							pF
Typical Thermal Resistance	$R_{(JA)}$	10							°C/W
Storage Temperature	T_{STG}	-55 to +150							°C
Operation JunctionTemperature	T_J	-55 to +150							°C

Note:

Measured at 1.0 MHz and applied reverse voltage of 4.0Vdc

RATING AND CHARACTERISTIC CURVES (6A05G THRU 6A10G)

FIG.1-TYPICAL FORWARD CURRENT DERATING CURVE

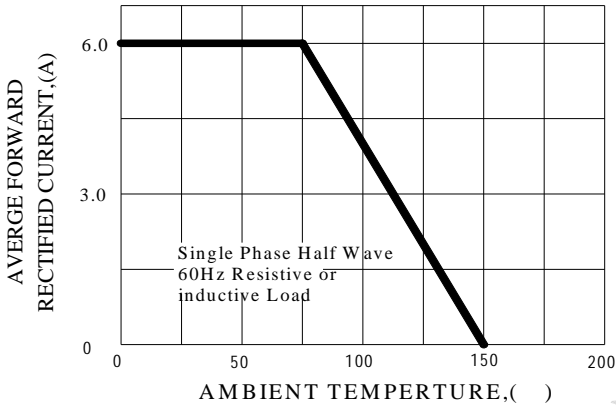


FIG.2-TYPICAL INSTANTANEOUS FORWARD CHARACTERISTICS

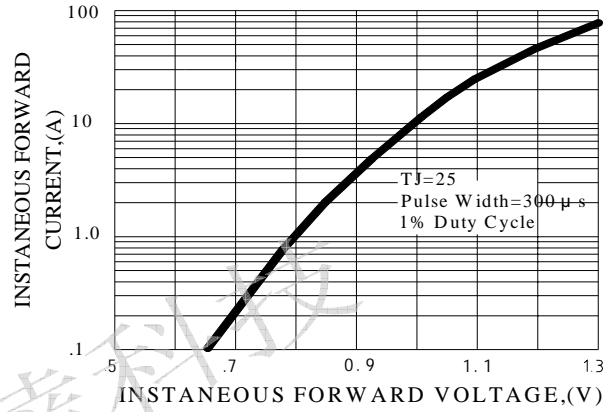


FIG.3-MAXIMUM NON-REPETITIVE FORWARD SURGE CURRENT

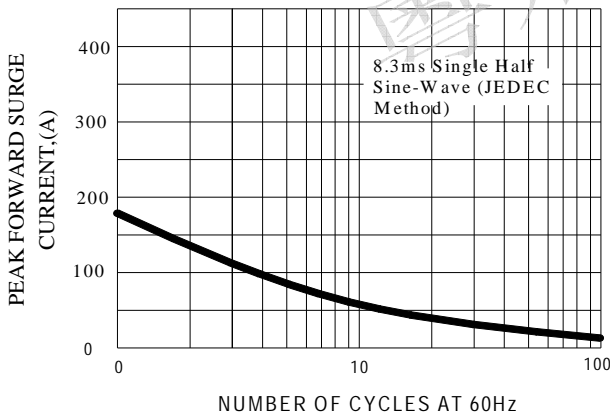


FIG.4-TYPICAL REVERSE CHARACTERISTICS

