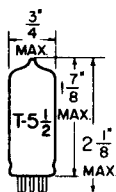


TUNG-SOL

PENTODE

MINIATURE TYPE



GLASS BULB

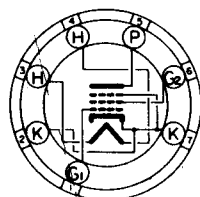
COATED UNIPOTENTIAL CATHODE

HEATER

6.3 VOLTS 300 MA.

AC OR DC

ANY MOUNTING POSITION


 BOTTOM VIEW
 MINIATURE BUTTON
 7 PIN BASE

180

THE 6AG5 IS A MINIATURE TYPE RF PENTODE HAVING A SHARP CUT-OFF CHARACTERISTIC AND A HIGH VALUE OF TRANSCONDUCTANCE. IN COMPACT, LIGHT-WEIGHT EQUIPMENT IT IS USEFUL AS AN RF AMPLIFIER UP TO ABOUT 400 MEGACYCLES, AND AS A HIGH-FREQUENCY, INTERMEDIATE AMPLIFIER. IT HAS LOW INPUT CAPACITANCE AND LOW OUTPUT CAPACITANCE.

DIRECT INTERELECTRODE CAPACITANCES

	WITH SHIELD ^A	WITHOUT SHIELD	
PENTODE CONNECTION			
GRID #1 TO PLATE: (G ₁ TO P) MAX.	0.02	0.03	μf
INPUT: G ₄ TO (H+K+G ₂ +G ₃ +I _S)	6.6	6.5	μf
OUTPUT: P TO (H+K+G ₂ +G ₃ +I _S)	3.1	1.8	μf
TRIODE CONNECTION (G ₂ TIED TO PLATE)			
GRID TO PLATE: G TO (P+G ₂)	2.5	2.5	μf
INPUT: G TO (H+K+G ₃ +I _S)	3.6	3.6	μf
OUTPUT: P+G ₂ (H+K+G ₃ +I _S)	4.3	3	μf

^AEXTERNAL SHIELD #316 CONNECTED TO PIN #7.

RATINGS

INTERPRETED ACCORDING TO RMA STANDARD W8-210

	TRIODE CONNECTION ^B	PENTODE CONNECTION	
HEATER VOLTAGE	6.3	6.3	VOLTS
MAXIMUM HEATER-CATHODE VOLTAGE	90	90	VOLTS
MAXIMUM PLATE VOLTAGE	300	300	VOLTS
MAXIMUM GRID #2 SUPPLY VOLTAGE	PLATE	300	VOLTS
MAXIMUM GRID #2 VOLTAGE	PLATE	SEE J5-C4	
MAXIMUM PLATE DISSIPATION	2.5	2	WATTS
MAXIMUM GRID #2 DISSIPATION	---	0.5	WATT
MAXIMUM POSITIVE DC GRID #1 VOLTAGE	0	0	VOLTS

^BTRIODE CONNECTION - GRID #2 CONNECTED TO PLATE.

CONTINUED FROM PRECEDING PAGE

TYPICAL OPERATING CONDITIONS AND CHARACTERISTICS

CLASS A₁ AMPLIFIER - PENTODE CONNECTION

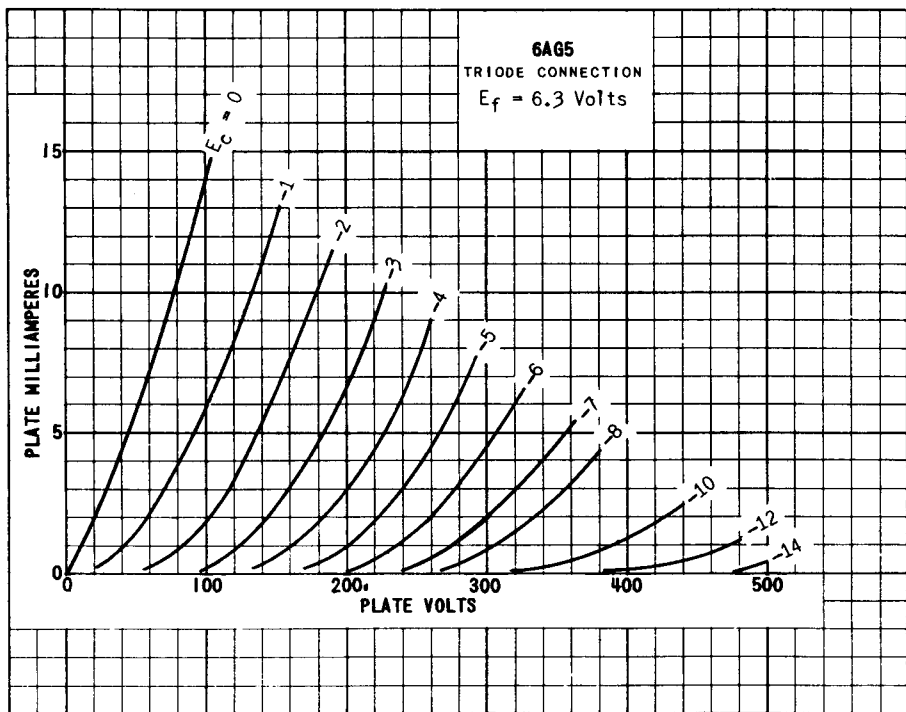
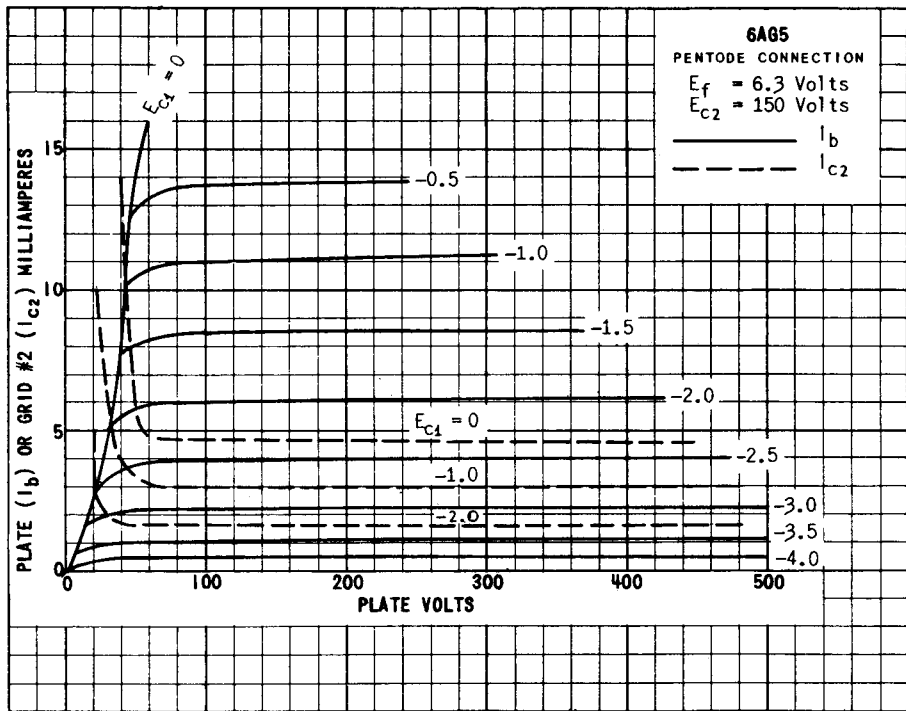
HEATER VOLTAGE	6.3	6.3	6.3	VOLTS
HEATER CURRENT	300	300	300	MA.
PLATE VOLTAGE	100	125	250	VOLTS
GRID #2 VOLTAGE	100	125	150	VOLTS
CATHODE RESISTOR	180	100	180	OHMS
TRANSCONDUCTANCE	4 500	5 100	5 000	μMHOS
PLATE CURRENT	4.5	7.2	6.5	MA.
GRID #2 CURRENT	1.4	2.1	2	MA.
PLATE RESISTANCE (APPROX.)	0.6	0.5	0.8	MEGOHM
GRID #1 VOLTAGE FOR $I_b = 10 \mu A.$ (APPROX.)	-5	-6	-8	VOLTS

CLASS A₁ AMPLIFIER - TRIODE CONNECTION^C

HEATER VOLTAGE	6.3	6.3	VOLTS
HEATER CURRENT	300	300	MA.
PLATE VOLTAGE	250	180	VOLTS
GRID #2 VOLTAGE	PLATE	PLATE	VOLTS
CATHODE RESISTOR	820	330	OHMS
TRANSCONDUCTANCE	3 800	5 700	μMHOS
PLATE CURRENT	5.5	7	MA.
PLATE RESISTANCE (APPROX.)	0.01	0.008	MEGOHM
AMPLIFICATION FACTOR	42	45	

^C GRID #2 TIED TO PLATE.

→ INDICATES A CHANGE OR ADDITION.



PRINTED IN U. S. A.

PLATE
 2952
 JUNE 1
 1952