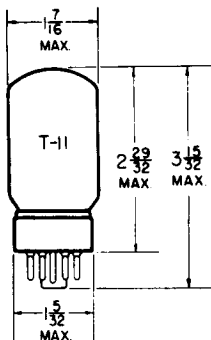


TUNG-SOL

BEAM PENTODE



GLASS BULB


COATED UNIPOTENTIAL CATHODE

HEATER

6.3 VOLTS 1.2 AMPERES

AC OR DC

ANY MOUNTING POSITION



BOTTOM VIEW

INTERMEDIATE (SHORT)
SHELL 6 PIN OCTAL LOW
LOSS PHENOLIC BASE

THE 6AR6 IS A-BEAM POWER AMPLIFIER DESIGNED SPECIFICALLY FOR APPLICATIONS REQUIRING RELATIVELY HIGH PEAK PLATE CURRENTS AT NEGATIVE GRID POTENTIALS. IT IS CONSTRUCTED TO WITHSTAND RELATIVELY HIGH PLATE POTENTIALS.

RATINGS

INTERPRETED ACCORDING TO RMA STANDARD M8-210

FILAMENT VOLTAGE	6.3	VOLTS
MAXIMUM HEATER-CATHODE VOLTAGE	200	VOLTS
MAXIMUM DC PLATE VOLTAGE	565	VOLTS
MAXIMUM DC GRID #2 VOLTAGE	300	VOLTS
DC GRID #1 VOLTAGE	-300 TO 0	VOLTS
MAXIMUM PLATE DISSIPATION	19	WATTS
MAXIMUM GRID #2 DISSIPATION	3.2	WATTS
MAXIMUM DC PLATE CURRENT	115	MA.

DIRECT INTERELECTRODE CAPACITANCES

WITH NO EXTERNAL SHIELD

GRID TO PLATE: (G_1 TO P)	0.55	μf
INPUT: G_2 TO (H + K + G_2)	11.0	μf
OUTPUT: P TO (H + K + G_2)	7.0	μf
HEATER TO CATHODE: (H TO K)	5.5	μf

TYPICAL OPERATING CONDITIONS AND CHARACTERISTICS

CLASS A AMPLIFIER

	TRIODE CONNECTION	PENTODE CONNECTION	
FILAMENT VOLTAGE	6.3	6.3	VOLTS
FILAMENT CURRENT	1.2	1.2	AMP.
DC PLATE VOLTAGE	200	250	VOLTS
DC GRID #2 VOLTAGE	TIED TO PLATE	250	VOLTS
DC GRID #1 VOLTAGE	-12.5	-22.5	VOLTS
GRID #1 CIRCUIT RESISTANCE (MAX.)	100 000	100 000	OHMS
DC-PLATE CURRENT	90	.77	MA.
GRID #2 CURRENT	TIED TO PLATE	5	MA.
PLATE RESISTANCE (APPROX.)	1 000	21 000	OHMS
TRANSCONDUCTANCE	6 000	5 400	μMHOS
DC GRID #1 VOLTAGE FOR PLATE CURRENT CUTOFF		-65	VOLTS

→ INDICATES A CHANGE OF ADDITION

6AR6

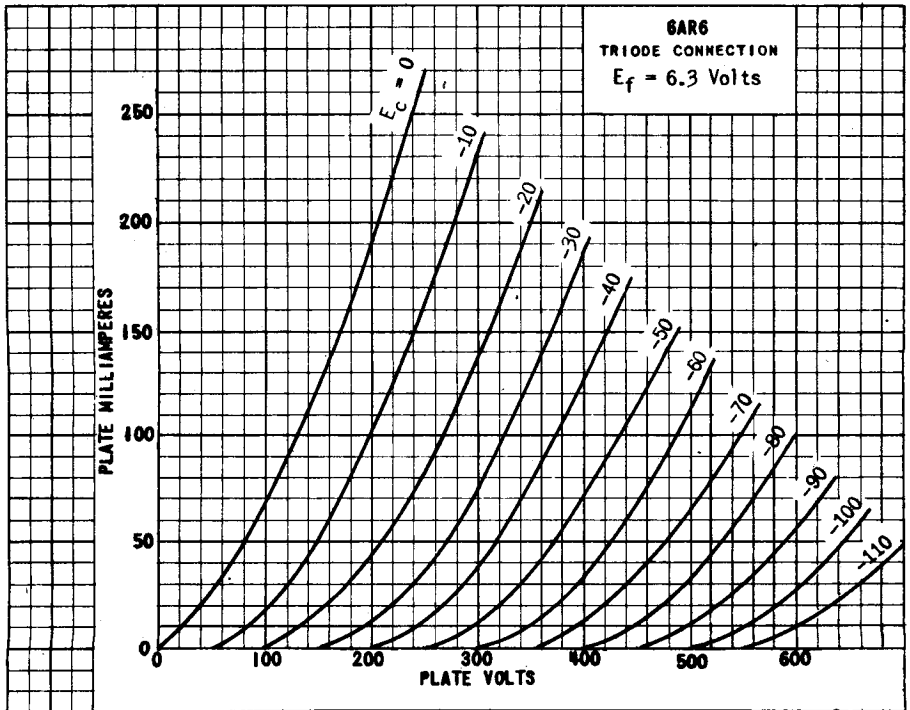
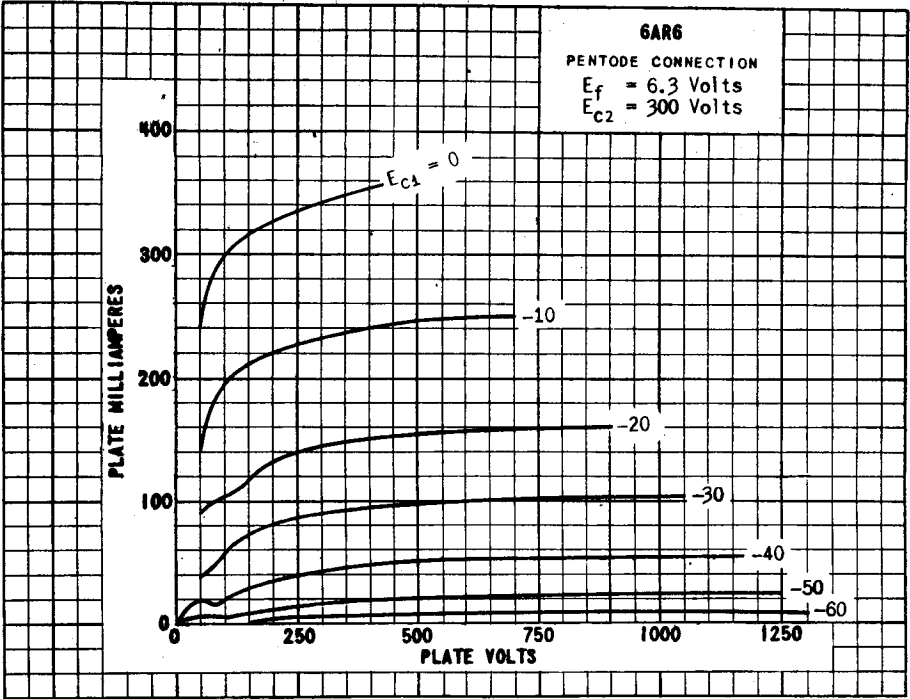


PLATE
 1750
 JULY 1,
 1947